

This data reflects demographic information on the students who participated in this assessment session.

Total Students Participating:	8 - Infants
--------------------------------------	--------------------

Students Age

12 to 18 Months : 25%	19 to 24 Months: 75%
------------------------------	-----------------------------

Gender

Male: 38%	Female: 62%
------------------	--------------------

Race

White: 13%	Black/African American: 74%	Two or more: 13%
	Other: 0%	Not Specified: 0%

Language

English: 100%	Spanish 0%	Unknown: 0%
-------------------------	----------------------	-----------------------

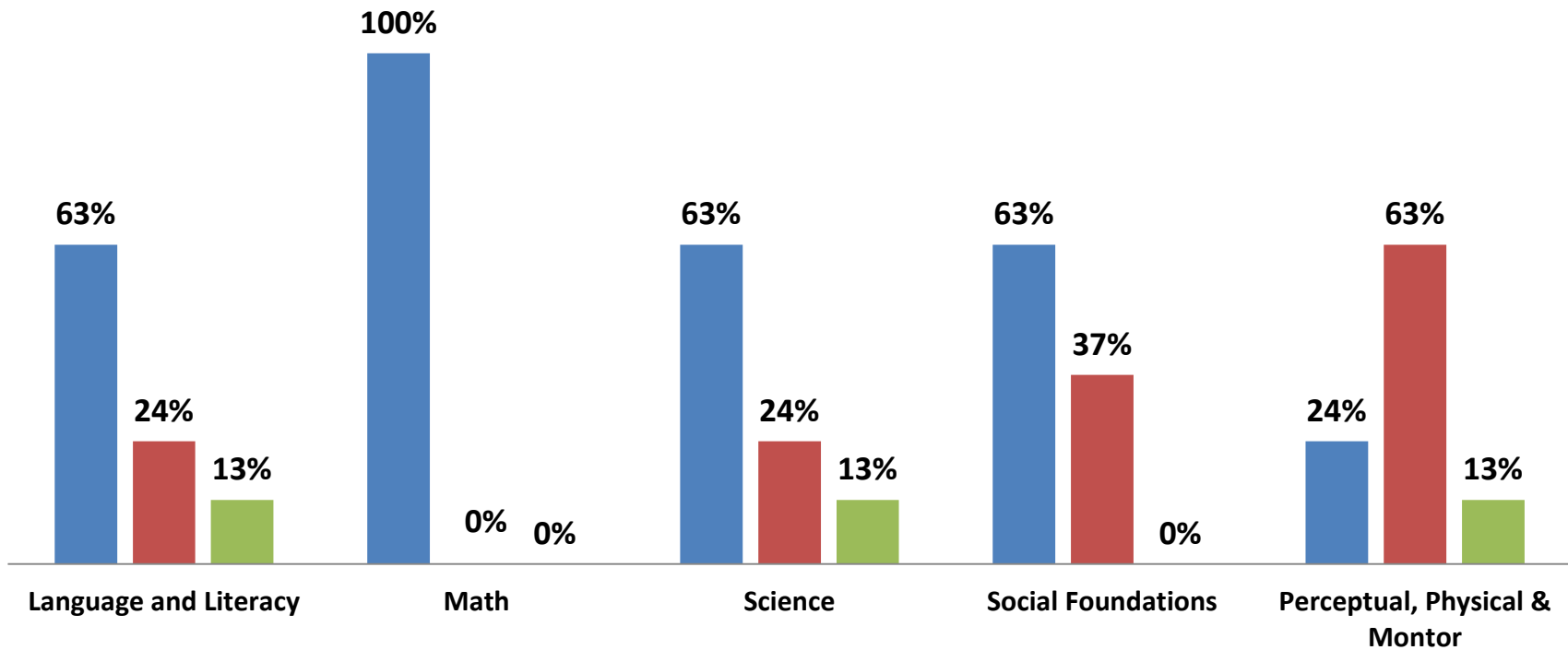
Disabilities

Yes: 13%	No: 87%
-----------------	----------------

CSNT Early Head Start 2021-2022 - Frog Street AIM

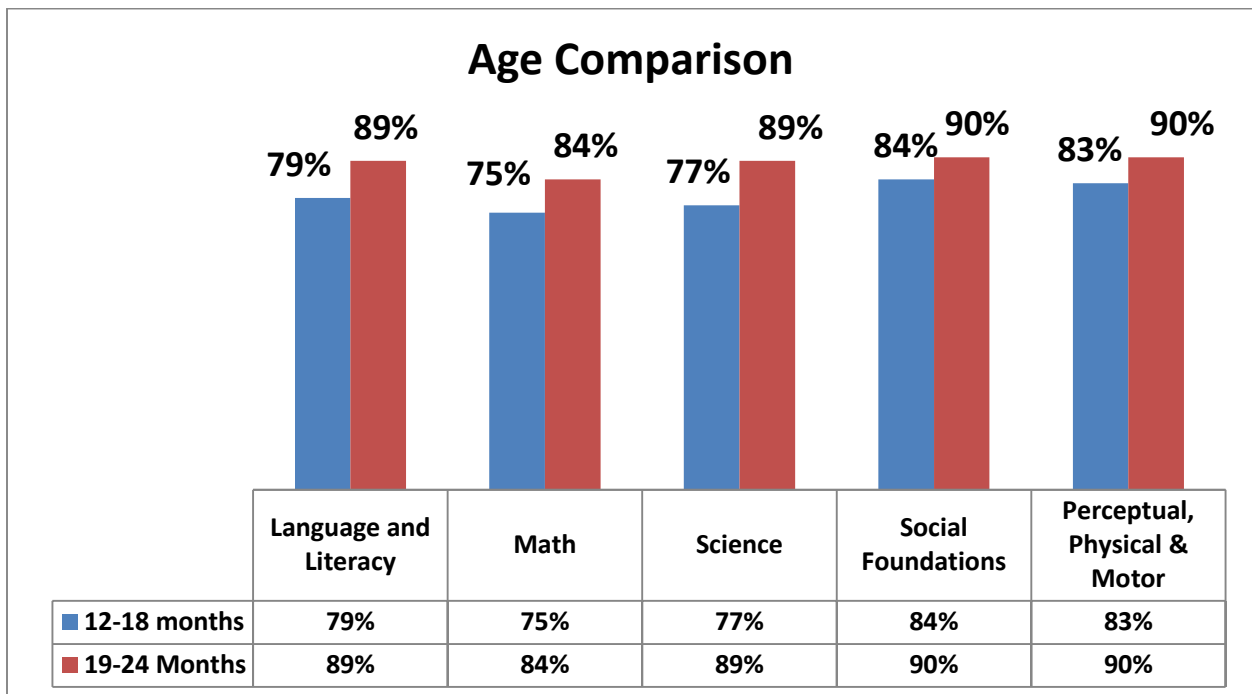
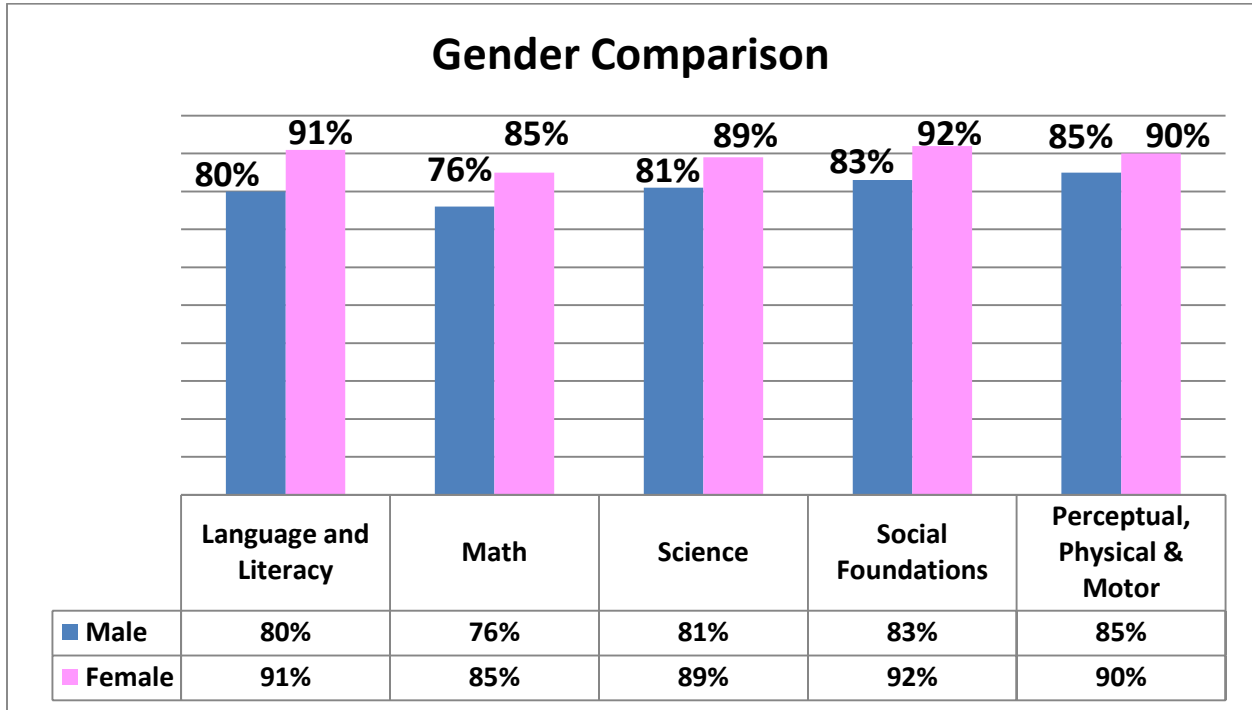
Infants - Wave 2

■ Emerging ■ Progressing ■ Ready



CSNT Early Head Start – Frog Street AIM – Wave 2

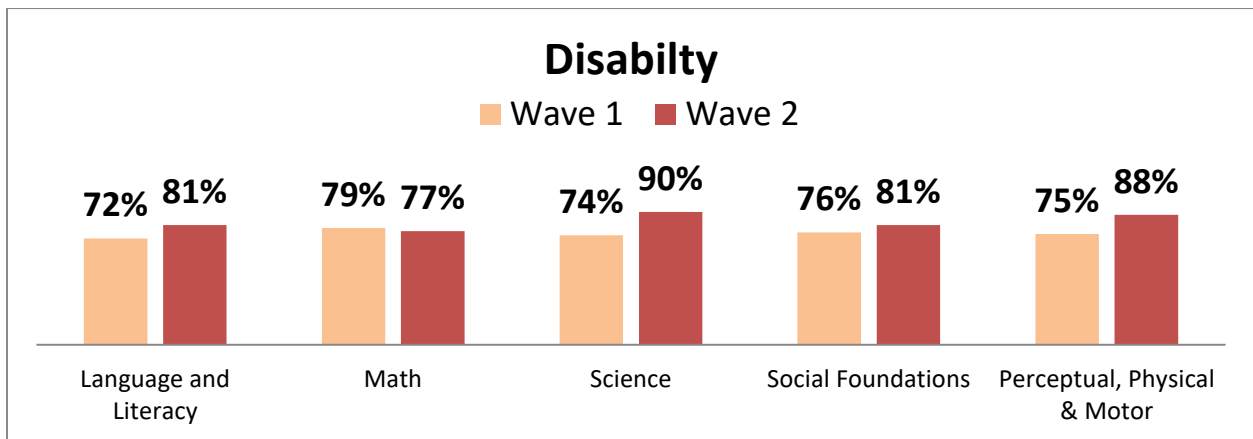
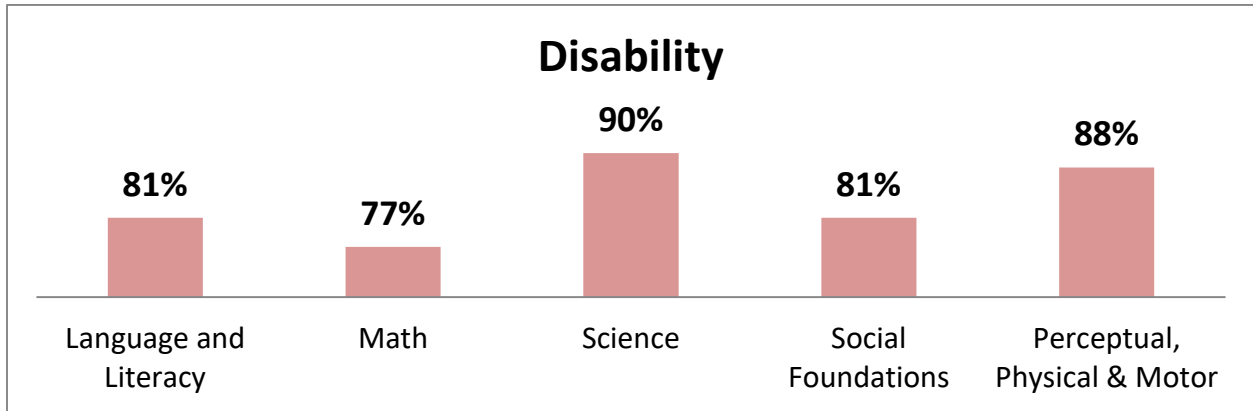
Comparison Data 2021-2022 – Infants



*Age Comparison for 19-24 months has one student with IFSP.

CSNT Early Head Start - Frog Street AIM

Wave 2 Comparison Data 2021-2021 – Infants



*No Dual Language Learners Data for Infants.

Race	White	Black/ African American	Other	2 or More Races
Language and Literacy	94%	84%	0%	97%
Mathematics	85%	80%	0%	89%
Science	95%	82%	0%	100%
Social Foundations	97%	86%	0%	95%
Perceptual, Physical & Motor	93%	86%	0%	95%
Total Students Observed	1	6	0	1



This data reflects demographic information on the students who participated in this assessment session.

Total Students Participating:	3– Toddlers
--------------------------------------	--------------------

Students Age

25 to 30 Months :	100%	31 to 36 Months:	0%
--------------------------	-------------	-------------------------	-----------

Gender

Male:	33%	Female:	67%
--------------	------------	----------------	------------

Race

White: 0%	Black/African American: 67%	Two or more: 0%
	Other: 33%	Not Specified: 0%

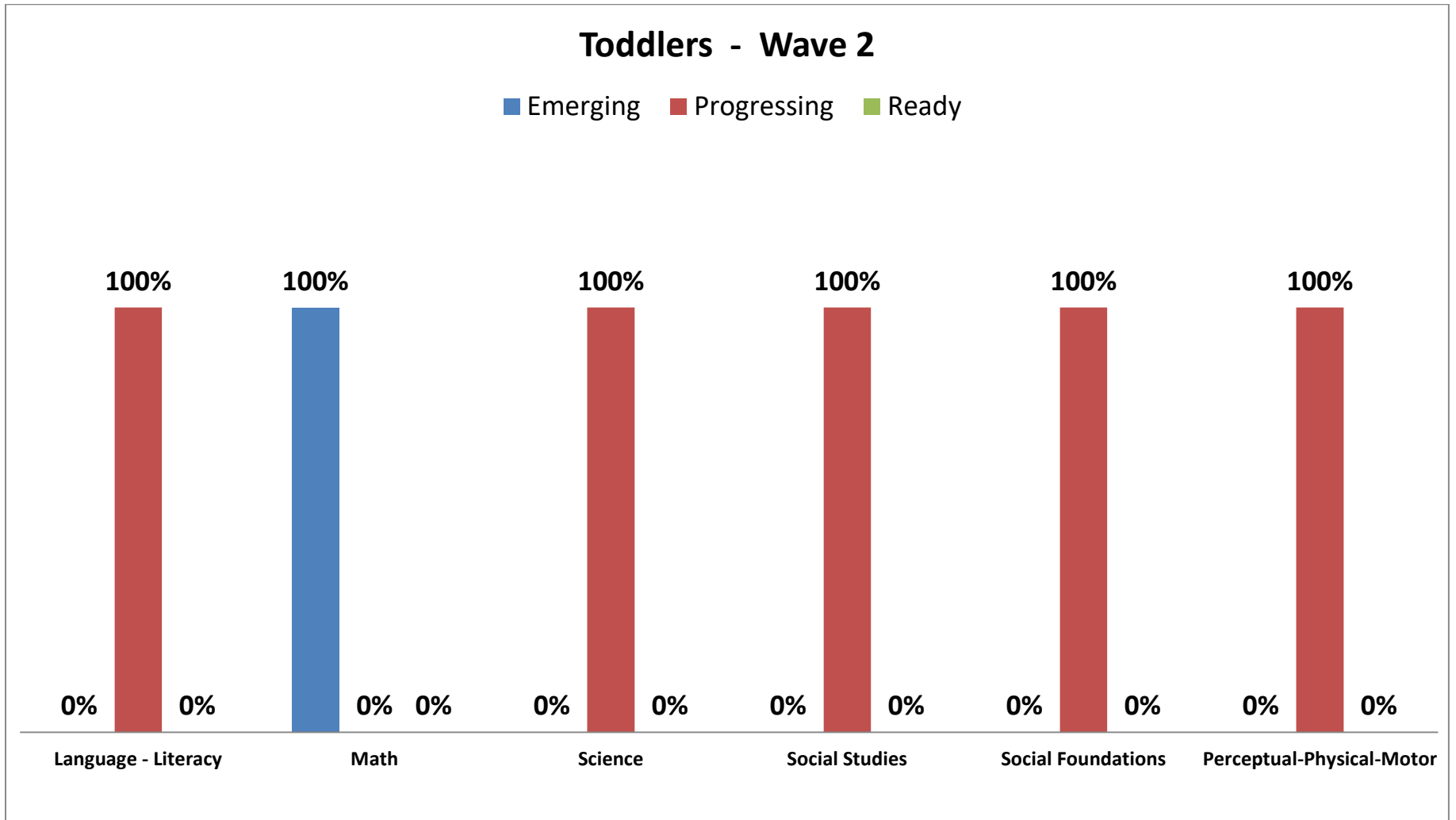
Language

English: 100%	Spanish 0%	Unknown: 0%
--------------------------------	-----------------------------	------------------------------

Disabilities

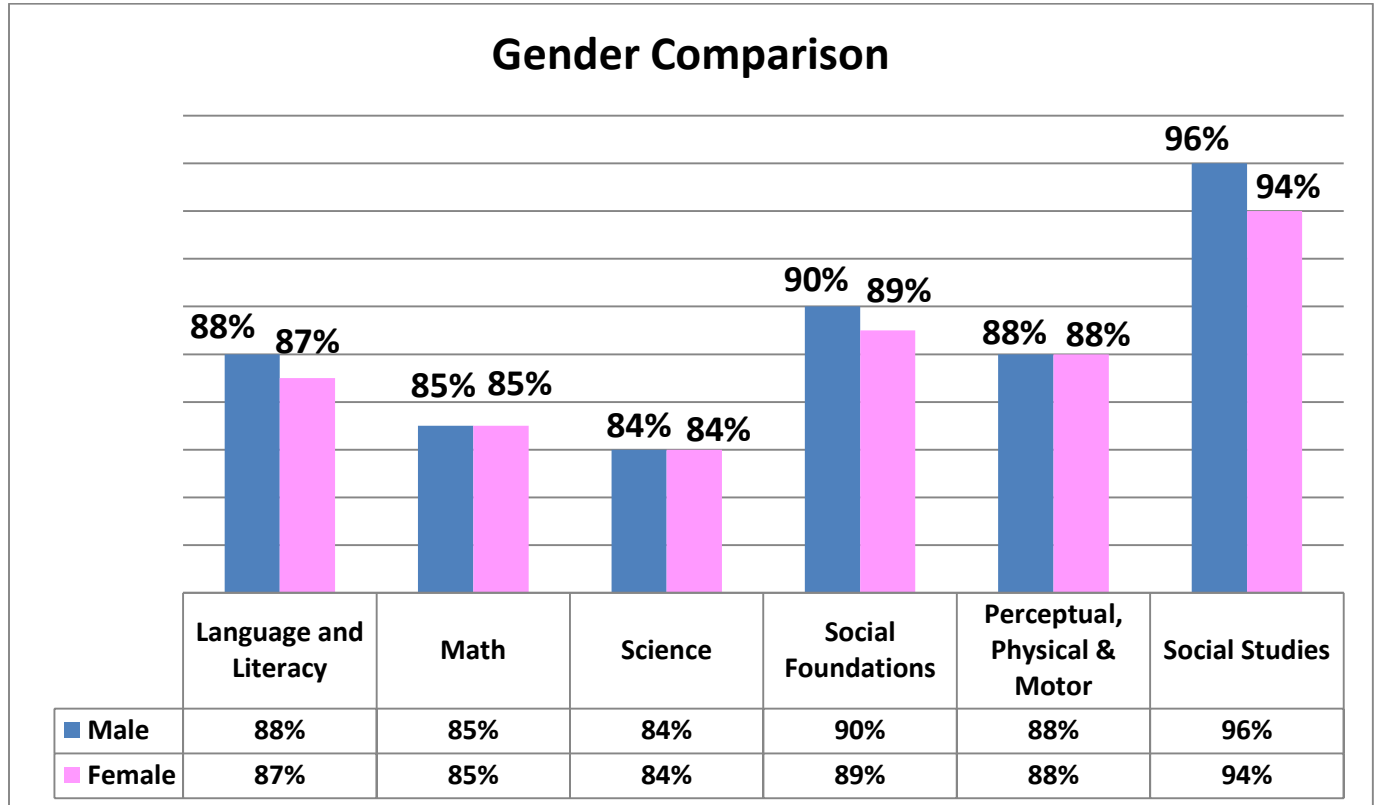
Yes:	33%	No:	67%
-------------	------------	------------	------------

CSNT Early Head Start 2021-2022 - Frog Street AIM



CSNT Early Head Start – Frog Street AIM – Wave 2

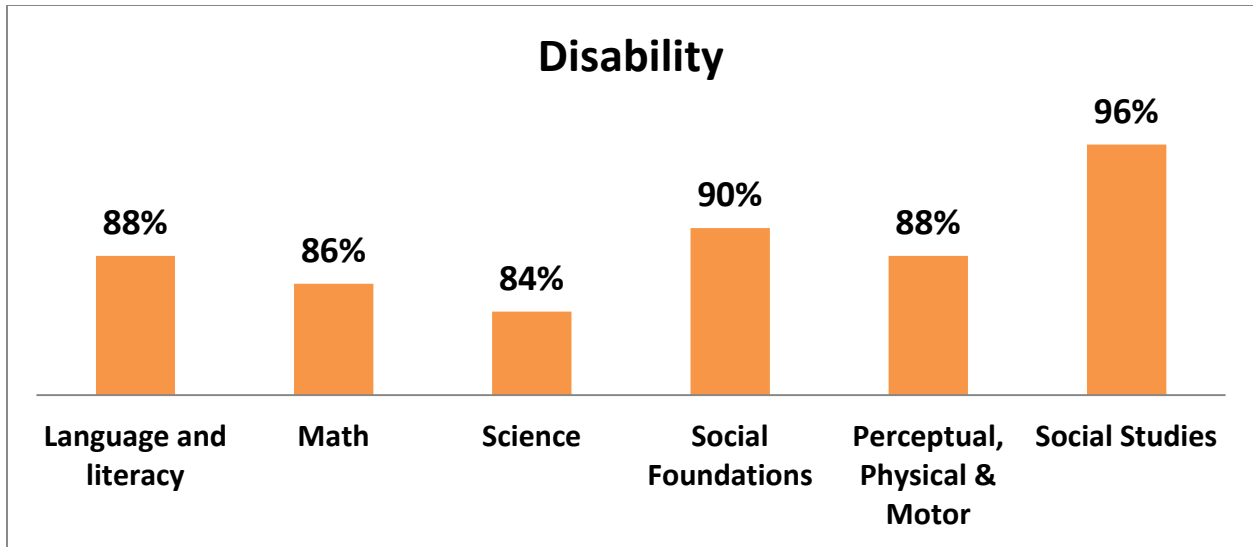
Comparison Data 2021-2022 – Toddlers



Race	White	Black/ African American	Other	2 or More Races
Language and Literacy	0%	87%	88%	0%
Mathematics	0%	84%	86%	0%
Science	0%	84%	84%	0%
Social Foundations	0%	89%	90%	0%
Perceptual, Physical & Motor	0%	88%	88%	0%
Social Studies	0%	94%	96%	0%
Total Students Observed	0	2	1	0

CSNT Early Head Start – Frog Street AIM – Wave 2

Comparison Data 2021-2022 – Toddlers



*No Age Comparison Data for Toddlers - all three students fall in the same age group.

*No Dual Language Learners Data for Toddlers



This data reflects demographic information on the students who participated in this assessment session.

Total Students Participating:	5 Pre-School Entry
--------------------------------------	---------------------------

Students Age

25 to 30 Months :	0%	31 to 36 Months:	100%
--------------------------	-----------	-------------------------	-------------

Gender

Male:	100%	Female:	0%
--------------	-------------	----------------	-----------

Race

White: 0%	Black/African American: 80%	Two or more: 0%
	Other: 20%	Not Specified: 0%

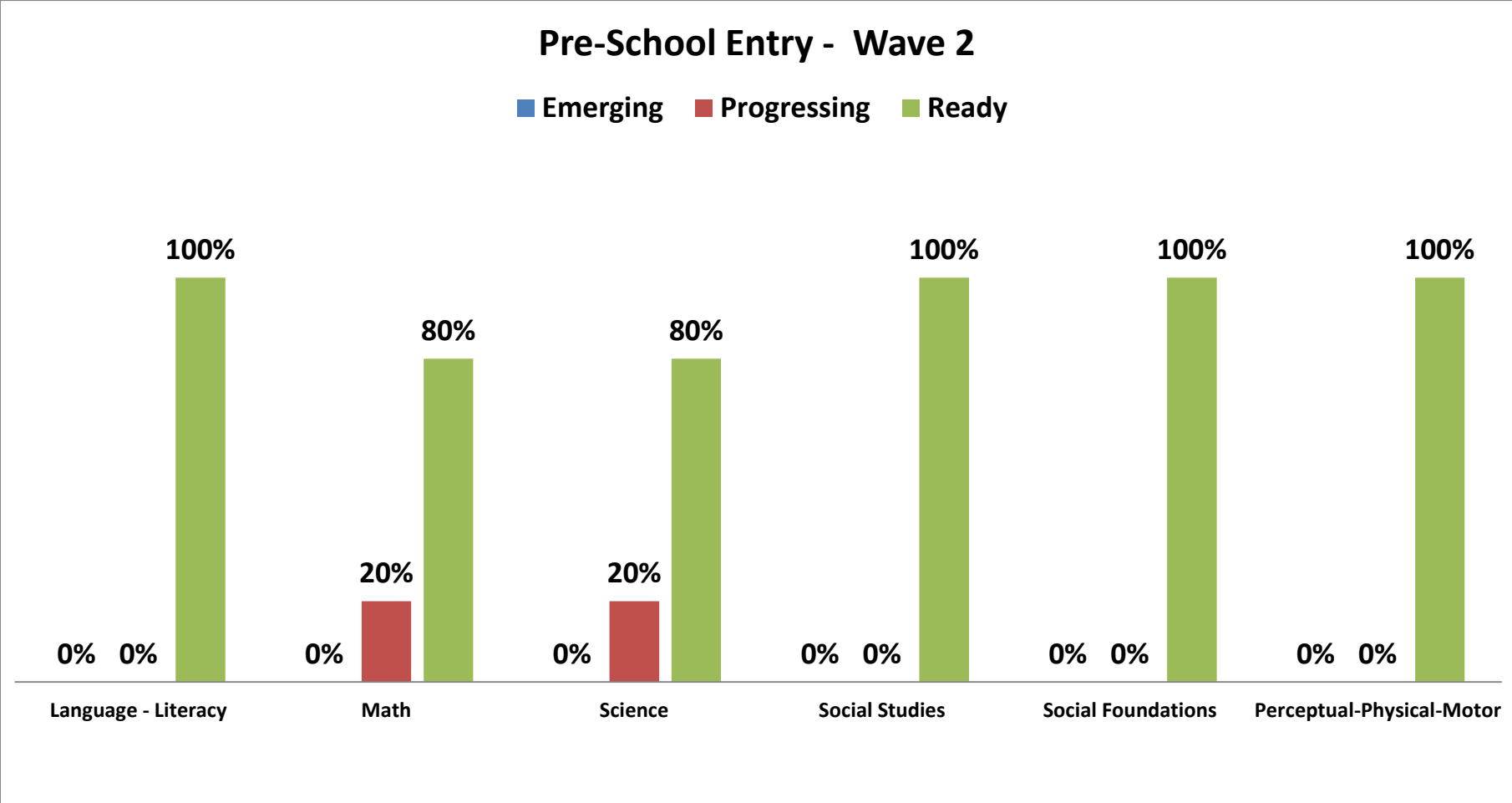
Language

English: 100%	Spanish 0%	Unknown: 0%
--------------------------------	-----------------------------	------------------------------

Disabilities

Yes:	0%	No:	100%
-------------	-----------	------------	-------------

CSNT Early Head Start 2021-2022 - Frog Street AIM



CSNT Early Head Start – Frog Street AIM – Wave 2
Comparison Data 2021-2022 – Pre-School Entry

Race	White	Black/ African American	Other	2 or More Races
Language and Literacy	0%	91%	91%	0%
Mathematics	0%	88%	91%	0%
Science	0%	91%	93%	0%
Social Foundations	0%	91%	92%	0%
Perceptual, Physical & Motor	0%	86%	87%	0%
Social Studies	0%	91%	90%	0%
Total Students Observed	0	4	1	0

No Gender Comparison Data for Pre-School Entry – all five students are male.

No Age Comparison Date – all five students fall in same age group.

No Dual Language Learners Data for Pre-School Entry student.