



This data reflects demographic information on the students who participated in this assessment session.

Total Students Participating:	441
--------------------------------------	------------

Students Age

Three Year Old :	50%	Four Year Old:	50%
-------------------------	------------	-----------------------	------------

Race

White: 32%	Black/African American: 52%	Hispanic: 7%
	Multiracial: 9%	Not Specified: 0%

Language*

English: 94%	Spanish 6%	Unknown: 0%
-------------------------------	-----------------------------	------------------------------

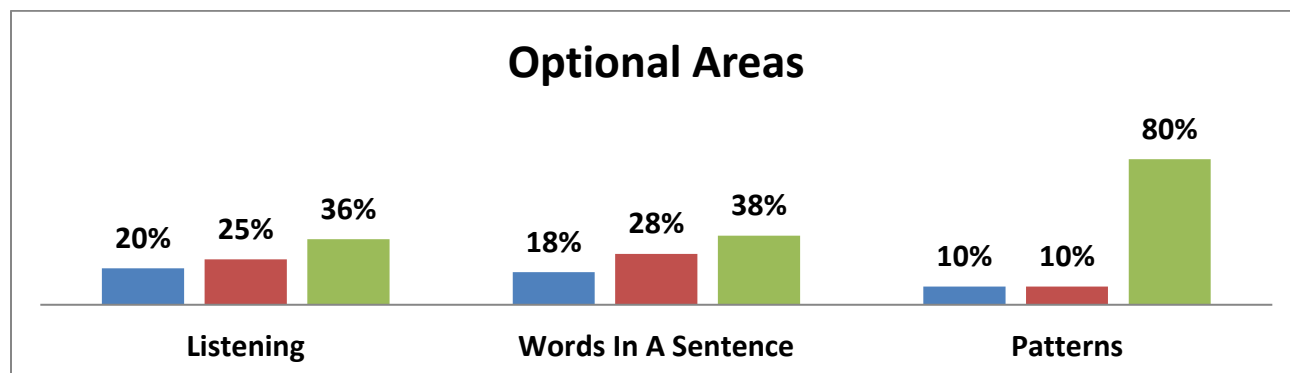
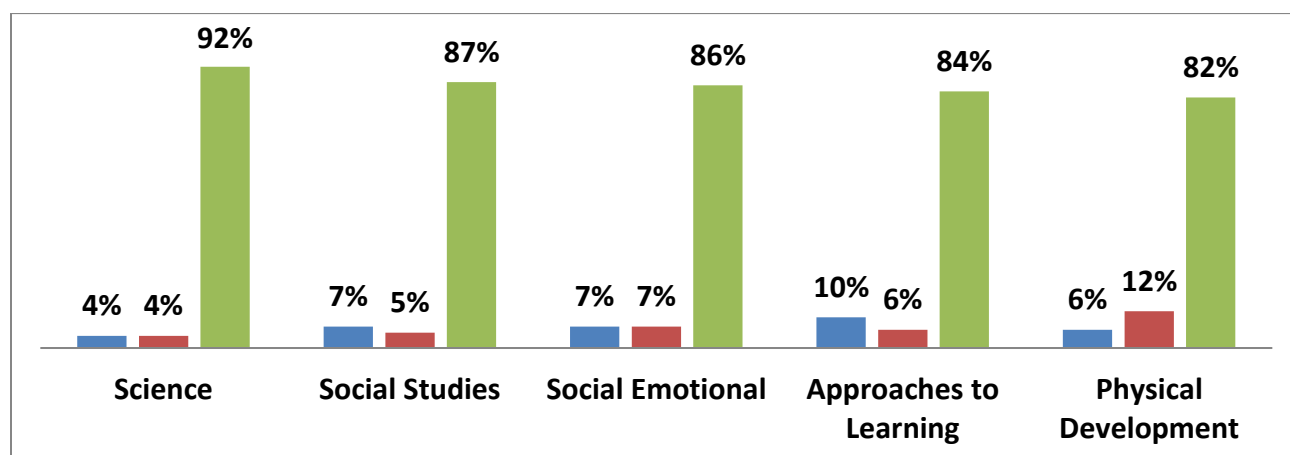
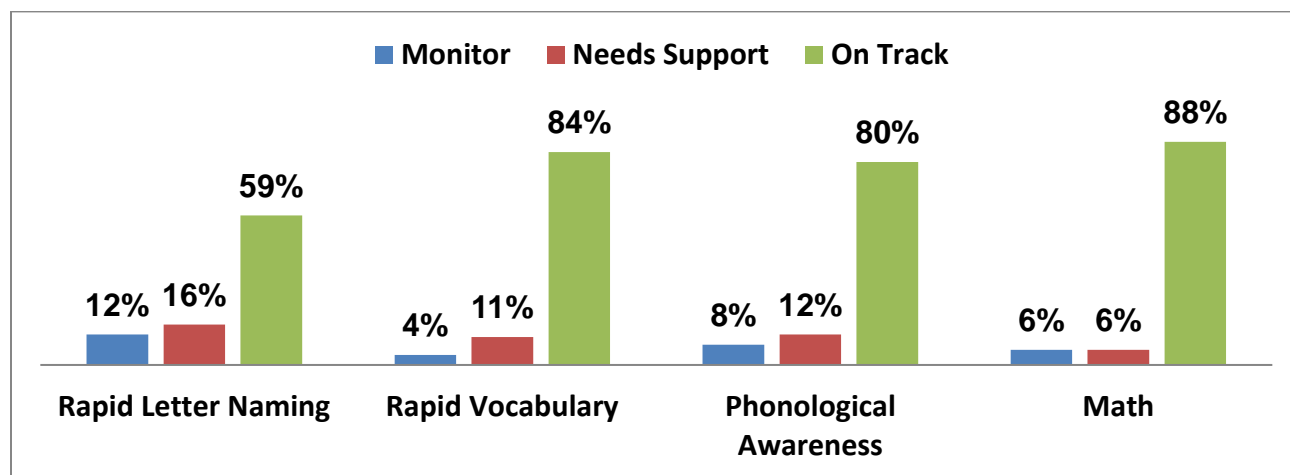
Disabilities

Yes:	8%	No:	92%
-------------	-----------	------------	------------

CSNT Head Start

CIRCLE Assessment 2022-2023

Wave 2 Program Report



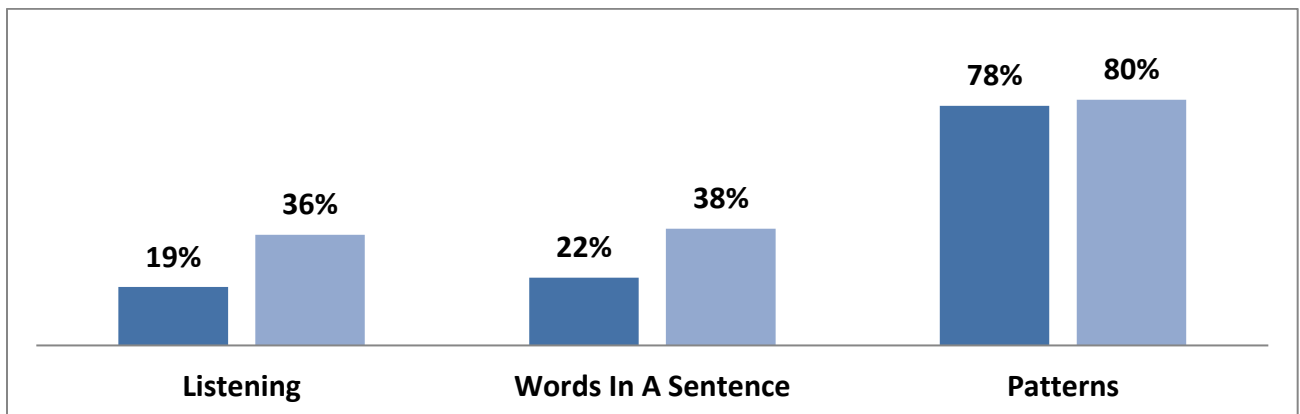
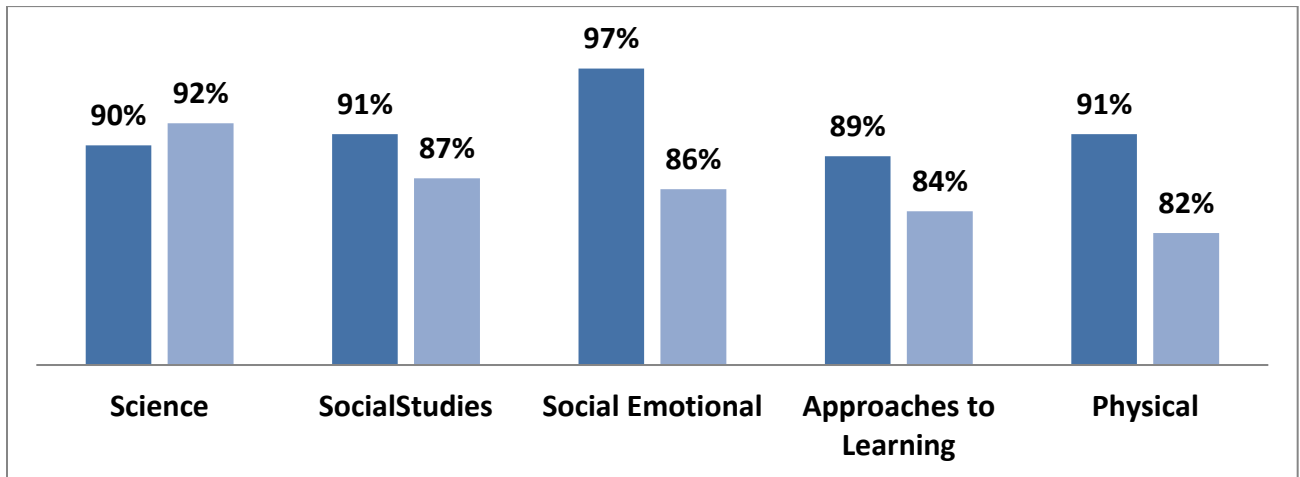
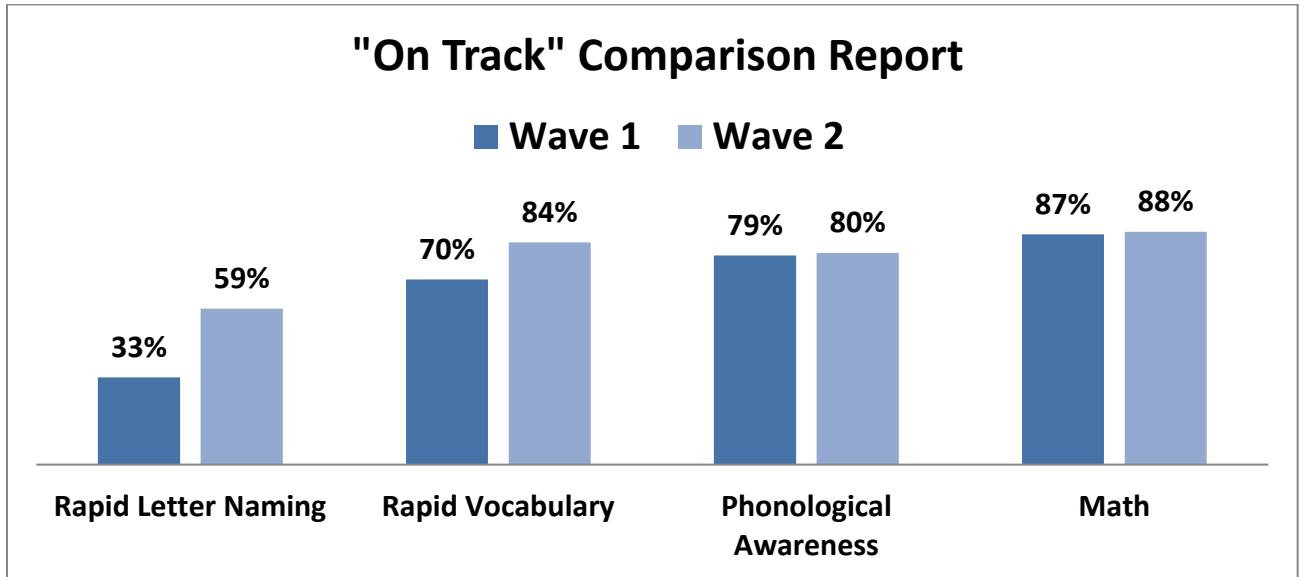
*Out of Range: The child is not within the specified age range or there is no established threshold at this time.

Percentage for the Out of Range areas is Rapid Letter naming 13%, Rapid Vocabulary 1%, Listening 19%, Words in a Sentence 16%, Social Studies 1%.

CSNT Head Start

CIRCLE Assessment 2022-2023

Wave 2 Comparison Program Report



CSNT Head Start – CIRCLE Assessment

On-Track Comparison Data 2022-2023

	Wave 1	Wave 2
Rapid Letter Naming	33%	59%
Rapid Vocabulary	70%	84%
Phonological Awareness	79%	80%
Math	87%	88%
Science	90%	92%
Social Studies	91%	87%
Social Emotional	97%	86%
Approaches to Learning	89%	84%
Physical Development	91%	82%
Listening	19%	36%
Words In A Sentence	22%	38%
Patterns	78%	80%
Total Students Tested	449	441

Listening, Words in a Sentence and Patterns are Optional areas

CSNT Head Start – CIRCLE Assessment

Wave 2 Age Comparison Data 2022-2023

	3 Year Olds	4 Year Olds
Rapid Letter Naming	50%	67%
Rapid Vocabulary	92%	77%
Phonological Awareness	83%	76%
Math	86%	87%
Science	91%	91%
Social Studies	86%	90%
Social Emotional	84%	88%
Approaches to Learning	79%	89%
Physical Development	87%	74%
Listening & Words in a Sentence (Optional PA)	51%	93%
Patterns (Optional Math)	79%	80%
Total Students Tested	220	221

Percentage based on “On Target”

CSNT Head Start – CIRCLE Assessment

Wave 2 Race Comparison Data 2022-2023


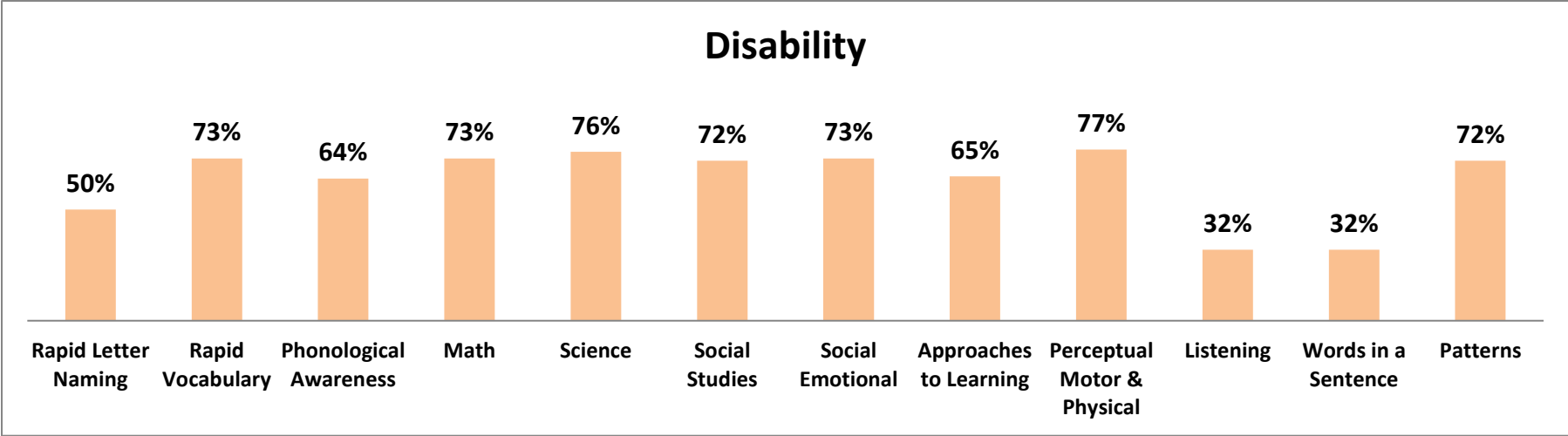
	White	Black / African American	Hispanic	Multiracial
Rapid Letter Naming	55%	61%	65%	58%
Rapid Vocabulary	83%	84%	75%	88%
Phonological Awareness	79%	77%	75%	94%
Math	85%	86%	88%	94%
Science	89%	92%	93%	94%
Social Studies	88%	87%	93%	91%
Social Emotional	85%	89%	98%	82%
Approaches to Learning	85%	85%	93%	82%
Physical Development	76%	85%	65%	79%
Listening	39%	37%	33%	33%
Words in a Sentence	37%	36%	28%	52%
Patterns	89%	72%	88%	89%
Total Students Tested	142	231	29	39

Percentage based on “On Target”

Listening, Words in a Sentence and Patterns are Optional areas.

CSNT Head Start – CIRCLE Assessment

Wave 2 2022-2023



Early Head Start CIRCLE Assessment 2022-2023 Wave 2



This data reflects demographic information on the students who participated in this assessment session.

Total Students Participating:	1 – Infants 12-18 Months
--------------------------------------	-------------------------------------

Gender

Male:	0%	Female:	100%
--------------	-----------	----------------	-------------

Race

White: 0%	Black/African American: 0%	Hispanic: 0%
Multiracial: 100%		Not Specified: 0%

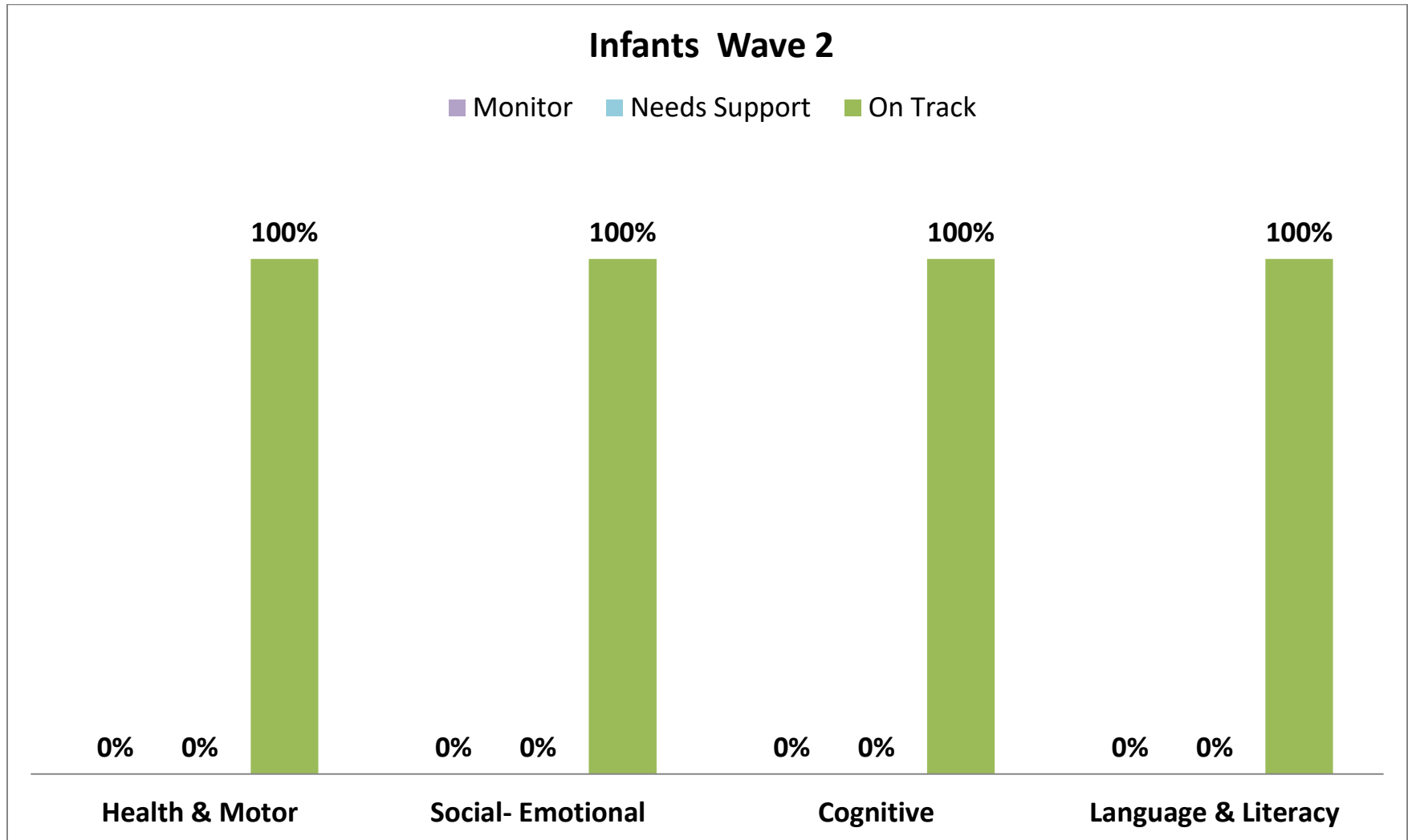
Language

English: 100%	Spanish 0%	Unknown: 0%
--------------------------------	-----------------------------	------------------------------

Disabilities

Yes:	0%	No:	100%
-------------	-----------	------------	-------------

CSNT Early Head Start 2022-2023 – CIRCLE Assessment



CSNT Early Head Start – CIRCLE Assessment 2022-2023

Wave 2

No Disability for Infants

No Dual Language Learners for Infants

Race	White	Black / African American	Hispanic	Multiracial
Health & Motor	0%	0%	0%	100%
Social - Emotional	0%	0%	0%	100%
Cognitive	0%	0%	0%	100%
Language & Literacy	0%	0%	0%	100%
Total Students Tested	0	0	0	1

Percentage based on “On Target”

Early Head Start CIRCLE Assessment 2022-2023 Wave 2



This data reflects demographic information on the students who participated in this assessment session.

Total Students Participating:	1 – Toddlers 18-24 Months
--------------------------------------	--------------------------------------

Gender

Male:	100%	Female:	0%
--------------	-------------	----------------	-----------

Race

White: 0%	Black/African American: 100%	Hispanic: 0%
	Multiracial: 0%	Not Specified: 0%

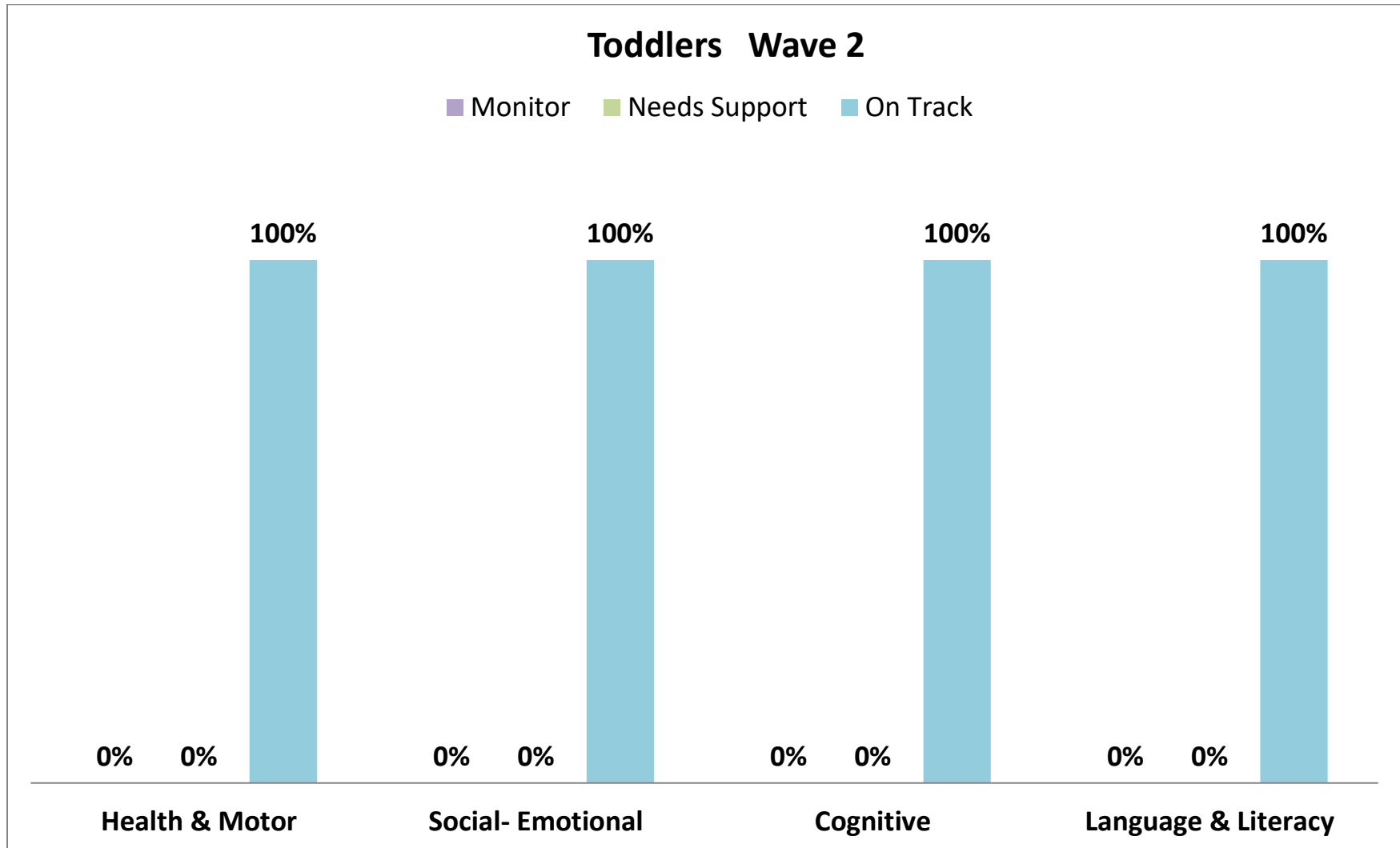
Language

English: 100%	Spanish 0%	Unknown: 0%
--------------------------------	-----------------------------	------------------------------

Disabilities

Yes:	0%	No:	100%
-------------	-----------	------------	-------------

CSNT Early Head Start 2022-2023 – CIRCLE Assessment



CSNT Early Head Start – CIRCLE Assessment 2022-2023

Wave 2

No Disability for Toddlers

No Dual Language Learners Data for Toddlers

Race	White	Black / African American	Hispanic	Multiracial
Health & Motor	0%	100%	0%	0%
Social - Emotional	0%	100%	0%	0%
Cognitive	0%	100%	0%	0%
Language & Literacy	0%	100%	0%	0%
Total Students Tested	0	1	0	0

Percentage based on “On Target”

Early Head Start CIRCLE Assessment 2022-2023 Wave 2



This data reflects demographic information on the students who participated in this assessment session.

Total Students Participating:	10 – Toddlers 2-3 Years Old
--------------------------------------	----------------------------------------

Gender

Male:	80%	Female:	20%
--------------	------------	----------------	------------

Race

White: 20%	Black/African American: 60%	Hispanic: 20%
	Multiracial: 0%	Not Specified: 0%

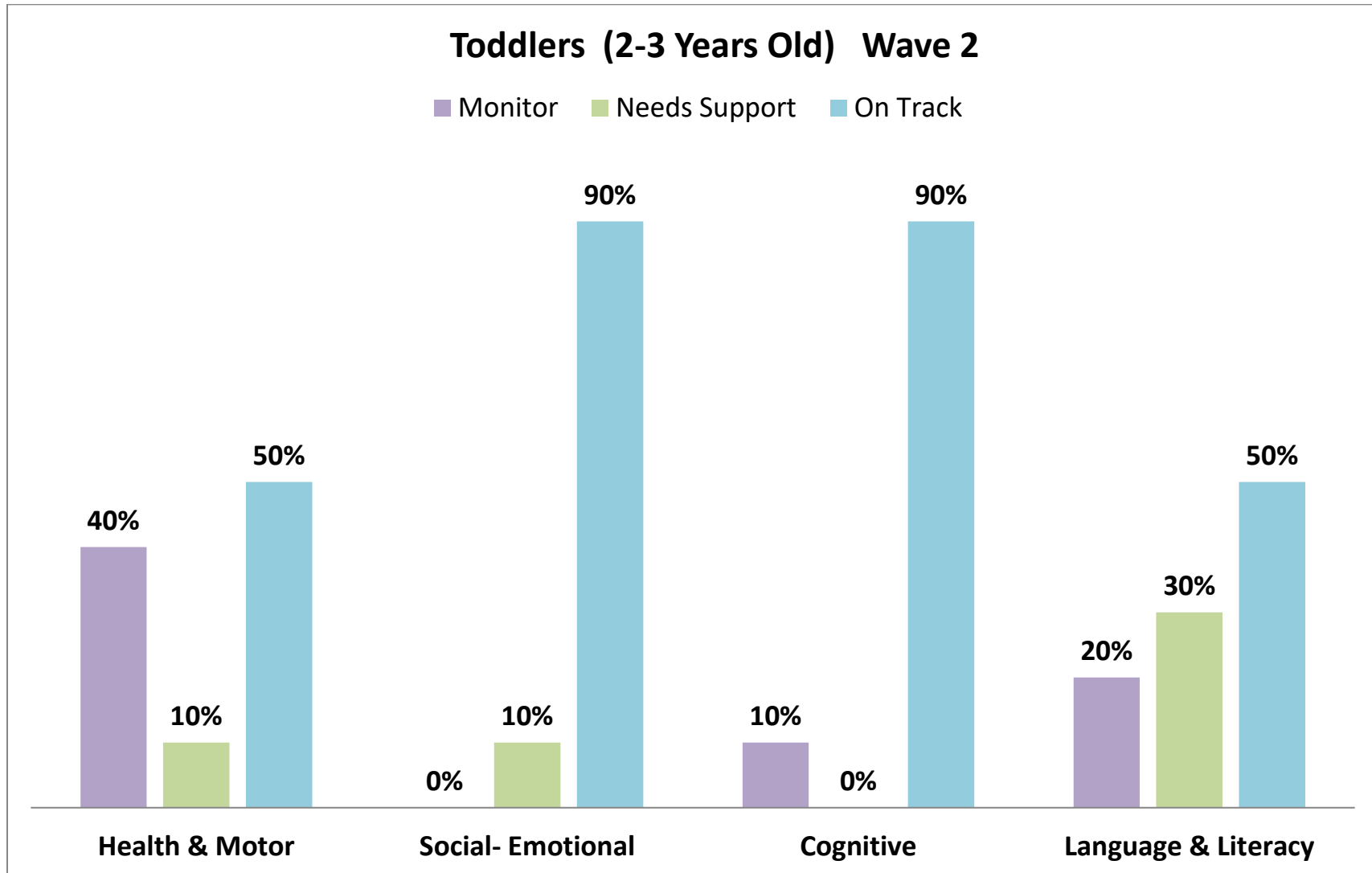
Language

English: 90%	Spanish 10%	Unknown: 0%
-------------------------------	------------------------------	------------------------------

Disabilities

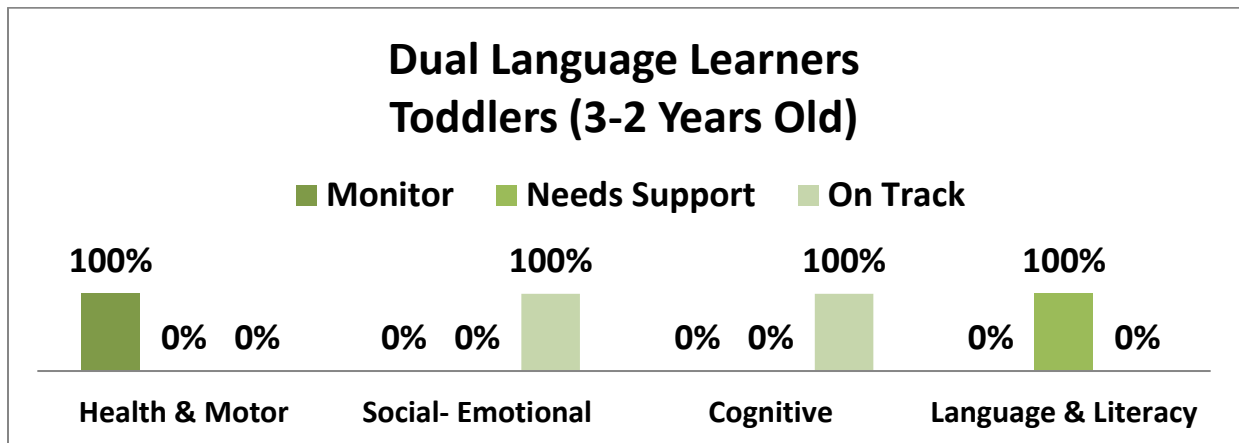
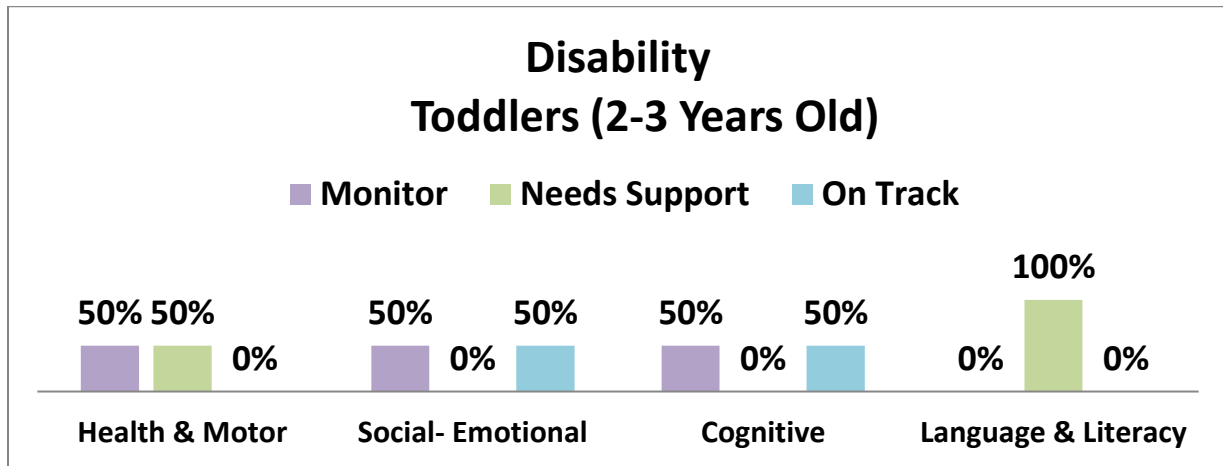
Yes: 20%	No: 80%
-----------------	----------------

CSNT Early Head Start 2022-2023 – CIRCLE Assessment



CSNT Early Head Start – CIRCLE Assessment 2022-2023

Wave 2



Race	White	Black / African American	Hispanic	Multiracial
Health & Motor	50%	50%	50%	0%
Social - Emotional	100%	83%	100%	0%
Cognitive	50%	83%	100%	0%
Language & Literacy	0%	67%	50%	0%
Total Students Tested	2	6	2	0

Percentage based on "On Target"



This data reflects demographic information on the students who participated in this assessment session.

Total Students Participating:	4 – Pre-School Entry 3-4 Years
--------------------------------------	-------------------------------------------

Gender

Male:	50%	Female:	50%
--------------	------------	----------------	------------

Race

White: 25%	Black/African American: 25%	Hispanic: 0%
Multiracial: 50%		Not Specified: 0%

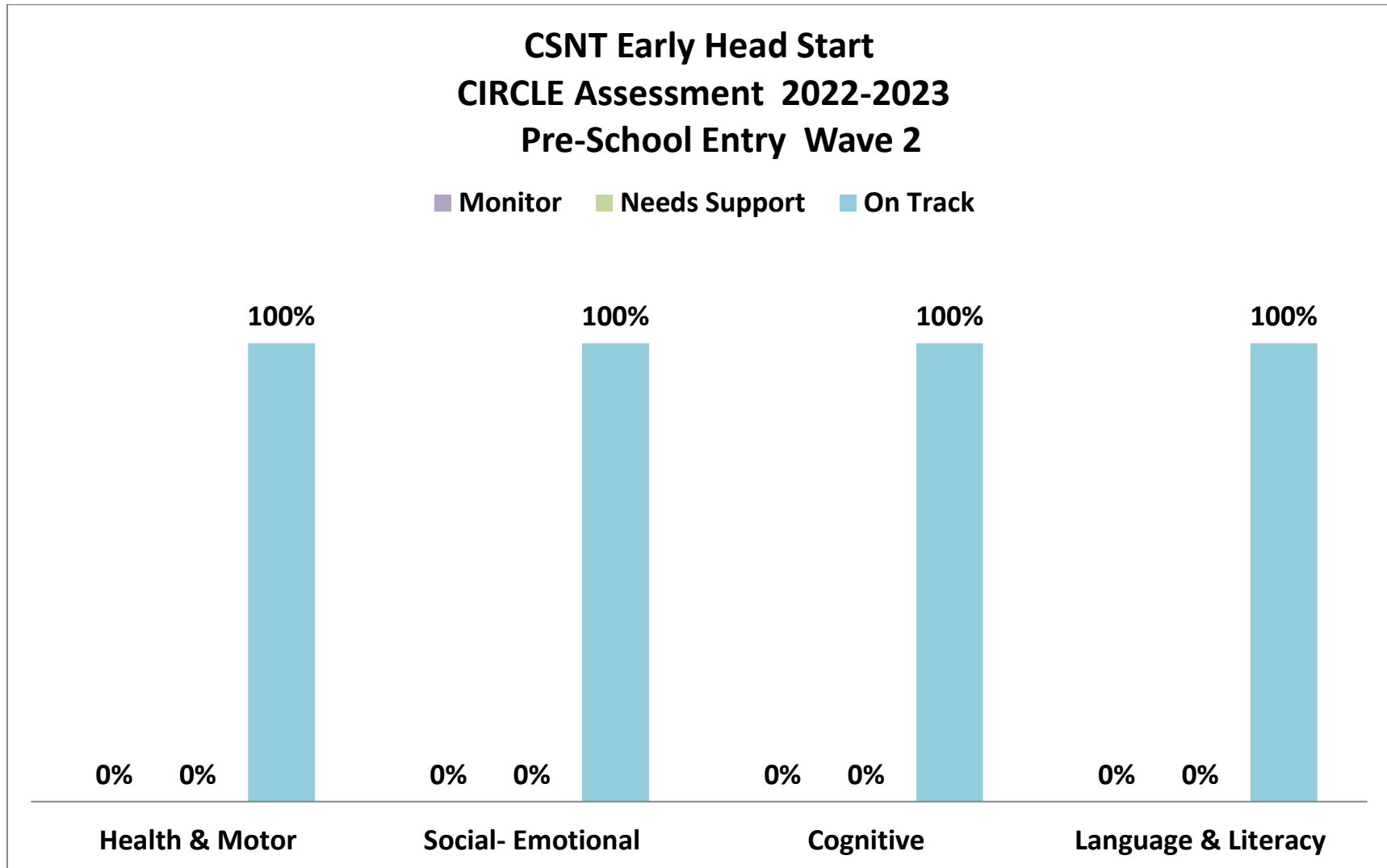
Language

English: 75%	Spanish 25%	Unknown: 0%
-------------------------------	------------------------------	------------------------------

Disabilities

Yes:	0%	No:	100%
-------------	-----------	------------	-------------


CSNT Early Head Start 2022-2023 – CIRCLE Assessment



CSNT Early Head Start – CIRCLE Assessment 2022-2023

Wave 2

No Disability for Pre-School Entry



Race	White	Black / African American	Hispanic	Multiracial
Health & Motor	100%	100%	0%	100%
Social - Emotional	100%	100%	0%	100%
Cognitive	100%	100%	0%	100%
Language & Literacy	100%	100%	0%	100%
Total Students Tested	1	1	0	2

Percentage based on “On Target” for Race