



This data reflects demographic information on the students who participated in this assessment session.

<b>Total Students Participating:</b>	<b>456</b>
--------------------------------------	------------

**Students Age**

<b>Three Year Old :</b>	<b>49%</b>	<b>Four Year Old:</b>	<b>51%</b>
-------------------------	------------	-----------------------	------------

**Race**

<b>White:</b> <b>30%</b>	<b>Black/African American:</b> <b>52%</b>	<b>Hispanic:</b> <b>7%</b>
<b>Multiracial:</b> <b>11%</b>		<b>Not Specified:</b> <b>0%</b>

**Language\***

<b>English:</b> <b>94%</b>	<b>Spanish</b> <b>6%</b>	<b>Unknown:</b> <b>0%</b>
-------------------------------	-----------------------------	------------------------------

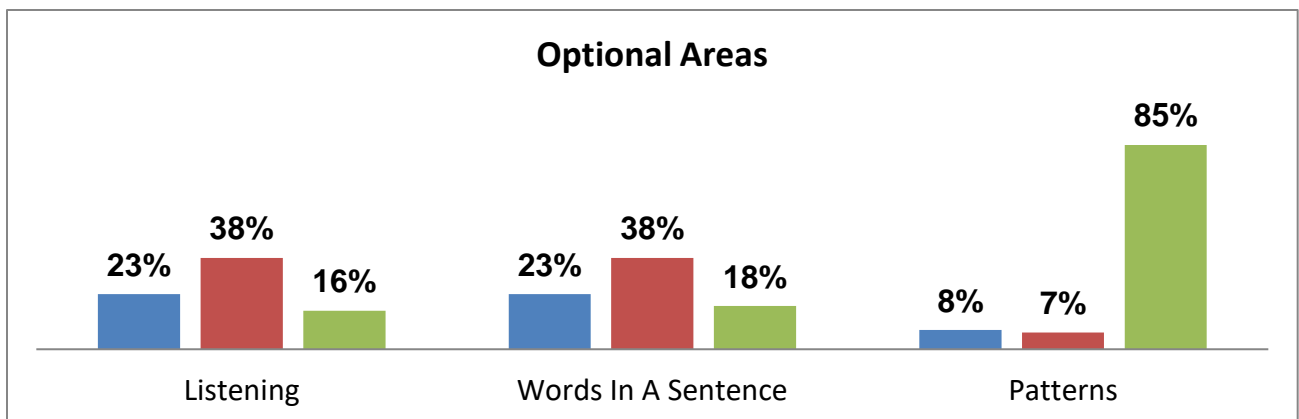
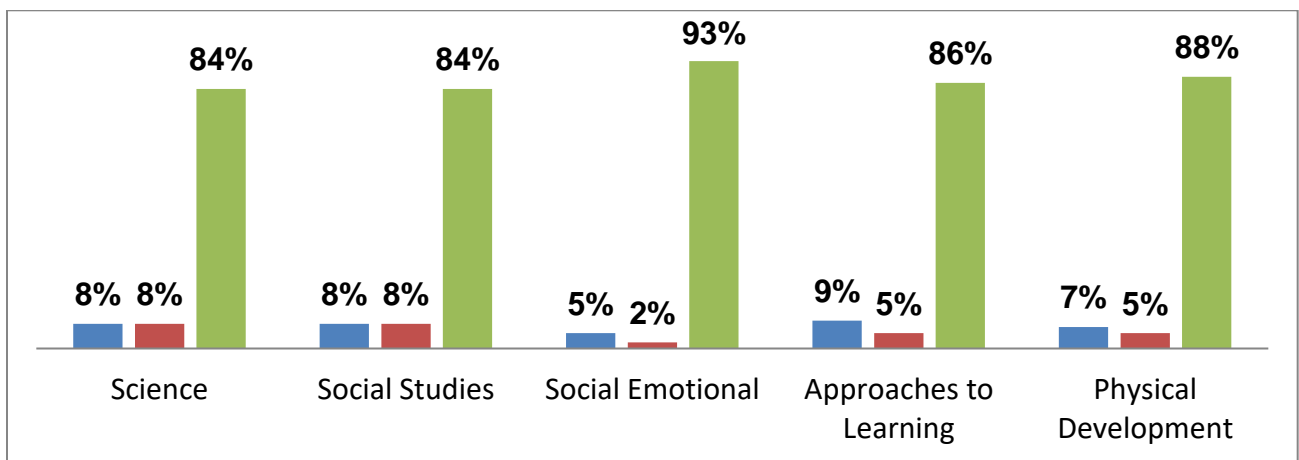
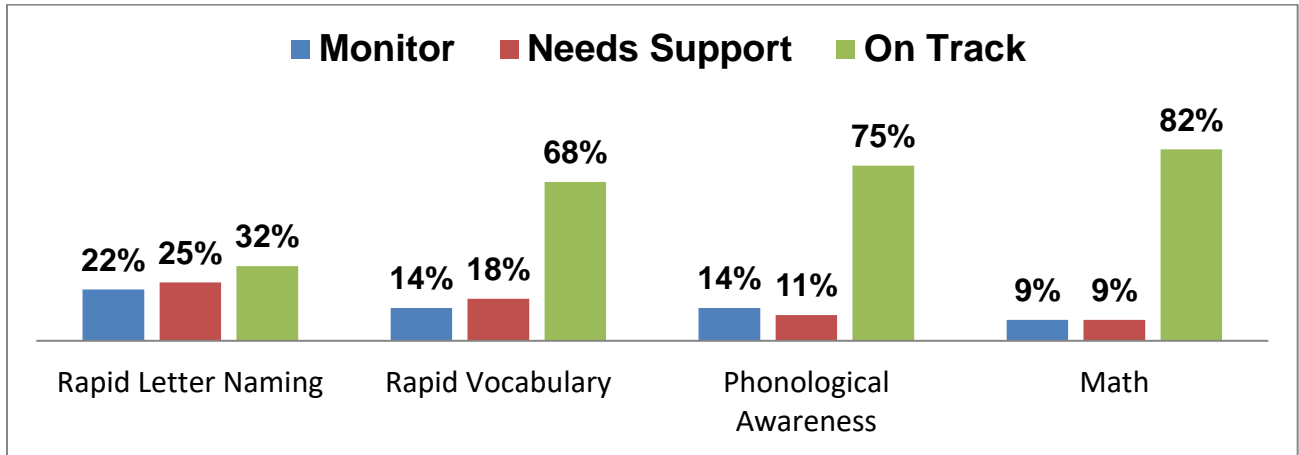
**Disabilities**

<b>Yes:</b>	<b>4%</b>	<b>No:</b>	<b>94%</b>
-------------	-----------	------------	------------

# CSNT Head Start

## CIRCLE Assessment 2023-2024

### Wave 1 Program Report



\*Out of Range: The child is not within the specified age range or there is no established threshold at this time.

Rapid Letter Naming 21%, Listening 23% and Words in a Sentence 21%.

# **CSNT Head Start – CIRCLE Assessment**

## **Wave 1 Age Comparison Data 2023-2024**

	3 Year Olds	4 Year Olds
Rapid Letter Naming	<b>14%</b>	<b>50%</b>
Rapid Vocabulary	<b>72%</b>	<b>64%</b>
Phonological Awareness	<b>71%</b>	<b>79%</b>
Math	<b>82%</b>	<b>83%</b>
Science	<b>84%</b>	<b>84%</b>
Social Studies	<b>84%</b>	<b>85%</b>
Social Emotional	<b>91%</b>	<b>95%</b>
Approaches to Learning	<b>83%</b>	<b>89%</b>
Physical Development	<b>86%</b>	<b>89%</b>
Listening & Words in a Sentence (Optional PA)	<b>7%</b>	<b>25%</b>
Patterns (Optional Math)	<b>83%</b>	<b>87%</b>
<b>Total Students Tested</b>	<b>223</b>	<b>233</b>

Percentage based on “On Target”

# CSNT Head Start – CIRCLE Assessment

## Wave 1 Race Comparison Data 2023-2024


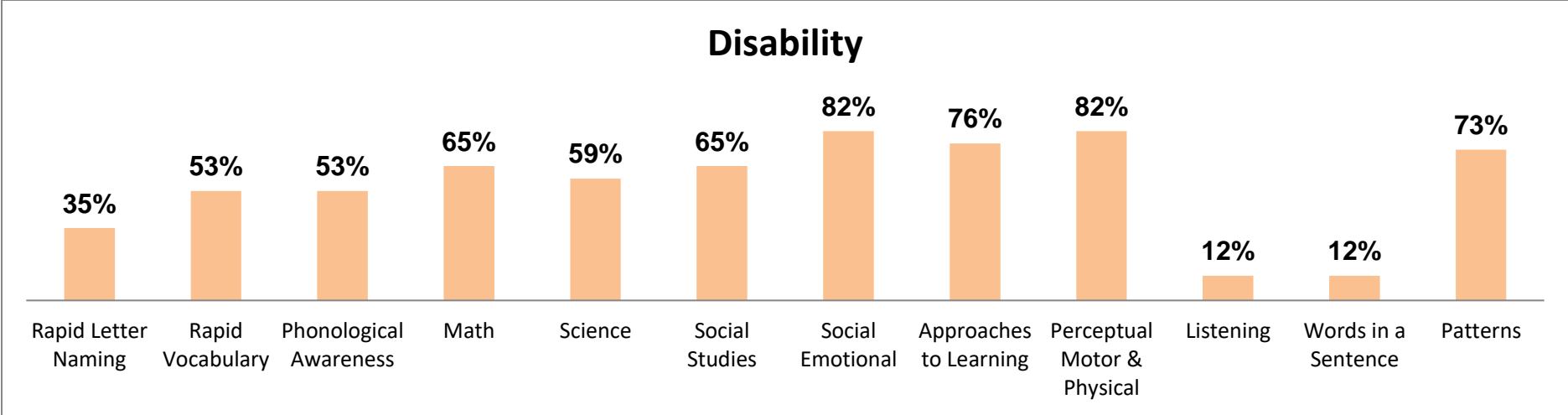
	White	Black / African American	Hispanic	Multiracial
Rapid Letter Naming	32%	51%	22%	0%
Rapid Vocabulary	75%	63%	71%	100%
Phonological Awareness	74%	75%	75%	100%
Math	84%	85%	82%	100%
Science	90%	80%	94%	100%
Social Studies	89%	80%	94%	100%
Social Emotional	89%	92%	90%	100%
Approaches to Learning	83%	86%	82%	100%
Physical Development	82%	88%	84%	100%
Listening	17%	17%	8%	100%
Words in a Sentence	26%	24%	27%	0%
Patterns	88%	79%	83%	100%
<b>Total Students Tested</b>	<b>136</b>	<b>241</b>	<b>31</b>	<b>48</b>

Percentage based on “On Target”

Listening, Words in a Sentence and Patterns are Optional areas.

# CSNT Head Start – CIRCLE Assessment

## Wave 1 2023-2024



Percentage Based on "On Target"

**Early Head Start CIRCLE Assessment 2023-2024 Wave 1**



This data reflects demographic information on the students who participated in this assessment session.

<b>Total Students Participating:</b>	<b>2 – Infants 12-18 Months</b>
--------------------------------------	-------------------------------------

**Gender**

<b>Male:</b>	<b>50%</b>	<b>Female:</b>	<b>50%</b>
--------------	------------	----------------	------------

**Race**

<b>White:</b> <b>50%</b>	<b>Black/African American:</b> <b>50%</b>	<b>Hispanic:</b> <b>0%</b>
<b>Multiracial:</b> <b>0%</b>		<b>Not Specified:</b> <b>0%</b>

**Language**

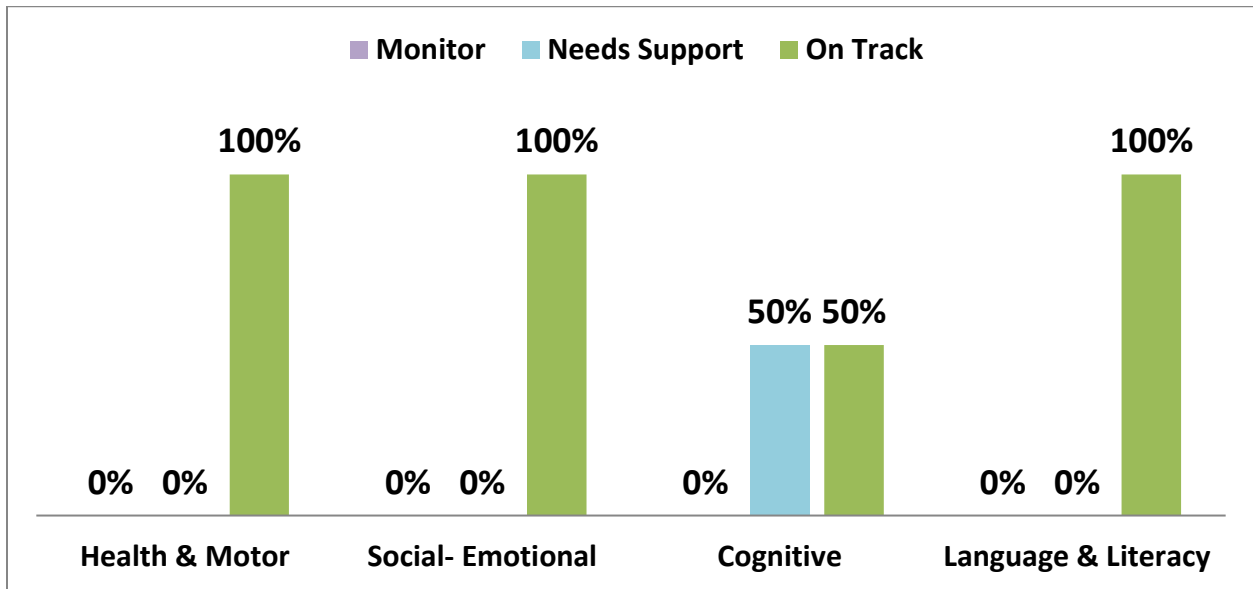
<b>English:</b> <b>100%</b>	<b>Spanish</b> <b>0%</b>	<b>Unknown:</b> <b>0%</b>
--------------------------------	-----------------------------	------------------------------

**Disabilities**

<b>Yes:</b>	<b>0%</b>	<b>No:</b>	<b>100%</b>
-------------	-----------	------------	-------------

# CSNT Early Head Start – CIRCLE Assessment 2023-2024

## Wave 1 - Infants



No Dual Language Learners for Infants

No Disability for Infants

Race	White	Black / African American	Hispanic	Multiracial
Health & Motor	100%	100%	0%	0%
Social - Emotional	100%	100%	0%	0%
Cognitive	100%	0%	0%	0%
Language & Literacy	100%	100%	0%	0%
Total Students Tested	1	1	0	0

Percentage based on “On Target” for Race

**Early Head Start CIRCLE Assessment 2023-2024 Wave 1**



This data reflects demographic information on the students who participated in this assessment session.

<b>Total Students Participating:</b>	<b>6 – Toddlers 18- 24 Months</b>
--------------------------------------	---------------------------------------

**Gender**

<b>Male:</b>	<b>67%</b>	<b>Female:</b>	<b>33%</b>
--------------	------------	----------------	------------

**Race**

<b>White:</b> <b>50%</b>	<b>Black/African American:</b> <b>33%</b>	<b>Hispanic:</b> <b>17%</b>
<b>Multiracial:</b> <b>0%</b>		<b>Not Specified:</b> <b>0%</b>

**Language**

<b>English:</b> <b>83%</b>	<b>Spanish</b> <b>17%</b>	<b>Unknown:</b> <b>0%</b>
-------------------------------	------------------------------	------------------------------

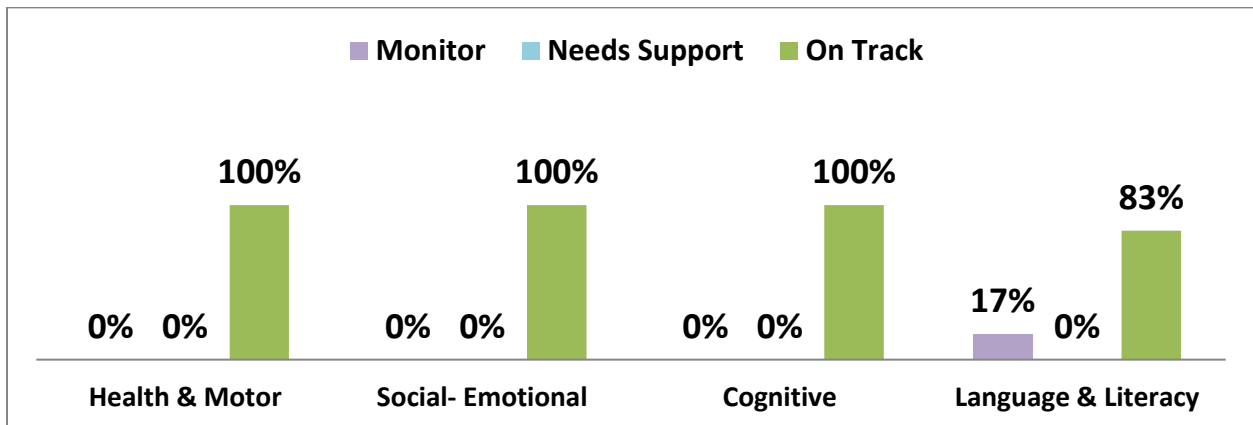
**Disabilities**

<b>Yes:</b>	<b>0%</b>	<b>No:</b>	<b>100%</b>
-------------	-----------	------------	-------------




# CSNT Early Head Start – CIRCLE Assessment 2023-2024

## Wave 1 - Toddlers



### No Disability Data for Toddlers



Race	White	Black / African American	Hispanic	Multiracial
Health & Motor	100%	100%	100%	0%
Social - Emotional	100%	100%	100%	0%
Cognitive	100%	100%	100%	0%
Language & Literacy	100%	100%	0%	0%
Total Students Tested	3	2	1	0

Percentage based on “On Target” for Race

**Early Head Start CIRCLE Assessment 2023-2024 Wave 1**



This data reflects demographic information on the students who participated in this assessment session.

<b>Total Students Participating:</b>	<b>8 – Pre-School Entry 2-3 Years</b>
--------------------------------------	---

**Gender**

<b>Male:</b> 50%	<b>Female:</b> 50%
------------------	--------------------

**Race**

<b>White:</b> 24%	<b>Black/African American:</b> 50%	<b>Hispanic:</b> 13%
<b>Multiracial:</b> 13%		<b>Not Specified:</b> 0%

**Language**

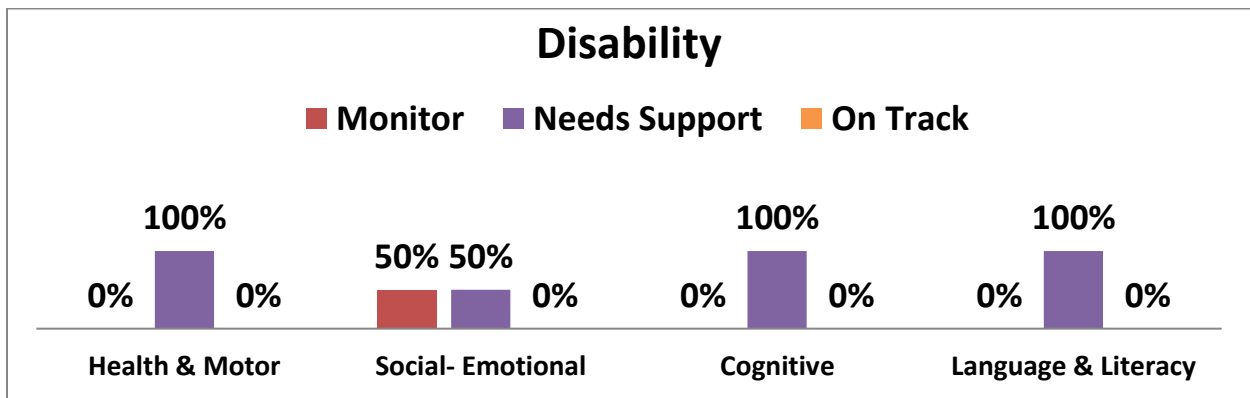
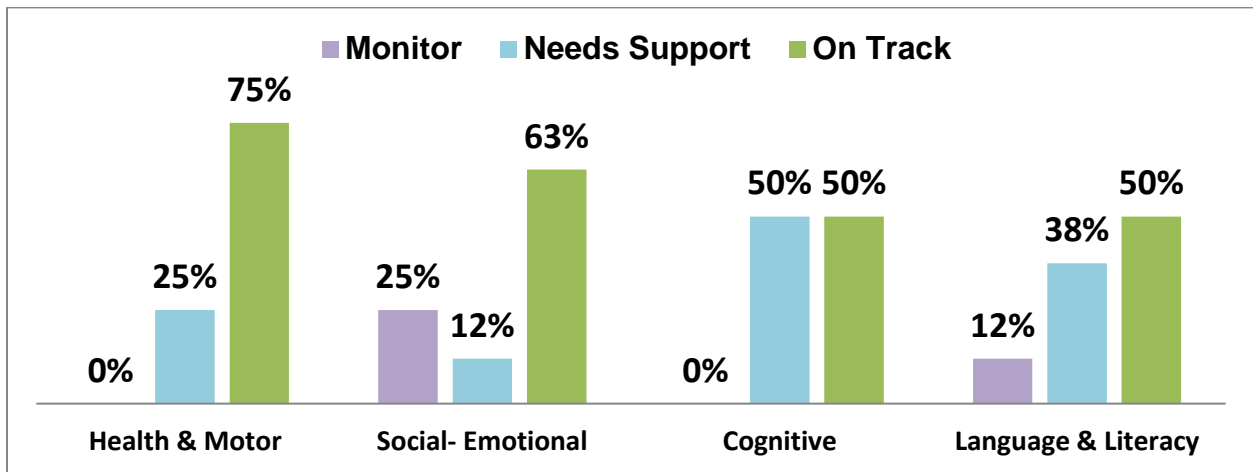
<b>English:</b> 100%	<b>Spanish</b> 0%	<b>Unknown:</b> 0%
-------------------------	----------------------	-----------------------

**Disabilities**

<b>Yes:</b> 25%	<b>No:</b> 75%
-----------------	----------------

# CSNT Early Head Start – CIRCLE Assessment 2023-2024

## Wave 1 – Pre School Entry



### No Dual Language Learners for Pre-School Entry

Race	White	Black / African American	Hispanic	Multiracial
Health & Motor	50%	75%	100%	100%
Social - Emotional	0%	75%	100%	100%
Cognitive	0%	75%	100%	0%
Language & Literacy	0%	75%	100%	0%
Total Students Tested	2	4	1	1

Percentage based on “On Target” for Race