

This data reflects demographic information on the students who participated in this assessment session.

Total Students Participating:	371
--------------------------------------	------------

Students Age

Three Year Old :	38%	Four Year Old:	62%
-------------------------	------------	-----------------------	------------

Gender

Male:	56%	Female:	44%
--------------	------------	----------------	------------

Race

White: 37%	Black/African American: 40%	Two or more: 12%
	Other: 11%	Not Specified: 0%

Language*

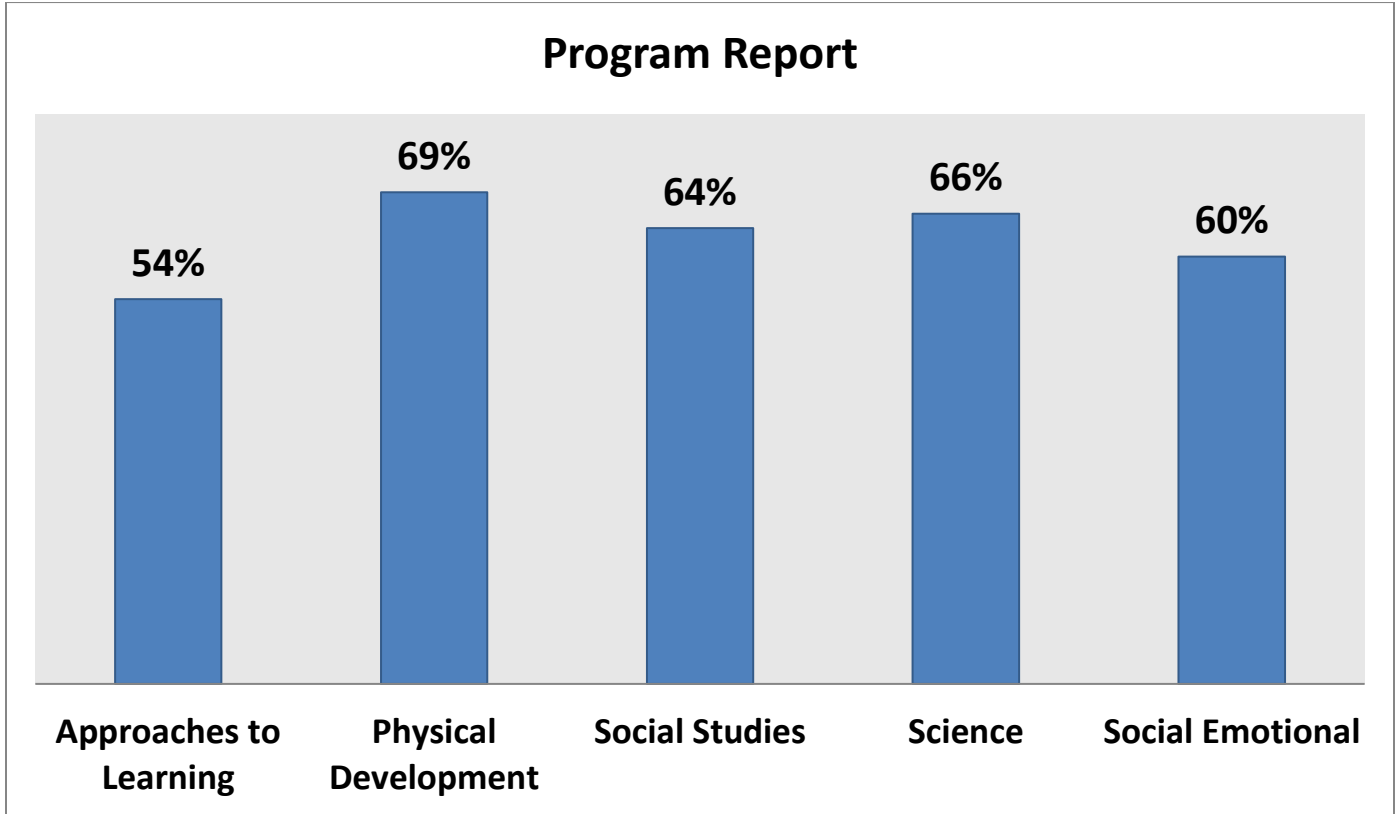
English: 89%	Spanish 11%	Unknown: 0%
-------------------------------	------------------------------	------------------------------

Disabilities

Yes:	6%	No:	94%
-------------	-----------	------------	------------

CSNT Head Start CIRCLE Assessment

Wave 1 2018-2019

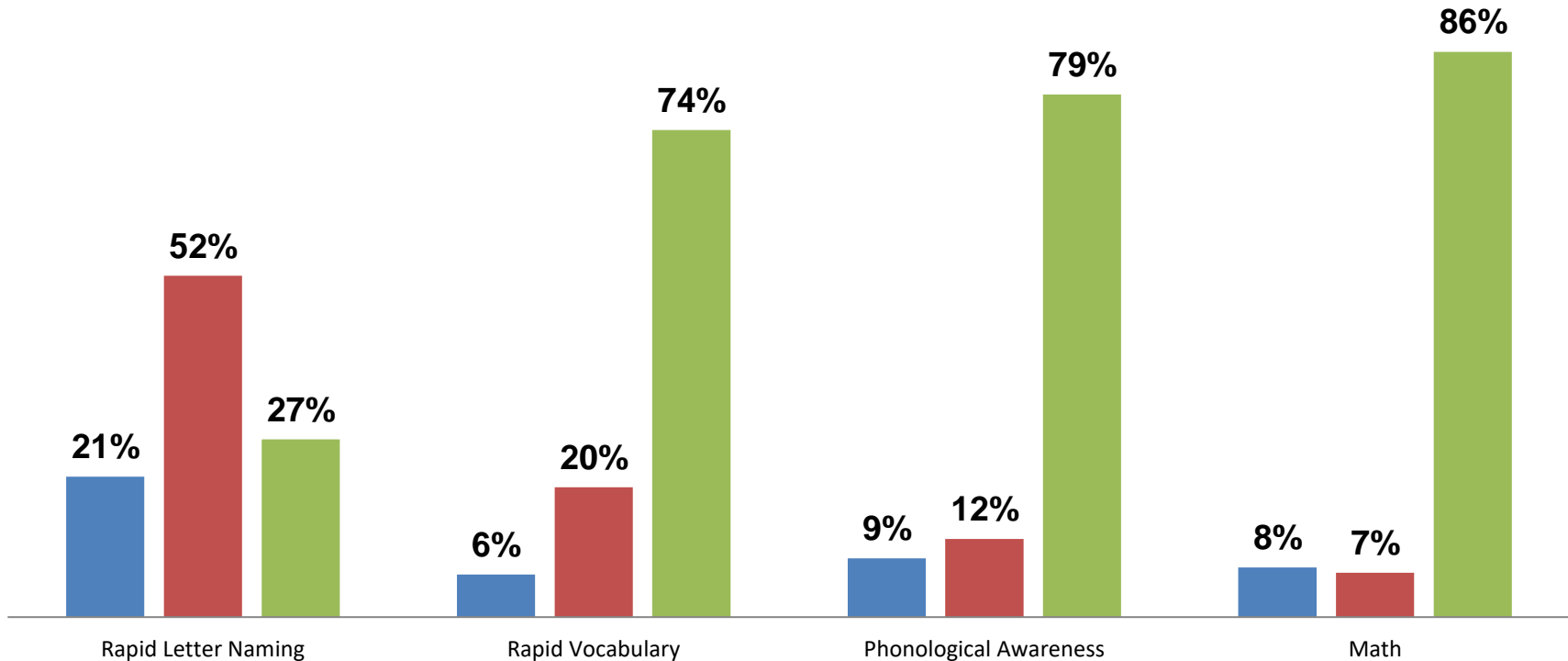


Head Start Campus	Approaches to Learning	Physical Development	Social Studies	Science	Social Emotional
Atlanta	49%	69%	66%	66%	63%
Bloomberg	85%	95%	63%	69%	88%
Daingerfield	45%	48%	63%	66%	37%
Hughes Springs	66%	85%	68%	69%	70%
Linden	29%	51%	72%	74%	49%
Naples	48%	62%	44%	56%	55%
New Boston	56%	73%	66%	61%	63%
Pittsburg	56%	66%	70%	70%	53%

Total percentage represents average of correct responses for each domain.

CSNT Head Start CIRCLE Assessment Wave 1 Program Report 2018-2019

■ Monitor ■ Needs Support ■ On Track



Students were assessed in Math and Phonological Awareness in the following area:

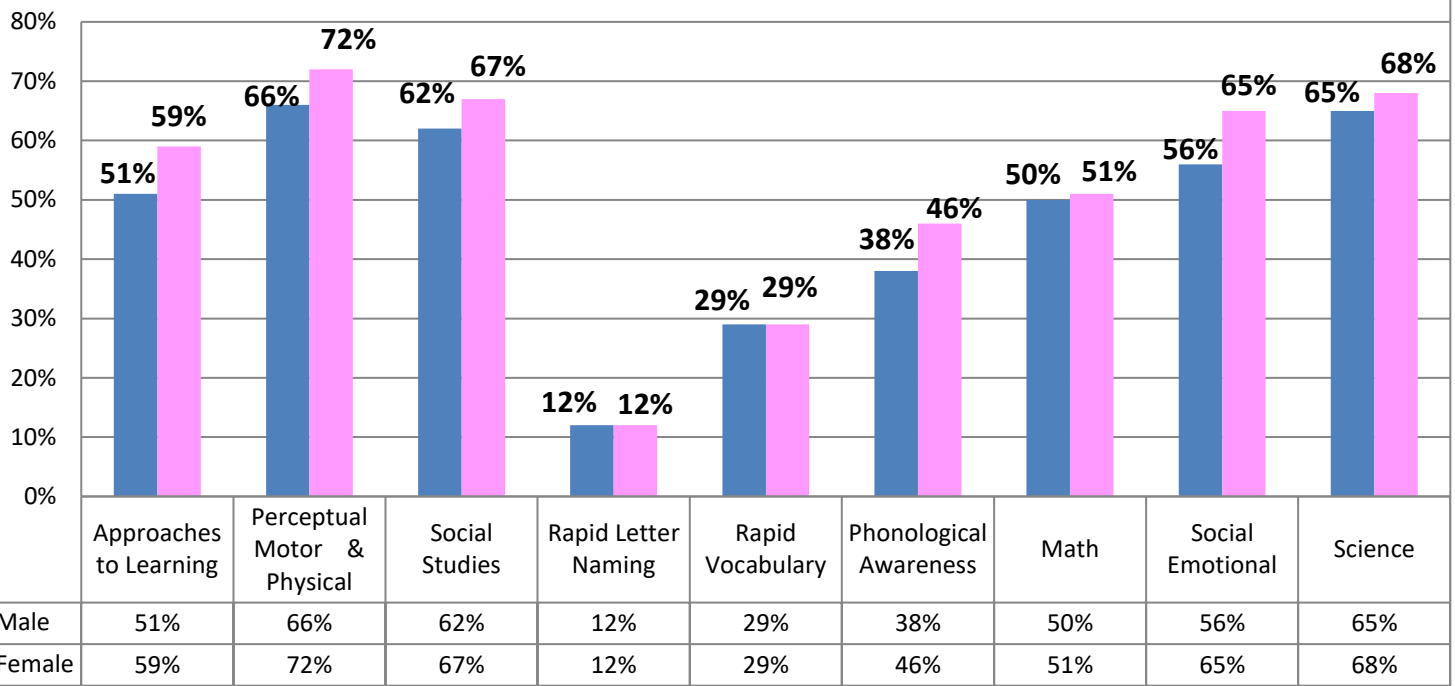
Math: Rote Counting, Shape Naming, Number Discrimination, Number Naming, Shape Discrimination, Counting Sets, Operations and Patterns.

Phonological Awareness: Syllabication, On-set Rime, Alliteration, Rhyming, Listening and Words in a Sentence.

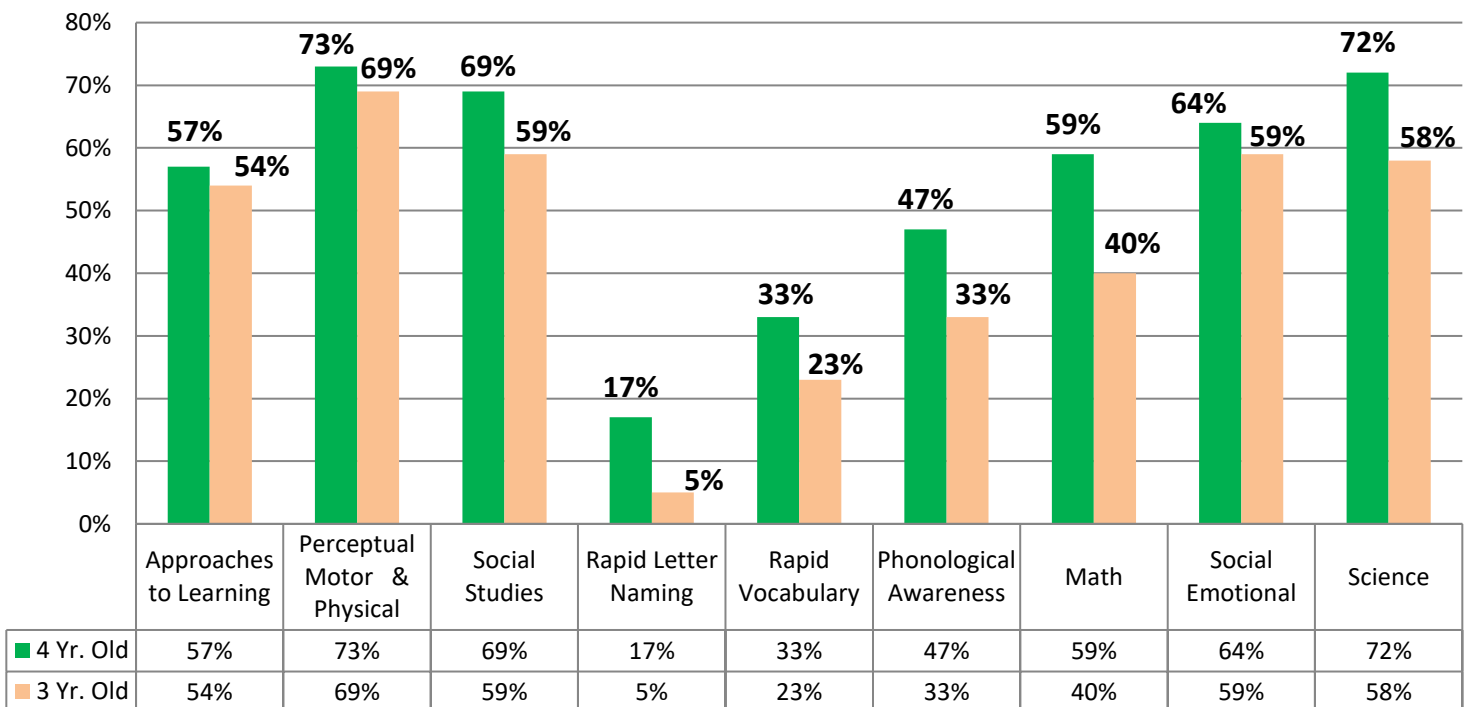
CSNT Head Start – CIRCLE Assessment

Wave 1 Comparison Data 2018-2019

Male / Female Comparison



Age Comparison



CSNT Head Start – CIRCLE Assessment

Wave 1 Race Comparison Data 2018-2019

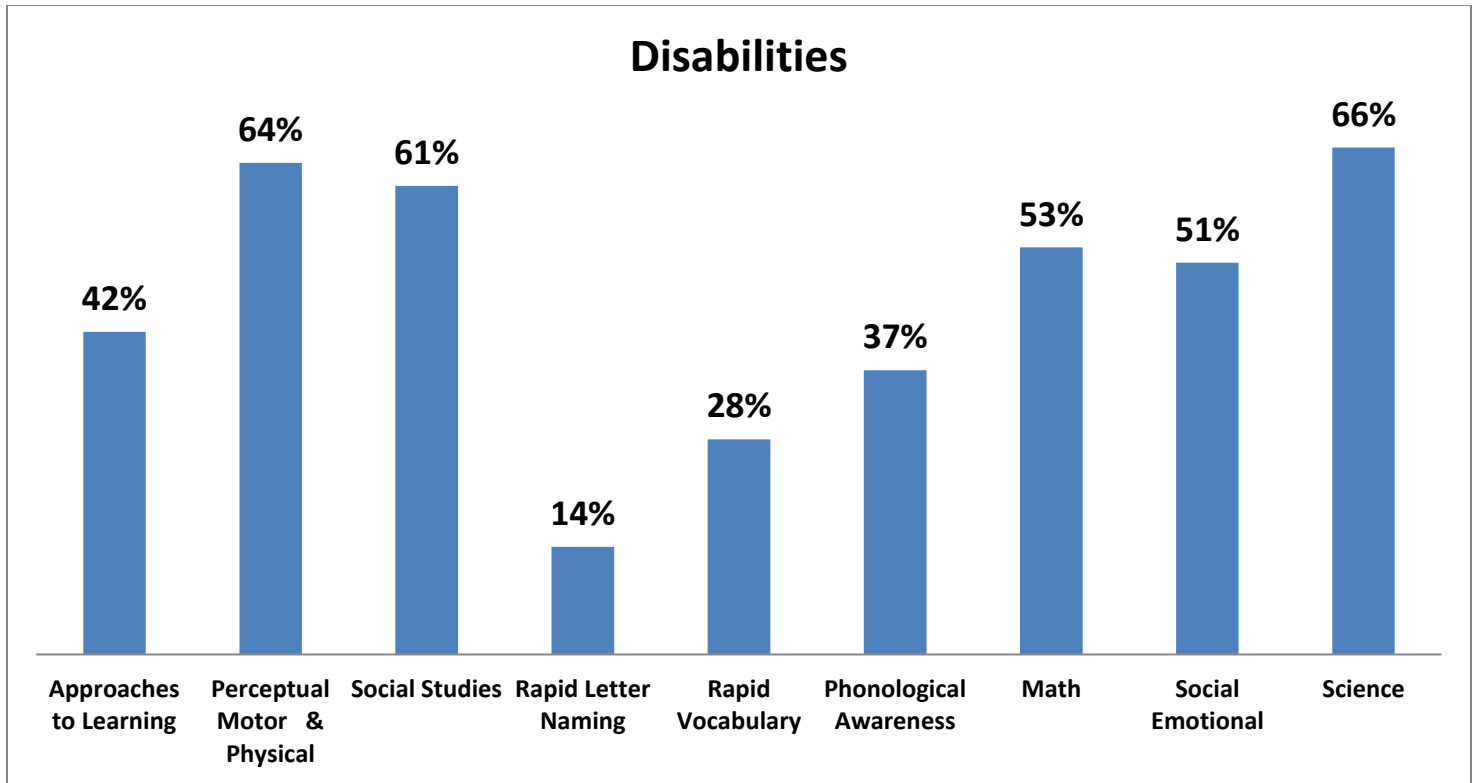
	White	Black / African American	Other	2 or More Races
Approaches to Learning	52%	55%	45%	61%
Perceptual Motor/Physical	69%	68%	68%	71%
Social Studies	66%	62%	57%	61%
Rapid Letter Naming	10%	13%	12%	6%
Rapid Vocabulary	31%	28%	22%	27%
Phonological Awareness	44%	42%	40%	34%
Math	51%	51%	50%	44%
Social Emotional	58%	61%	56%	65%
Science	68%	65%	64%	62%

Percentage represents total number of correct responses for each domain.

CSNT Head Start – CIRCLE Assessment

Wave 1 2018-2019

Disabilities



Dual Language Learners

