

# Head Start

## Financial Report for the month of November 2023

(October 2023 Expenditures)

<u>Funding Source</u>	<u>Amount Funded</u>	<u>Expenditures</u>	<u>Total To Date</u>	<u>Balance</u>	<u>Monthly Budget</u>	<u>YTD Budget</u>	<u>(Over)/Under</u>
<i>12 month program ending 11-30-2022</i>							
Personnel	\$2,351,429.00	\$207,338.52	\$1,915,974.56	\$435,454.44	\$195,952.42	\$2,155,476.58	\$239,502.02
Fringe Benefits	\$571,408.00	\$44,419.19	\$459,953.73	\$111,454.27	\$47,617.33	\$523,790.67	\$63,836.94
Travel (4120)	\$10,000.00	\$0.00	\$5,733.27	\$4,266.73	\$833.33	\$9,166.67	\$3,433.40
Equipment	\$35,000.00	\$0.00	\$25,900.75	\$9,099.25	\$2,916.67	\$32,083.33	\$6,182.58
Supplies	\$198,845.00	\$5,206.58	\$149,673.48	\$49,171.52	\$16,570.42	\$182,274.58	\$32,601.10
Contractual	\$292,100.00	\$144,038.00	\$283,858.00	\$8,242.00	\$24,341.67	\$267,758.33	(\$16,099.67)
Facilities / Construction	\$0.00	\$0.00	\$0.00	\$0.00	\$0.00	\$0.00	\$0.00
Other (4120)	\$30,381.00	\$0.00	\$34,647.73	(\$4,266.73)	\$2,531.75	\$27,849.25	(\$6,798.48)
Other (4122)	\$941,063.00	\$68,437.31	\$925,619.02	\$15,443.98	\$78,421.92	\$862,641.08	(\$62,977.94)
<b>Total</b>	<b>\$4,430,226.00</b>	<b>\$469,439.60</b>	<b>\$3,801,360.54</b>	<b>\$628,865.46</b>	<b>\$369,185.50</b>	<b>\$4,061,040.50</b>	<b>\$259,679.96</b>
T&TA	\$40,381.00	\$0.00	\$40,381.00	\$0.00	\$3,365.08	\$37,015.92	(\$3,365.08)
<b>Total</b>							<b>\$98,434.57</b>
USDA Reimbursements through September 2023							\$14,982.12
Estimated USDA Reimbursement for October 2023							<u>\$373,096.65</u>
							<u>Resulting (over)/under with USDA</u>

\* Total Over/Under without USDA

Accruals:  
Actual year end payroll accrual \$75,600.00

\$4.00

<b>Further Analysis</b>	
Number of children	465
Number of classrooms	26

<u>Amount Funded</u>	<u>Expenditures</u>	<u>Total To Date</u>	<u>Monthly Budget</u>	<u>YTD Budget</u>	<u>(Over)/Under</u>	
Per Classroom	\$170,393.31	\$18,055.37	\$146,206.17	\$14,199.44	\$156,193.87	\$9,987.69
Per Child	\$9,527.37	\$1,009.55	\$8,174.97	\$793.95	\$8,733.42	\$558.45

<b>IN-KIND (Non-Federal Share)</b>				
Needed	This month	Total	Still need	
\$1,107,557.00	\$143,805.18	\$1,340,425.39	(\$232,868.39)	

# Early Head Start

## Financial Report for the month of November 2023

(October 2023 Expenditures)

<u>Funding Source</u>	<u>Amount Funded</u>	<u>Expenditures</u>	<u>Total To Date</u>	<u>Balance</u>	<u>Monthly Budget</u>	<u>YTD Budget</u>	<u>(Over)/Under</u>
<i>12 month program ending 11-30-2022</i>							
Personnel	\$144,584.00	\$8,289.15	\$112,395.34	\$32,188.66	\$12,048.67	\$132,535.33	\$20,139.99
Fringe Benefits	\$35,423.00	\$3,071.70	\$42,331.40	(\$6,908.40)	\$2,951.92	\$32,471.08	(\$9,860.32)
Travel (4120)	\$2,190.00	\$0.00	\$532.21	\$1,657.79	\$182.50	\$2,007.50	\$1,475.29
Equipment	\$0.00	\$0.00	\$0.00	\$0.00	\$0.00	\$0.00	\$0.00
Supplies	\$20,022.00	\$463.98	\$10,666.51	\$9,355.49	\$1,668.50	\$18,353.50	\$7,686.99
Contractual	\$0.00	\$0.00	\$0.00	\$0.00	\$0.00	\$0.00	\$0.00
Facilities / Construction	\$0.00	\$0.00	\$0.00	\$0.00	\$0.00	\$0.00	\$0.00
Other (4120)	\$3,067.00	\$615.20	\$4,724.79	(\$1,657.79)	\$255.58	\$2,811.42	(\$1,913.37)
Other (4122)	\$57,920.00	\$3,202.72	\$35,298.52	\$22,621.48	\$4,826.67	\$53,093.33	\$17,794.81
<b>Total</b>	<b>\$263,206.00</b>	<b>\$15,642.75</b>	<b>\$205,948.77</b>	<b>\$57,257.23</b>	<b>\$21,933.83</b>	<b>\$241,272.17</b>	<b>\$35,323.40</b>
T&TA	\$5,257.00	\$615.20	\$5,257.00	\$0.00	\$438.08	\$4,818.92	(\$438.08)
<b>Total</b>							
USDA Reimbursements through September 2023							\$13,937.17
Estimated USDA Reimbursement for October 2023							\$2,061.47
							<u>\$51,322.04</u>
							Resulting (over)/under with USDA

\* Total Over/Under without USDA

### Accruals:

Actual year end payroll accrual \$7,200

	<u>Amount Funded</u>	<u>Expenditures</u>	<u>Total To Date</u>	<u>Monthly Budget</u>	<u>YTD Budget</u>	<u>(Over)/Under</u>
Per Classroom	\$131,603.00	\$7,821.38	\$102,974.39	\$10,966.92	\$120,636.08	\$17,661.70
Per Child	\$16,450.38	\$977.67	\$12,871.80	\$1,370.86	\$15,079.51	\$2,207.71

<b>Further Analysis</b>	
Number of children	16
Number of classrooms	2

<b>IN-KIND (Non-Federal Share)</b>				
	<u>Needed</u>	<u>This month</u>	<u>Total</u>	<u>Still need</u>
	\$65,802.00	\$2,005.38	\$20,379.92	\$45,422.08

# HEAD START and EHS NUTRITION PROGRAM

## November 2023 Financial Report

For the month of October 2023

### CACFP

	<u>Expenditures</u>	<u>Total To Date</u>
Operating Labor	\$ 9,298.80	9,298.80
Administrative Labor	1,002.34	1,002.34
Food	13,552.10	13,552.10
Supplies & Equipment	827.90	827.90
Purchased Services	-	0.00
Financial Costs	-	0.00
Media Costs	-	0.00
Operating Org Cost	150.00	150.00
Other	-	0.00
Total	\$ 24,831.14	\$ 24,831.14

**\*\*Operating Labor includes C5 and C6 money\*\***

TDHS REVENUE 17,043.59 17,043.59  
(Income Starts October 2023)

# CSBG 2023

**Financial Report for the month of November 2023**

CSBG Current Program (October 2023 Expenditures)

% of contract	83%
% of money	69%

<u>Funding Source</u>	<u>Amount Funded</u>	<u>Expenditures</u>	<u>Total To Date</u>	<u>Balance</u>	<u>Monthly Budget</u>	<u>YTD Budget</u>	<u>(Over)/Under</u>
<i>Community Services Block Grant (CSBG) 12 month program ending 12/31/2023</i>							
Personnel	\$134,686.20	10,275.65	\$123,999.40	\$10,686.80	\$11,223.85	\$112,238.50	(\$11,760.90)
Fringe Benefits	53,987.58	2,811.90	\$26,054.98	27,932.60	4,498.97	44,989.65	18,934.67
Travel*	9,010.50	265.57	\$2,033.45	6,977.05	750.88	7,508.75	5,475.30
Equipment	49,110.00	542.50	\$4,755.28	44,354.72	4,092.50	40,925.00	36,169.72
Supplies	15,746.44	294.86	\$4,698.46	11,047.98	1,312.20	13,122.03	8,423.57
Contractual	3,629.50	187.80	\$2,485.40	1,144.10	302.46	3,024.58	539.18
Other	134,187.48	13,633.74	\$122,248.12	11,939.36	11,182.29	111,822.90	(10,425.22)
Indirect Costs	43,114.30	0.00	\$21,772.00	21,342.30	3,592.86	35,928.58	14,156.58
<b>Total</b>	<b>\$443,472.00</b>	<b>\$28,012.02</b>	<b>\$308,047.09</b>	<b>\$135,424.91</b>	<b>\$36,956.00</b>	<b>\$369,560.00</b>	<b>\$61,512.91</b>
						<b>Future Payments</b>	<b>\$438.25</b>

# CEAP 2023

**Financial Report for the month of November 2023**

CEAP Current Program (October 2023 Expenditures)

% of contract	83%
% of money	99%

<u>Amount Funded</u>	<u>Expenditures</u>	<u>Total To Date</u>	<u>Balance</u>		<u>Contract Budget</u>			
					<u>Minimum</u>	<u>Maximum</u>		
Administration*	\$258,248.00	0.00	\$258,248.00	\$0.00	7%	\$21,520.67	min \$220,258.78	max (\$37,989.22)
Household Crisis**	1,437,695.00	0.00	\$263,350.66	1,174,344.34		303,815.03	min 1,437,695.00	max 1,174,344.34
Utility Assistance**	1,437,695.00	(2,261.01)	\$2,774,799.65	(1,337,104.65)		303,815.03	min 1,437,695.00	max (1,337,104.65)
Program Services	440,710.00	8,119.85	\$253,662.66	187,047.34	8%	36,725.83	min 263,345.04	max 9,682.38
Training Travel	2,500.00	0.00	\$2,500.00	0.00		0.00	min 2,500.00	max 0.00
<b>Total</b>	<b>\$3,576,848.00</b>	<b>\$5,858.84</b>	<b>\$3,552,560.97</b>	<b>\$24,287.03</b>		<b>\$665,876.56</b>	<b>\$3,361,493.82</b>	<b>(\$191,067.15)</b>

**Future Payments**      **\$0.00**

\*Cannot be over-budget by end of contract \*\*Must be at least 10% of total expenditures

Compliance calculation used, Admin = 6.0% of total grant, Program Services = 6.25% of direct expenditures

Admin with Future Payments	7.3%	Program Services with Future Payments	0
----------------------------	------	---------------------------------------	---

# CEAP SUPPLEMENTAL 2023

**Financial Report for the month of November 2023**

CEAP Current Program (October 2023 Expenditures)

% of contract	83%
% of money	80%

	<u>Amount Funded</u>	<u>Expenditures</u>	<u>Total To Date</u>	<u>Balance</u>		<u>Contract Budget</u>		
<i>Comprehensive Energy Assistance Program (CEAP) 12 month program ending 12/31/2023</i>						Minimum	Maximum	
Administration*	\$97,868.00	5,641.00	\$88,002.96	\$9,865.04	8%	\$8,155.67	\$67,081.82	max (\$20,921.14)
Household Crisis**	545,249.00	7,535.94	\$89,811.28	455,437.72		98,791.58	545,249.00	max 455,437.72
Utility Assistance**	545,249.00	93,075.90	\$898,104.52	(352,855.52)		98,791.58	545,249.00	max (352,855.52)
Program Services	167,140.00	6,046.02	\$6,046.02	161,093.98	1%	13,928.33	79,516.95	max 73,470.93
<b>Total</b>	<b>\$1,355,506.00</b>	<b>\$112,298.86</b>	<b>\$1,081,964.78</b>	<b>\$273,541.22</b>		<b>\$219,667.16</b>	<b>\$1,237,096.76</b>	<b>\$155,131.98</b>

\*Cannot be over-budget by end of contract \*\*Must be at least 10% of total expenditures

**Future Payments**                      \$0.00

Compliance calculation used, Admin = 6.0% of total grant, Program Services = 6.25% of direct expenditures

Admin with Future Payments	8.1%	Program Services with Future Payments	109%
----------------------------	------	---------------------------------------	------

# LOW INCOME WATER ASSISTANCE PROGRAM

**Financial Report for the month of November 2023**

LIWAP Current Program (October 2023 Expenditures)

% of contract	96%
% of money	91%

<u>Funding Source</u>	<u>Amount Funded</u>	<u>Expenditures</u>	<u>Total To Date</u>	<u>Balance</u>	<u>Monthly Budget</u>	<u>YTD Budget</u>	<u>(Over)/Under</u>
<i>Grant Administered From 01/01/2022 to 12/31/2023</i>							
Administration	\$83,090.00	0.00	\$50,618.92	\$32,471.08	\$3,462.08	\$79,627.92	\$29,009.00
Direct Services	479,425.00	12,438.55	\$518,627.72	(39,202.72)	19,976.04	459,448.96	(59,178.76)
Program Services	70,311.00	0.00	\$9,610.93	60,700.07	2,929.63	67,381.38	57,770.45
<b>Total</b>	<b>\$632,826.00</b>	<b>\$12,438.55</b>	<b>\$578,857.57</b>	<b>\$53,968.43</b>	<b>\$26,367.75</b>	<b>\$606,458.25</b>	<b>\$27,600.68</b>

Future Payments                      \$0.00

**Community Services of Northeast Texas, Inc.**  
*Credit Usage Report*

**Board Report -November 2023**

Sam's Club

Purchases for September 2023		130.44
Payment due by 10/28/2023	Pd on 10/18/2023	<u>(130.44)</u>
Balance		-

American Express

Purchases for		-
Payment due by ---	Pd on	<u>0.00</u>
Balance		-

Line of Credit

Program	VSN	CSBG A	TBRA	CEAP CARES
Highest October 2023 Balance	29,290.00	6,775.00	11,625.00	7,650.00
Current balance	19,290.00			
Exp pay off date	1/31/2024			

In House Line of Credit


Program	CEAP A	CSBG A	TRBA	LIHWAP	VSN
Highest October 2023 Balance	-	6,400.00	520.00	-	32,669.54
Current balance		6,400.00	-		29,151.00
Exp pay off date		11/30/2023			1/31/2024

U.S. SMALL BUSINESS ADMINISTRATION LOAN

**Maturity Date 06/15/2050**

156,378.21 as of 10/13/2023

**Payment Information**

	New Balance:	\$130.44
	Total Minimum Payment Due:	\$50.00
	Payment Due Date:	10/28/2023

Payments must be received by 5pm ET on 10/28/2023 if mailed, or by 11:59pm ET on 10/28/2023 for online and phone payments.

MEMBER SERVICE: For Account Information log on to SamsClubCredit.com/businesscard. This account is registered. See your online Administrator to get a User ID & Password. Or call toll-free 1-800-203-5764

To make a payment, please visit us online or mail your payment using the coupon below. Payments are also accepted at your local CheckFreePay\* or MoneyGram locations\*. \* Fees may apply.

RECEIVED

OCT 16 2023

BY: \_\_\_\_\_

**Account Summary**


1-2




Previous Balance as of 09/09/2023	\$150.76	Credit Limit	\$1,700
Payments	- 150.76	Available Credit	\$1,569
Purchases/Debits	+ 130.44		
<b>New Balance as of 10/08/2023</b>	<b>\$130.44</b>		
30 Day Billing Cycle from 09/09/2023 to 10/08/2023			

KNC

**Skip the checkout line with Scan & Go shopping!**

**Download the Sam's Club app.**  
Then select the Scan & Go feature.



-  **Shop and scan.**  
Scan item barcodes as you go.
-  **Pay with your Sam's Club Business Credit Card.\***
-  **Head to the door.**  
Show your digital receipt and go.

\*Subject to credit approval.  
Synchrony Bank does not provide, endorse or guarantee any Sam's Club services or policies.

CA: Shelley



**See what new items have landed at your club.**

Visit [SamsClub.com/NewItems](http://SamsClub.com/NewItems) or scan the QR code to check them out.



**Transaction Detail**

Date	Reference #	Description	Amount
<b>Payments</b>			
09/24	P9280008Q01FR5Q4Q	PAYMENT - THANK YOU	-\$150.76
<b>Purchases and Other Debits</b>			
09/25	P9280008D018XR0ME	SAM'S CLUB 008295 TEXARKANA TX SAM'S/WAL-MART PURCHASE(S) Total for TOMMY HOOPER	\$130.44 \$130.44 \$130.44
<b>Total Fees Charged This Period</b>			\$0.00
<b>Total Interest Charged This Period</b>			\$0.00

1-2

**Interest Charge Calculation**

Your Annual Percentage Rate (APR) is the annual interest rate on your account. (v) = Variable Rate

Type of Balance	Expiration Date	Annual Percentage Rate	Balance Subject to Interest Rate	Interest Charge	Balance Method
Purchases	N/A	29.99% (v)	\$0.00	\$0.00	2D

**Cardholder News and Information**

NOTICE: We may convert your payment into an electronic debit. See back of page one for details, Billing Rights and other important information.

**Member News and Information**

Interested in changing your due date for your Sam's Club<sup>®</sup> credit card account? Call the Credit Customer Service phone number, located on your billing statement and on the back of your Sam's Club<sup>®</sup> credit card, to determine eligibility and discuss available options.

Go green and support the environment with paperless statements! All you have to do is visit [SamsClubCredit.com/businesscard](http://SamsClubCredit.com/businesscard) to sign up. Register today to start receiving your statements online.

COMMUNITY COUNCIL OF CASS

ACCOUNT #: ~~6046 0020 3938 0674~~      DATE OF SALE #: 230925      P.O. #:  
 INVOICE#: 000000      AUTHORIZATION #: 000465      CLUB #: 8295  
 REFERENCE #: P9280008D018XR0ME      TRANSACTION #: 0      REGISTER #: 4

S.K.U	DESCRIPTION	QUANTITY	UNIT	PRICE	EXT. PRICE
SALES TAX		1.000		\$0.0000	\$0.00
380004989	MM FRAGRANCE FREE	6.000	EA	\$21.7400	\$130.44
<b>SUB \$130.44</b>		<b>TAX \$0.00</b>		<b>TOTAL INVOICE</b>	<b>\$130.44</b>
				<b>CREDITS TOTAL</b>	<b>\$0.00</b>
				<b>BALANCE DUE</b>	<b>\$130.44</b>

Use blue or black ink,  
detach & mail with your  
check.

Account Number	6046 0020 3933 0674
New Balance	\$130.44
Total Minimum Payment Due	\$50.00
Payment Due Date	10/28/2023

Amount Enclosed \$

**VIEW AND PAY YOUR BILL ONLINE!**  
[SamsClubCredit.com/businesscard](https://SamsClubCredit.com/businesscard)

No other correspondence please.  
Print new address or email changes on back.

COMMUNITY COUNCIL OF CASS  
KAY PHILLIPS  
PO BOX 427  
LINDEN TX 75563-0427

15848  
Q308



Make SAM'S CLUB/SYNCHRONY BANK  
Payment P.O. BOX 669825  
to: DALLAS, TX 75266-0782



00050000015076 000500000013044 0006046 00 20231028 67422

1045 -  
 TEXANA  
 ACCOUNTS  
 PAYABLE  
 DISBURSEM  
 ENT 2

CHECK REGISTER FOR October2023

Check Number	Effective Date	Vendor Name	Check Amount	Description
78672	10/4/2023	ABERNATHY COMPANY	295.11	Cleaning Supplies
78673	10/4/2023	AEP-SWEPKO-EA	1,825.93	Client Assistance
78674	10/4/2023	AFLAC	1,279.18	Employee Insurance
78675	10/4/2023	ALFORD AIR CONDITIONING & HEATING LLC	7,445.00	Bldg. Maint - AC Maint
78676	10/4/2023	ATLANTA ISD FOOD SERVICE	413.50	HS Staff Meals
78677	10/4/2023	B & S TRUE VALUE HARDWARE	55.06	Bldg. Maint - Bldg. Supplies
78678	10/4/2023	BEN E KEITH CO	6,087.80	HS Grocery
78679	10/4/2023	BOBBY'S B&G AUTOMOTIVE INC.	144.11	Vehicle Repair
78680	10/4/2023	CECELIA HUFF	33.54	Board Reimbursement
78681	10/4/2023	CENTERPOINT ENERGY ENTEX	47.84	Utilities - Power
78682	10/4/2023	CITY OF HUGHES SPRINGS	334.62	Utilities - City Svcs
78683	10/4/2023	CITY OF JEFFERSON WATER .	253.11	Utilities - City Svcs
78684	10/4/2023	CITY OF NEW BOSTON	51.10	Client Assistance
78685	10/4/2023	CITY OF PITTSBURG	324.57	Client Assistance
78686	10/4/2023	CRISTAL SMITH	18.92	Policy Member Reimbursement
78687	10/4/2023	EAST TEXAS REALTY	300.00	Storage Rental
78688	10/4/2023	GREEN MOUNTAIN ENERGY	15.00	Client Assistance
78689	10/4/2023	LONE STAR LUBE	40.00	Vehicle Repair
78690	10/4/2023	MARIA B GUERRERO	500.00	Client Assistance
78691	10/4/2023	MARTAVIUS JONES	30.96	Policy Member Reimbursement
78692	10/4/2023	MCI	67.04	Utilities - Phone/internet
78693	10/4/2023	MEGAN HERVEY	18.92	Policy Member Reimbursement
78694	10/4/2023	MY ALARM CENTER, LLC.	42.79	Bldg. Maint - Alarm Svcs
78695	10/4/2023	NAPLES HARDWARE & SUPPLIES LLC	8.07	Bldg. Maint - Bldg. Supplies
78696	10/4/2023	ODP BUSINESS SOLUTIONS, LLC	1,405.14	Office Supplies
78697	10/4/2023	R. MORGAN, LLC	50.00	Rent
78698	10/4/2023	RELIABLE ALARM SERVICE, LLC	45.00	Bldg. Maint - Alarm Svcs
78699	10/4/2023	REPUBLIC SERVICES #070	105.29	Utilities - Trash
78700	10/4/2023	SOUTHWESTERN ELECTRIC POWER	544.23	Utilities - Power
78701	10/4/2023	TEXAS DEPARTMENT OF HOUSING & COMMUNITY AFFAIRS	34,176.57	Grant Refunds
78702	10/4/2023	WASTE MANAGEMENT CORPORATE SERVICES, INC.	180.43	Utilities - Trash
78703	10/4/2023	WEST STREET HOME AND AUTO	23.99	Bldg. Maint - Maint supplies
78704	10/4/2023	WISCONSIN QUICK LUBE, INC.	627.92	Vehicle Repair
78705	10/11/2023	AEP-SWEPKO-EA	2,515.80	Client Assistance
78706	10/11/2023	AMBIT ENERGY	3,080.72	Client Assistance
78707	10/11/2023	AMY PERALES	344.33	Employee Reimbursement
78708	10/11/2023	AT&T	996.16	Utilities - Phone/internet
78709	10/11/2023	BLOOMBURG WATER SUPPLY	51.23	Client Assistance
78710	10/11/2023	BOBBY'S B&G AUTOMOTIVE INC.	546.28	Vehicle Repair
78711	10/11/2023	BOWIE CASS	467.26	Client Assistance
78712	10/11/2023	BRENDA DAVIS	891.14	Employee Reimbursement
78713	10/11/2023	CASTLE FAMILY DENTAL	1,833.00	Client Assistance
78714	10/11/2023	CENTERPOINT ENERGY ENTEX	125.99	Utilities - Power
78715	10/11/2023	CHARLES MISSILDINE	1,625.00	Client Assistance
78716	10/11/2023	CHRISTY WISKUS	53.32	Employee Reimbursement

1045 -  
 TEXANA  
 ACCOUNTS  
 PAYABLE  
 DISBURSEM  
 ENT 2

CHECK REGISTER FOR October2023

Check Numbe	Effective Date	Vendor Name	Check Amount	Description
78717	10/11/2023	City of Hooks	226.67	Client Assistance
78718	10/11/2023	CITY OF PARIS	2,262.68	Client Assistance
78719	10/11/2023	CITY OF ROXTON	4,754.27	Client Assistance
78720	10/11/2023	CSNT ORG PAYEE	364.00	Client Assistance
78721	10/11/2023	DJH PROPERTIES	565.00	Client Assistance
78722	10/11/2023	ETEX TELEPHONE CORP, INC.	545.70	Utilities - Phone/internet
78723	10/11/2023	FEDERAL EXPRESS	52.45	Postage
78724	10/11/2023	Geraldine Best	500.00	Client Assistance
78725	10/11/2023	GREG'S MIRACLE MART	262.54	Vehicle Fuel
78726	10/11/2023	HAMILTON PROPERTIES	216.00	Client Assistance
78727	10/11/2023	HESS OUTLET	45.00	Client Assistance
78728	10/11/2023	HOPE FIRE EXTINGUISHER SERVICE, INC/ KLEEN KING	86.85	Bldg. Maint - Alarm Svcs
78729	10/11/2023	LARRY WRIGHT	390.00	Client Assistance
78730	10/11/2023	MARIA B GUERRERO	500.00	Client Assistance
78731	10/11/2023	MARIA SOLIS	800.00	Client Assistance
78732	10/11/2023	MICHAEL NOE	825.00	Client Assistance
78733	10/11/2023	MOUNT PLEASANT HOUSING AUTHOURITY	340.00	Client Assistance
78734	10/11/2023	OLGA LOVE	138.70	Employee Reimbursement
78735	10/11/2023	RELIANT ENERGY	328.55	Client Assistance
78736	10/11/2023	S.W. ARKANSAS TELE. CO-OP	241.43	Utilities - Phone/internet
78737	10/11/2023	SOUTHWESTERN ELECTRIC POWER	324.31	Utilities - Power
78738	10/11/2023	SUDDENLINK	58.81	Client Assistance
78739	10/11/2023	TEACHSTONE TRAINING LLC	125.00	HS Classroom Supplies
78740	10/11/2023	TEXAS WATER UTILITIES	106.41	Client Assistance
78741	10/11/2023	TOSHIBA FINANCIAL SERVICES	1,717.00	Copiers - Lease/Copy Charges
78742	10/11/2023	TRI SPECIAL UTILITY DISTRICT	1,145.65	Client Assistance
78743	10/11/2023	UPSHUR RURAL ELEC. CORP.	240.88	Client Assistance
78744	10/11/2023	WARREN SMITH	450.00	Client Assistance
78745	10/11/2023	WINDSTREAM	51.59	Utilities - Phone/internet
78746	10/11/2023	WINTRUST MORTGAGE A DIVISION OF BARRINGTON BANK AND TRU	1,028.73	Client Assistance
78747	10/11/2023	XEROX CORPORATION	842.84	Copiers - Lease/Copy Charges
78748	10/18/2023	AEP-SWEPCO-EA	782.51	Client Assistance
78749	10/18/2023	AMERICAN NATIONAL INSURANCE COMPANY	10.80	Client Assistance
78750	10/18/2023	ARAMARK UNIFORM & CAREER APPAREL LLC	106.34	Bldg. Maint - Cleaning Svcs
78751	10/18/2023	AREA WIDE PROPERTIES	1,400.00	Rent
78752	10/18/2023	ATLANTA ISD	700.00	Rent
78753	10/18/2023	BARBARA LARRY, LPC	1,630.00	HS Consultant
78754	10/18/2023	BEN E KEITH CO	4,221.00	HS Grocery
78755	10/18/2023	BILLY D MCNEIL	400.00	Client Assistance
78756	10/18/2023	CAMCO ELEVATOR INC	300.00	Bldg. Maint - Maintenance
78757	10/18/2023	CAMP COUNTY DODGE JEEP RAM	245.95	Vehicle Repair
78758	10/18/2023	CARCO GROUP INC	176.80	Employee Background
78759	10/18/2023	CASTLE FAMILY DENTAL	394.00	Client Assistance
78760	10/18/2023	CENTERPOINT ENERGY ENTEX	50.11	Utilities - Power
78761	10/18/2023	CITY OF PARIS	57.70	Client Assistance

CHECK REGISTER FOR October2023

Check Numbe	Effective Date	Vendor Name	Check Amount	Description
78762	10/18/2023	CITY OF SULPHUR SPRINGS WATER DEPARTMENT	243.71	Client Assistance
78763	10/18/2023	COLEMAN MOTORS, INC.	133.36	Vehicle Repair
78764	10/18/2023	CRUMP'S IGA	94.33	Meeting Refreshments
78765	10/18/2023	DIRECT ENERGY	359.79	Client Assistance
78766	10/18/2023	ETEX TELEPHONE CORP, INC.	5,549.75	Utilities - Phone/internet
78767	10/18/2023	FARMER ELECTRIC	670.46	Client Assistance
78768	10/18/2023	GLENN B. LANIER	240.00	Rent
78769	10/18/2023	HEALTHCARE EXPRESS LLP	737.00	Pre-Employment
78770	10/18/2023	HENRY'S APPLIANCE AND SERVICE LLC	206.99	Bldg. Maint - Maintenance
78771	10/18/2023	HOUSING AUTHORITY OF TEXARKANA, TX	500.00	Rent
78772	10/18/2023	HUGHES SPRINGS ISD	800.00	Rent
78773	10/18/2023	JIMMIE RAY AYERS	800.00	Rent
78774	10/18/2023	KIM'S CONVENIENCE STORES	212.77	Vehicle Fuel
78775	10/18/2023	LINDEN FUEL CENTER	1,008.94	Vehicle Fuel
78776	10/18/2023	LUMINOUS SERVICES LLC	186.16	Bldg. Maint - Cleaning Svcs
78777	10/18/2023	MICHAEL NOE	825.00	Client Assistance
78778	10/18/2023	MJS MANAGEMENT	136.00	Client Assistance
78779	10/18/2023	NAPLES TIRES LLC	219.38	Vehicle Repair
78780	10/18/2023	ODP BUSINESS SOLUTIONS, LLC	232.49	Office Supplies
78781	10/18/2023	PIONEER CROSSING	742.00	Client Assistance
78782	10/18/2023	PITTSBURG CORNER EXPRESS	151.58	Vehicle Fuel
78783	10/18/2023	PRICE RENTALS LLC	1,500.00	Client Assistance
78784	10/18/2023	R. MORGAN, LLC	1,000.00	Rent
78785	10/18/2023	REGION VIII ESC	450.00	Bus Driver Certification
78786	10/18/2023	RELIANT ENERGY	150.00	Client Assistance
78787	10/18/2023	SAM'S CLUB	130.44	HS Classroom Supplies
78788	10/18/2023	SKAGGS TRAVEL STOPS INC.	25.00	Vehicle Fuel
78789	10/18/2023	SMALL BUSINESS ADMINISTRATION	641.00	Rent
78790	10/18/2023	SOUTHWESTERN ELECTRIC POWER	3,408.77	Utilities - Power
78791	10/18/2023	STAPLES CONTRACT AND COMMERCIAL INC	993.64	Office Supplies
78792	10/18/2023	TEXARKANA INDEPENDENT SCHOOL DISTRICT	3,882.00	Rent
78793	10/18/2023	TEXAS DEPARTMENT OF HOUSING & COMMUNITY AFFAIRS	747.00	Grant Refunds
78794	10/18/2023	TOWN PARC	2,000.00	Client Assistance
78795	10/18/2023	TRICO LUMBER CO.	237.14	Bldg. Maint - Bldg. Supplies
78796	10/18/2023	TURNER DAVID K	1,000.00	Rent
78797	10/18/2023	VANCO SYSTEMS, INC.	1,253.41	Copiers - Lease/Copy Charges
78798	10/18/2023	WEX HEALTH, INC.	85.00	Employee Insurance
78799	10/18/2023	WILLIAM MICHAEL BERRY	130.00	Bldg. Maint - AC Maint
78800	10/18/2023	WILLIAMS CHAPEL BAPTIST CHURCH	1,000.00	Rent
78801	10/18/2023	WINDSTREAM	594.27	Utilities - Phone/internet
78802	10/25/2023	AEP-SWEPSCO-EA	1,156.25	Client Assistance
78803	10/25/2023	AMERICAN NATIONAL INSURANCE COMPANY	25.00	Client Assistance
78804	10/25/2023	AT&T	82.43	Utilities - Phone/internet
78805	10/25/2023	ATLANTA UTILITIES	340.00	Client Assistance
78806	10/25/2023	BEN E KEITH CO	5,166.69	HS Grocery

CHECK REGISTER FOR October2023

Check Numbe	Effective Date	Vendor Name	Check Amount	Description
78807	10/25/2023	BI-COUNTY WATER SUPPLY CORP.	1,020.00	Client Assistance
78808	10/25/2023	BLOOMBURG ISD	9,880.00	HS Contracted Teaching Svcs
78809	10/25/2023	BLUE CROSS BLUE SHIELD	43,421.25	Employee Insurance
78810	10/25/2023	BLUE MARLIN INVESTMENT PROPERTIES, LLC	830.00	Client Assistance
78811	10/25/2023	BOB GATES	650.00	Client Assistance
78812	10/25/2023	BOWIE CASS	36.00	Client Assistance
78813	10/25/2023	Brad Sears Rentals	865.00	Client Assistance
78814	10/25/2023	BRANDON ELLIOTT	500.00	Client Assistance
78815	10/25/2023	BRASHEAR WATER SUPPLY CO.	255.00	Client Assistance
78816	10/25/2023	CEAP CARES	57.66	Journal Correction
78817	10/25/2023	CENTERPOINT ENERGY	46.11	Client Assistance
78818	10/25/2023	CENTERPOINT ENERGY ENTEX	129.13	Utilities - Power
78819	10/25/2023	CHAD CLEMENTS	602.00	Client Assistance
78820	10/25/2023	CITY OF ATLANTA	255.00	Client Assistance
78821	10/25/2023	City of Bogata	255.00	Client Assistance
78822	10/25/2023	CITY OF CLARKSVILLE WATER DEPT	558.60	Client Assistance
78823	10/25/2023	CITY OF DAINGERFIELD	1,020.00	Client Assistance
78824	10/25/2023	CITY OF HUGHES SPRINGS	554.38	Utilities - City Svcs
78825	10/25/2023	CITY OF LINDEN	1,096.79	Client Asst / Utilities
78826	10/25/2023	CITY OF LONE STAR	255.00	Client Assistance
78827	10/25/2023	CITY OF MOUNT PLEASANT	1,020.00	Client Assistance
78828	10/25/2023	CITY OF MOUNT VERNON	765.00	Client Assistance
78829	10/25/2023	CITY OF PARIS	1,034.70	Client Assistance
78830	10/25/2023	CITY OF SULPHUR SPRINGS WATER DEPARTMENT	255.00	Client Assistance
78831	10/25/2023	E M C WATER SUPPLY CORP.	1,020.00	Client Assistance
78832	10/25/2023	GREEN MOUNTAIN ENERGY	15.00	Client Assistance
78833	10/25/2023	HARLETON WATER SUPPLY CO.	680.00	Client Assistance
78834	10/25/2023	HEALTHJOY LLC	945.00	Employee Insurance
78835	10/25/2023	Heartland Village - MAIN OFFICE	659.00	Client Assistance
78638	10/25/2023	HIEM Legacy Corp (Magnolia Garden)	(2,769.00)	Client Assistance
78836	10/25/2023	HIEM Legacy Corp (Magnolia Garden)	4,788.00	Client Assistance
78837	10/25/2023	HUGHES SPRINGS ISD	22,750.00	HS Contracted Teaching Svcs / rent
78838	10/25/2023	JIMMY MITCHELL	899.00	Client Assistance
78839	10/25/2023	JOHN YOUNG	14.77	Employee Reimbursement
78840	10/25/2023	KATHY JO RODGERS	298.00	Client Assistance
78841	10/25/2023	LAURIE STIGER	466.00	Client Assistance
78842	10/25/2023	MARGARETT JOHNSON	1,400.00	Client Assistance
78843	10/25/2023	MIMS WATER SUPPLY CO	1,020.00	Client Assistance
78844	10/25/2023	MOUNT PLEASANT HOUSING AUTHOURITY	600.00	Client Assistance
78845	10/25/2023	NARROW PATH PROPERTY MANAGEMENT	195.00	Client Assistance
78846	10/25/2023	NORTH HOPKINS WATER SUPPLY CORP.	255.00	Client Assistance
78847	10/25/2023	ODP BUSINESS SOLUTIONS, LLC	1,050.35	Office Supplies
78848	10/25/2023	PAM MCMICHEAL	471.00	Client Assistance
78849	10/25/2023	PRIMROSE ESTATES	349.00	Client Assistance
78850	10/25/2023	PTL VILLAGE LLC	620.00	Client Assistance

1045 -  
 TEXANA  
 ACCOUNTS  
 PAYABLE  
 DISBURSEM  
 ENT 2

CHECK REGISTER FOR October2023

Check Numbe	Effective Date	Vendor Name	Check Amount	Description
78851	10/25/2023	QUEEN CITY WATERWORKS	211.00	Client Assistance
78852	10/25/2023	REGION VIII ESC	4,000.00	HS Membership
78853	10/25/2023	RELIABLE MANAGEMENT	600.00	Client Assistance
78854	10/25/2023	SOUTHWESTERN ELECTRIC POWER	778.64	Utilities - Power
78855	10/25/2023	TEXANA CSBG A	10.19	Journal Correction
78856	10/25/2023	TEXARKANA WATER UTILITIES	3,026.47	Client Assistance
78857	10/25/2023	TEXAS DEPARTMENT OF HOUSING & COMMUNITY AFFAIRS	1,368.94	Grant Refunds
78858	10/25/2023	THE RESIDENCES ON STILLHOUSE ROAD	1,422.00	Client Assistance
78859	10/25/2023	TORI DALLAS KINGS LLC	441.00	Client Assistance
78860	10/25/2023	TRI SPECIAL UTILITY DISTRICT	1,139.20	Client Assistance
78861	10/25/2023	UPSHUR RURAL ELEC. CORP.	398.18	Client Assistance
78862	10/25/2023	VERIZON WIRELESS	2,639.68	Utilities - Phone/internet
78863	10/25/2023	WAYNE KERBY	576.00	Client Assistance
78864	10/25/2023	WESTERN CASS WATER SUPPLY	255.00	Client Assistance
78865	10/25/2023	WEX HEALTH, INC.	76.54	Employee Insurance
78866	10/25/2023	WOODBRIIDGE APARTMENTS	490.00	Client Assistance

1080 -  
 TEXANA  
 NEW  
 PAYROLL  
 CASH  
 ACCOUNT

Check Numbe	Effective Date	Vendor Name	Check Amount	Description
6548	10/3/2023	DELTA RHODES	410.03	Final Check
6549	10/16/2023	RACHEL SPRAGUE - MORENO	169.48	Payroll Correction
6550	10/27/2023	BRIDGET JANNISE	906.98	Final Check
6551	10/30/2023	SECELIA HODGES	1,091.59	Final Check
Report Total			<u>260,478.65</u>	



COMMUNITY SERVICES OF NORTHEAST TEXAS

Balance Sheet  
As of 10/31/2023

Assets

CASH IN BANK CHECKING	256.97
HEAD START CHECKING	0.00
DHS MEALS CHECKING	0.00
CSBG/CEAP/WX CHECKING	0.00
WEATHERIZATION CHECKING	0.00
DISBURSEMENTS CHECKING	0.00
FEMA CHECKING	0.00
ETCOG CHECKING	0.00
OLD - CEAP CHECKING (Do Not Use)	0.00
CEAP CHECKING (Do Not Use)	0.00
PAYROLL CASH ACCOUNT	0.00
IP Grant Checking	0.00
HOUSING CHECKING	0.00
LOCAL ADMIN CHECKING	0.00
CASH DONATIONS - LINDEN	0.00
CSBG Checking	0.00
CEAP Checking	0.00
Upshur Rural Checking	0.00
TLC Checking	0.00
CSBG 2012 SP	0.00
JEFFERSON CHECKING	0.00
BECKVILLE SR. CHECKING	0.00
CARTHAGE SR. CHECKING	0.00
HALLSVILLE SR. CHECKING	0.00
MARSHALL SR. CHECKING	0.00
WESTEND CHECKING	0.00
PITTSBURG SR. CHECKING	0.00
WASKOM SR. CHECKING	0.00
NEWSOME SR. CHECKING	0.00
CEAP UB CASH ACCOUNT	0.00
SALVATION ARMY CHECKING	1,833.32
HS ARRA CHECKING	0.00
CSBG ARRA CHECKING	0.00
CHILD CARE WELLNESS CHECKING	0.00
CSBG UB CHECKING	0.00
PARENT FUND CHECKING	0.00
CBA UNITED HEALTH	0.00
CBA CIGNA HEALTH SPRING	0.00
CSBG DISCRETIONARY	0.00
TEXANA ACCOUNTS PAYABLE DISBURSEMENT	639.10
TEXANA ACCOUNTS PAYABLE DISBURSEMENT 2	29,673.97
NEW DISBURSEMENT CHECKING	(28,275.06)
TEXANA CSBG A CHECKING	5,230.77
TEXANA CSBG B CHECKING	6,353.57
TEXANA CSBG DISCRETIONARY CHECKING	9,211.98
TEXANA HEAD START CHECKING	1,000.00
TEXANA CEAP A CHECKING	35,440.75

COMMUNITY SERVICES OF NORTHEAST TEXAS

Balance Sheet  
As of 10/31/2023

TEXANA CEAP B CHECKING	3,840.47
TEXANA CBA UNITED HEALTH CARE CHECKING	0.00
TEXANA CBA CIGNA HEALTH SPRING CHECKING	0.00
TEXANA UPSHUR RURAL CHECKING	23,009.26
TEXANA TLC CHECKING	61,320.15
TEXANA LOCAL ADMINISTRATIVE CHECKING	55,471.37
TEXANA PAYROLL CASH ACCOUNT	0.00
TEXANA CLIENT FUNDS FOR SSA BENEFITS	3,677.14
TEXANA TBRA CHECKING	8.31
TEXANA POSTAL ACCOUNT CHECKING	128.94
TEXANA VET SERVICES NOW	7.69
TEXANA BANK YOUTH EMPOWERMENT CHECKING	20,671.68
TEXANA CSBG CARES CHECKING	3.63
TEXANA CEAP CARES CHECKING	6,963.08
TEXANA NEW PAYROLL CASH ACCOUNT	21,499.65
TEXANA EARLY HEAD START CHECKING	500.00
TEXANA CEAP ARP CHECKING	1.80
TEXANA INDIRECT COST RATE CHECKING	412,448.78
TEXANA ATMOS ENERGY 'SHARE THE WARMTH' PROGRAM CHECKING	21,668.31
TEXANA ORGANIZATION PAYEE FUNDS	2,004.00
TEXANA LOW INCOME HOUSEHOLD WATER ASSISTANCE CHECKING	52,070.83
TEXANA TEXAS HOMEOWNER ASSISTANCE FUND	0.52
ACCOUNTS RECEIVABLE - AISD	0.00
ACCOUNTS RECEIVABLE - Employee Reimbursement	0.00
ACCOUNTS RECEIVABLE - LKISD	0.00
ACCOUNTS RECEIVALBE - BISD	0.00
ACCOUNTS RECEIVABLE	0.00
GRANT RECEIVABLE	451,893.58
GRANT RECEIVABLE-ATC	0.00
GRANT RECEIVABLE-TIT	0.00
INDIRECT COST RECEIVABLE	56,550.12
EMPLOYEE ADVANCE	0.00
GRANTS RECEIVABLE - USDA	0.00
PROMISES TO GIVE	0.00
DUE FROM OTHER FUNDS	0.00
DUE FROM DHS MEALS	0.00
DUE FROM WEATHERIZATION	0.00
DUE FROM FEMA	0.00
DUE FROM ETCOG	0.00
DUE FROM CEAP	0.00
DUE FROM DHS TRANSPORTATION	0.00
DUE FROM HOUSING	0.00
DUE FROM LOCAL ADMIN	0.00
RENTAL HOME DEPOSITS	0.00
PREPAID RENT	9,804.50
Prepaid Expense	0.00
PREPAID WORKERS COMP	0.00
PREPAID INSURANCE	8,811.10
PREPAID MAINTENANCE	0.00
Total Current Assets	1,273,720.28

COMMUNITY SERVICES OF NORTHEAST TEXAS

Balance Sheet  
As of 10/31/2023

Long Term Assets	
PROPERTY & EQUIPMENT	2,970,070.51
LAND	0.00
BUILDINGS	0.00
EQUIPMENT	0.00
ACCUMULATED DEPRECIATION	(1,528,217.26)
Total Assets	<u>2,715,573.53</u>
Current Liabilities	
ACCOUNTS PAYABLE	0.00
ACCOUNTS PAYABLE-OLD BOX	0.00
ACCOUNTS PAYABLE - REALWORLD	0.00
ACCOUNTS PAYABLE - ACCR & ADJ	0.00
ACCOUNTS PAYABLE - VALLEY	0.00
GRANT PAYABLE	0.00
NEW ACCOUNTS PAYABLE	0.00
TEXANA ACCOUNTS PAYABLE	391,405.66
STATE UNEMPLOYMENT TAXES	0.00
Sales Tax Payable	0.00
WORKERS COMP PAYABLE	0.00
SUPPLEMENTAL INSURANCE PAYABLE	0.00
EMPLOYEE PORTION HLTH INS PAYABLE	0.00
Employee Insurance Repayment	0.00
Short Term Disability Payable	0.00
Long Term Disability Payable	0.00
DENTAL INSURANCE PAYABLE	0.00
VISION INSURANCE PAYABLE	0.00
HSA CONTRIBUTIONS PAYABLE	0.00
CAFETERIA PLAN PAYABLE	0.00
AUL CONTRIBUTIONS PAYABLE	0.00
LIFE/DISABILITY INSURANCE	0.00
COBRA PREMIUMS PAYABLE	0.00
RETIREMENT PAYABLE	0.00
GARNISHED WAGES PAYABLE	0.00
INSURANCE W/H	0.00
MISCELLANEOUS PAYABLE	0.00
PAYROLL LIABILITIES - AUDIT	0.00
ACCRUED LIABILITIES	0.00
NOTE PAYABLE	197,190.00
DEFERRED REVENUE	0.00
RECIPROCAL ADJUSTMENT - ACCT 2000	0.00
RECIPROCAL ADJUSTMENT - ACCOUNT 2007	0.00
ACCRUED INTEREST PAYABLE	0.00
ACCRUED PAYROLL	0.00
ACCRUED VACATION	77,539.91
CONTINGENT LIABILITY	0.00
CONTINGENCY WX-QUESTIONED COST	0.00
DUE TO OTHER FUNDS	0.00
DUE TO HEADSTART	0.00
DUE TO DHS MEALS	0.00

COMMUNITY SERVICES OF NORTHEAST TEXAS

Balance Sheet  
As of 10/31/2023

DUE TO CSBG	0.00
DUE TO FEMA	0.00
DUE TO DHS TRANSPORTATION	0.00
DUE TO LOCAL ADMIN	0.00
DUE TO STATE	0.00
Total Current Liabilities	<u>666,135.57</u>
Net Assets	
NET ASSETS	69,642.18
NET ASSETS - EQUIPMENT	0.00
NET ASSETS - NON FEDERAL	0.00
NET ASSETS - SFSP	0.00
NET ASSETS - CHIPS	0.00
NET ASSETS - PROPERTY	0.00
PRIOR PERIOD ADJUSTMENTS	0.00
Total Current Net Assets	<u>69,642.18</u>
Excess Revenues over Expenditures	<u>1,979,795.78</u>
Total Liabilities and Net Assets	<u>2,715,573.53</u>