



This data reflects demographic information on the students who participated in this assessment session.

***Texarkana Pre-School not included in this data.**

Total Students Participating:	309
--------------------------------------	------------

Students Age

Three-Year-Old : 47%	Four-Year-Old: 53%
------------------------------------	----------------------------------

Race

White: 42%	Black/African American: 32%	Hispanic: 9%
	Multiracial: 17%	Not Specified: 0%

Language*

English: 94%	Spanish 6%	Unknown: 0%
-------------------------------	-----------------------------	------------------------------

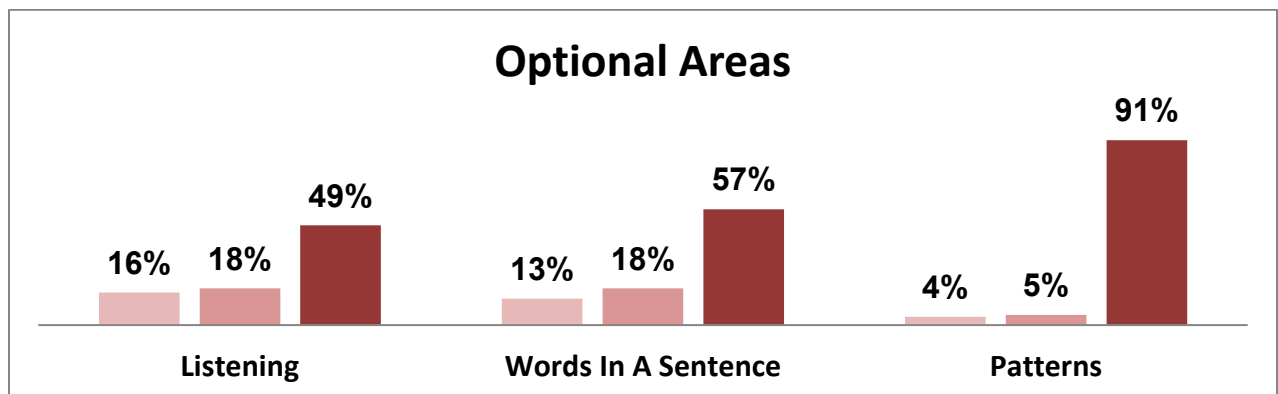
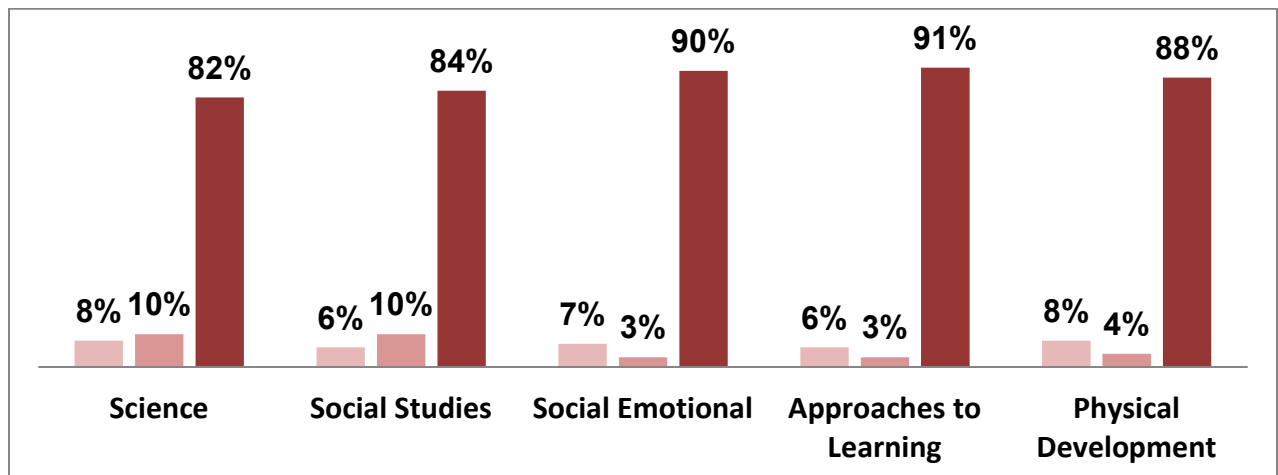
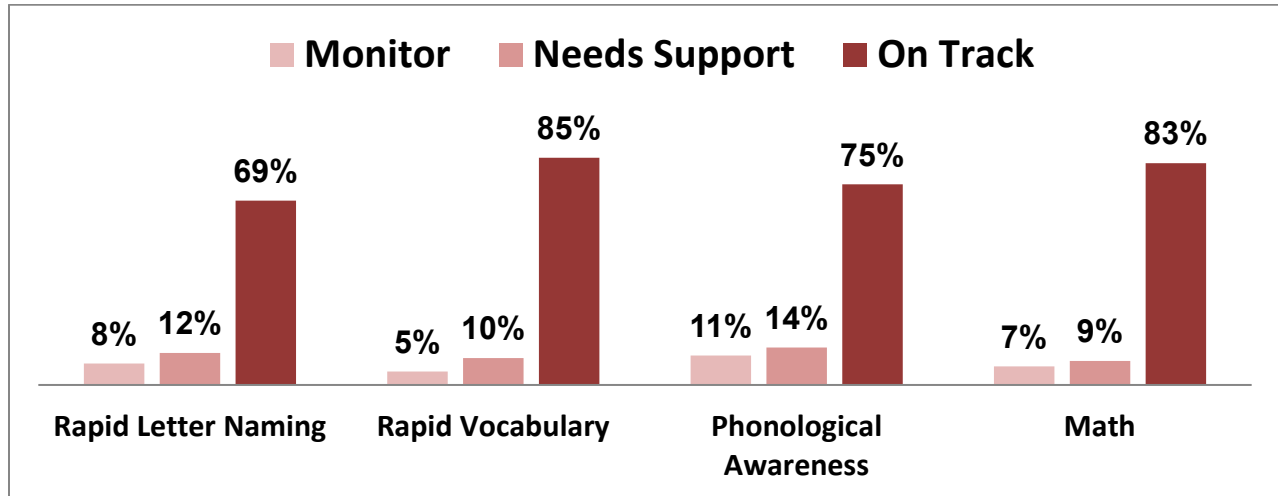
Disabilities

Yes: 7%	No: 93%
-----------------------	-----------------------

CSNT Head Start Pre- School

CIRCLE Assessment 2024-2025

Wave 3 Program Report



*Out of Range: The child is not within the specified age range or there is no established threshold at this time.

Percentage for the Out-of-Range areas is Rapid Letter naming 11%, Math 1%, Listening 17%, and Words in a Sentence 12%.

CSNT Head Start – CIRCLE Assessment


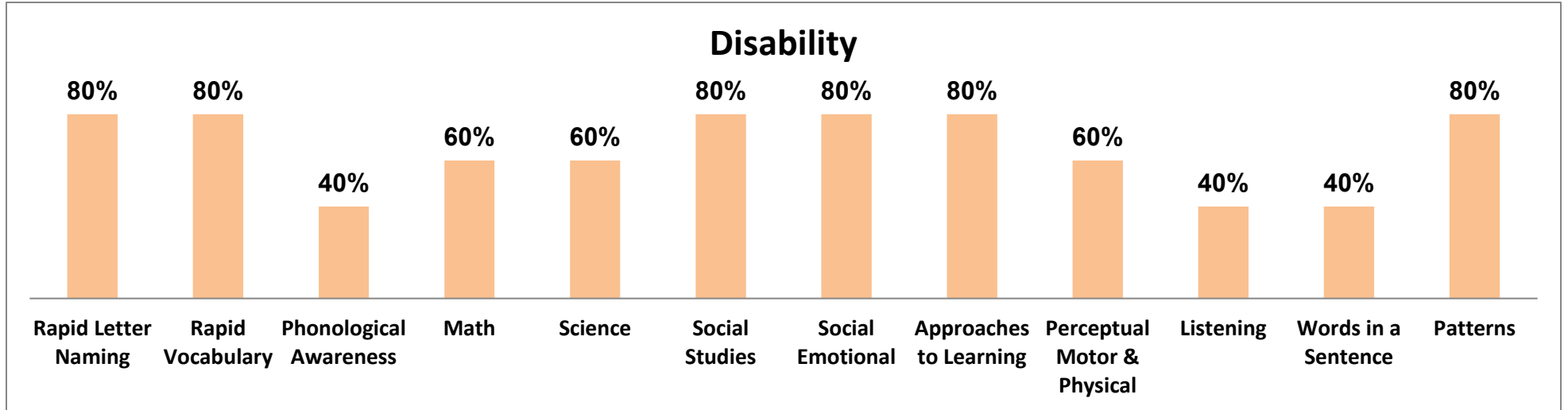
On-Track Comparison Data 2024-2025

	Wave 1	Wave 2	Wave 3
Rapid Letter Naming	32%	58%	69%
Rapid Vocabulary	73%	81%	85%
Phonological Awareness	68%	78%	75%
Math	76%	82%	83%
Science	85%	86%	82%
Social Studies	84%	83%	84%
Social Emotional	94%	89%	90%
Approaches to Learning	87%	88%	91%
Physical Development	88%	87%	88%
Listening	17%	35%	49%
Words In a Sentence	18%	43%	57%
Patterns	85%	88%	91%
Total Students Tested	313	307	309

Listening, Words in a Sentence and Patterns are Optional areas

CSNT Head Start Pre-School

CIRCLE Assessment 2024-2025 Wave 3



Percentage based on "On Target"

CSNT Head Start Pre-School

CIRCLE Assessment Wave 3

Age Comparison Data 2024-2025

	3-Year-Old	4-Year-Old
Rapid Letter Naming	58%	78%
Rapid Vocabulary	88%	82%
Phonological Awareness	75%	73%
Math	83%	83%
Science	83%	82%
Social Studies	86%	83%
Social Emotional	83%	95%
Approaches to Learning	86%	94%
Physical Development	83%	93%
Listening	26%	67%
Words in a Sentence	43%	66%
Patterns	90%	90%
Total Students Tested	144	165

Percentage based on “On Target”

Listening, Words in a Sentence and Patterns are Optional areas.

CSNT Head Start Pre- School

CIRCLE Assessment Wave 3

Race Comparison Data 2024-2025

	White	Black / African American	Hispanic	Multiracial
Rapid Letter Naming	68%	75%	55%	70%
Rapid Vocabulary	92%	84%	70%	79%
Phonological Awareness	79%	75%	65%	73%
Math	85%	81%	80%	86%
Science	84%	80%	70%	80%
Social Studies	84%	84%	75%	88%
Social Emotional	92%	89%	80%	88%
Approaches to Learning	94%	87%	78%	86%
Physical Development	97%	92%	87%	90%
Listening	52%	61%	45%	54%
Words in a Sentence	61%	67%	45%	54%
Patterns	93%	91%	88%	92%
Total Students Tested	129	97	29	54

Percentage based on “On Target”

Listening, Words in a Sentence and Patterns are Optional areas.



This data reflects demographic information on the students who participated in this assessment session.

Total Students Participating:	129
-------------------------------	-----

Students Age

Three-Year-Old :	45%	Four-Year-Old:	55%
------------------	-----	----------------	-----

Race

White: 3%	Black/African American: 89%	Hispanic: 5%
	Multiracial: 3%	Not Specified: 0%

Language*

English: 98%	Spanish 2%	Unknown: 0%
-----------------	---------------	----------------

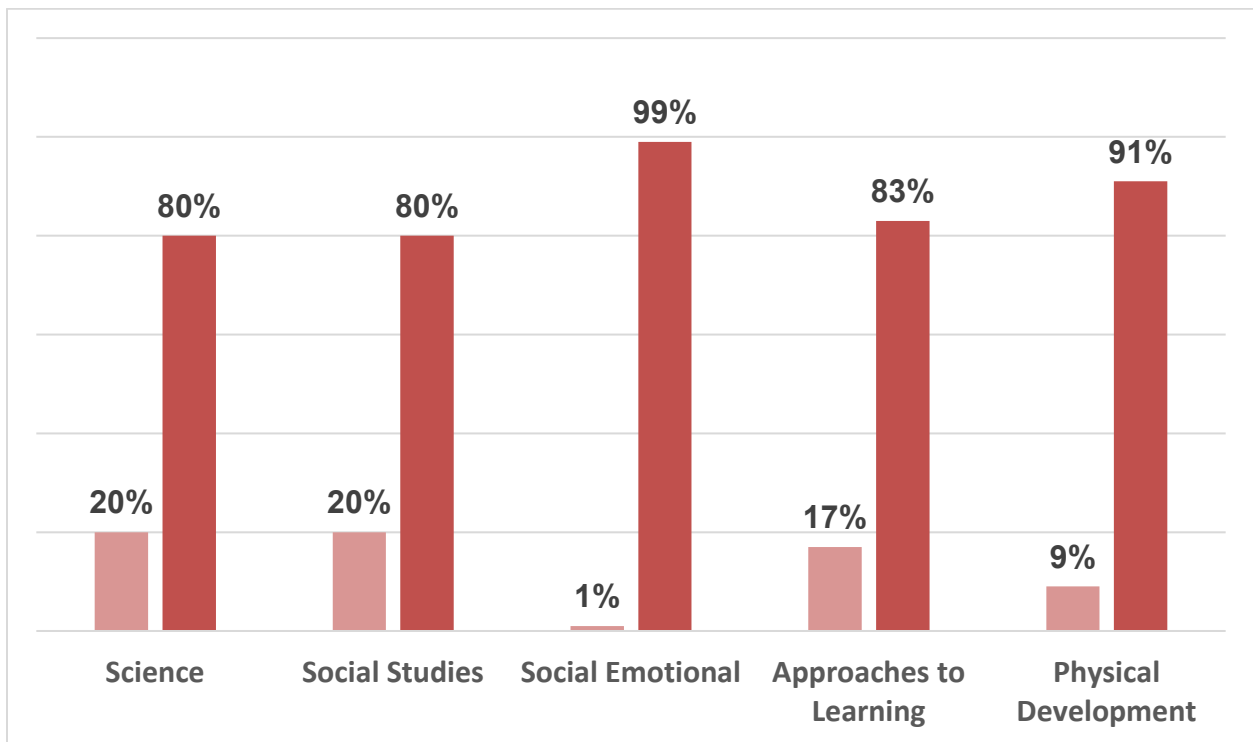
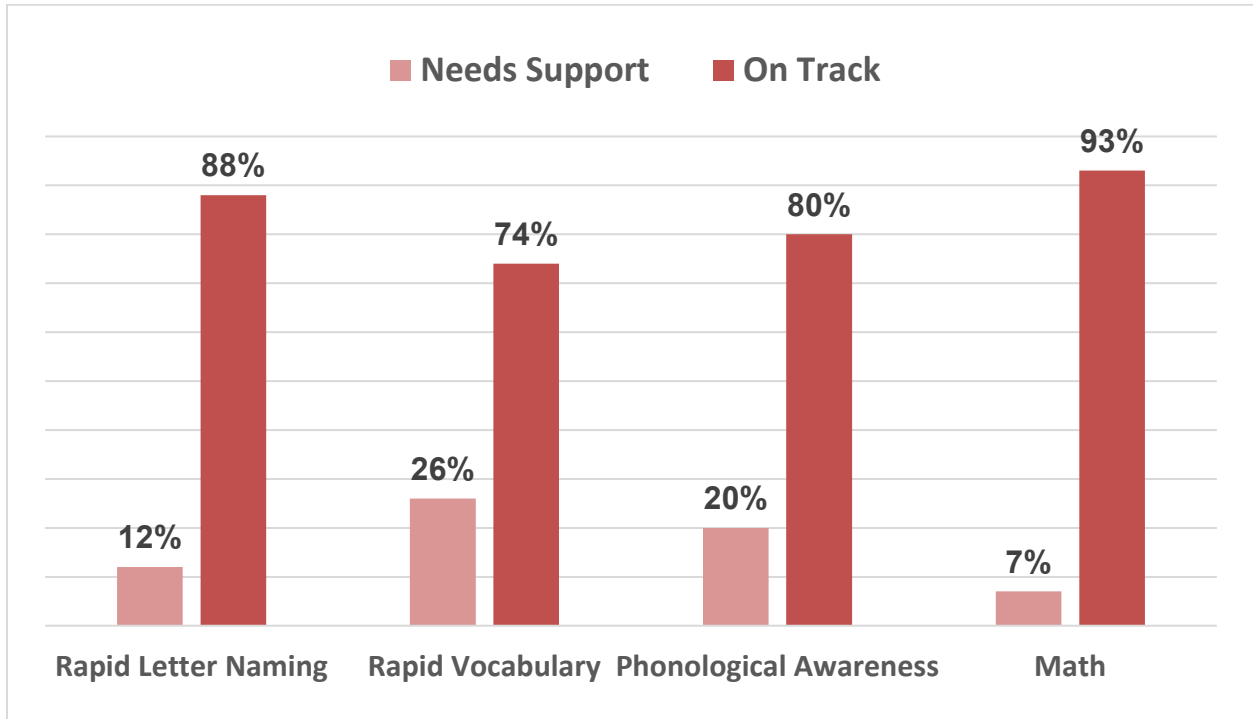
Disabilities

Yes: 5%	No: 95%
---------	---------

Texarkana Head Start Pre-School

CIRCLE Assessment 2024-2025

Wave 3 Program Report




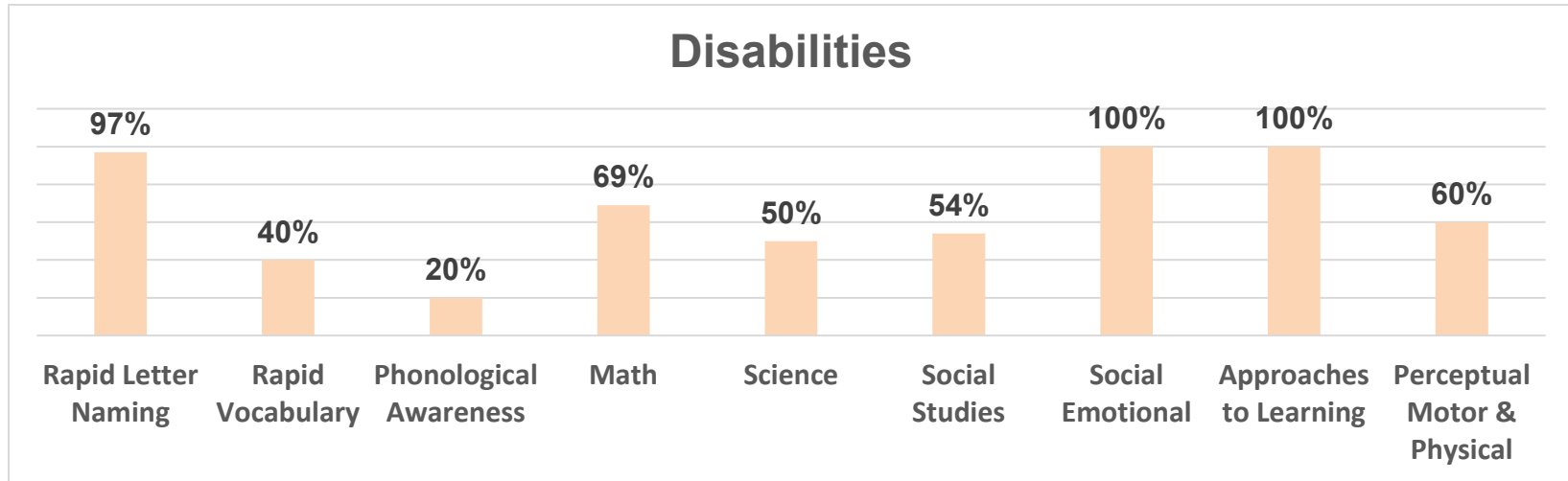
Texarkana Pre-School – CIRCLE Assessment

On-Track Comparison Data 2024-2025

	Wave 1	Wave 2	Wave 3
Rapid Letter Naming	41%	70%	88%
Rapid Vocabulary	44%	76%	74%
Phonological Awareness	77%	65%	80%
Math	69%	85%	93%
Science	79%	80%	80%
Social Studies	79%	80%	80%
Social Emotional	100%	90%	99%
Approaches to Learning	93%	86%	83%
Physical Development	90%	91%	91%
Total Students Tested	125	132	129

CSNT Head Start- Texarkana Pre-School

CIRCLE Assessment 2024-2025 Wave 3



Percentage based on “On Target”

CSNT Texarkana Pre-School

CIRCLE Assessment Wave 3

Age Comparison Data 2024-2025

	3-Year-Old	4-Year-Old
Rapid Letter Naming	90%	86%
Rapid Vocabulary	85%	62%
Phonological Awareness	82%	77%
Math	92%	93%
Science	86%	74%
Social Studies	86%	74%
Social Emotional	99%	99%
Approaches to Learning	77%	88%
Physical Development	93%	89%
Total Students Tested	58	71

Percentage based on “On Target”

Early Head Start CIRCLE Assessment 2024-2025 Wave 3



This data reflects demographic information on the students who participated in this assessment session.

Total Students Participating: No Infants Data for Wave 3	0 – Infants 12-18 Months
--------------------------------------------------------------------	-------------------------------------------

Gender

Male:	0%	Female:	0%
-------	----	---------	----

Race

White: 0%	Black/African American: 0%	Hispanic: 0%
	Multiracial: 0%	Not Specified: 0%

Language

English: 0%	Spanish 0%	Unknown: 0%
----------------	---------------	----------------

Disabilities

Yes: 0%	No: 0%
---------	--------

Early Head Start CIRCLE Assessment 2024-2025 Wave 3



This data reflects demographic information on the students who participated in this assessment session.

Total Students Participating: No Toddlers Data for Wave 3	1 – Toddlers 18- 24 Months
---------------------------------------------------------------------	---------------------------------------------

Gender

Male:	0%	Female:	0%
-------	----	---------	----

Race

White: 0%	Black/African American: 0%	Hispanic: 0%
	Multiracial: 0%	Not Specified: 0%

Language

English: 0%	Spanish 0%	Unknown: 0%
----------------	---------------	----------------

Disabilities

Yes: 0%	No: 0%
---------	--------

Community Services of Northeast Texas, Inc.

Early Head Start CIRCLE Assessment 2024-2025 Wave 3



This data reflects demographic information on the students who participated in this assessment session.

Total Students Participating:	16– Pre-School Entry 2-3 Years
-------------------------------	-----------------------------------

Gender

Male:	50%	Female:	50%
-------	-----	---------	-----

Race

White: 31%	Black/African American: 63%	Hispanic: 6%
	Multiracial: 0%	Not Specified: 0%

Language

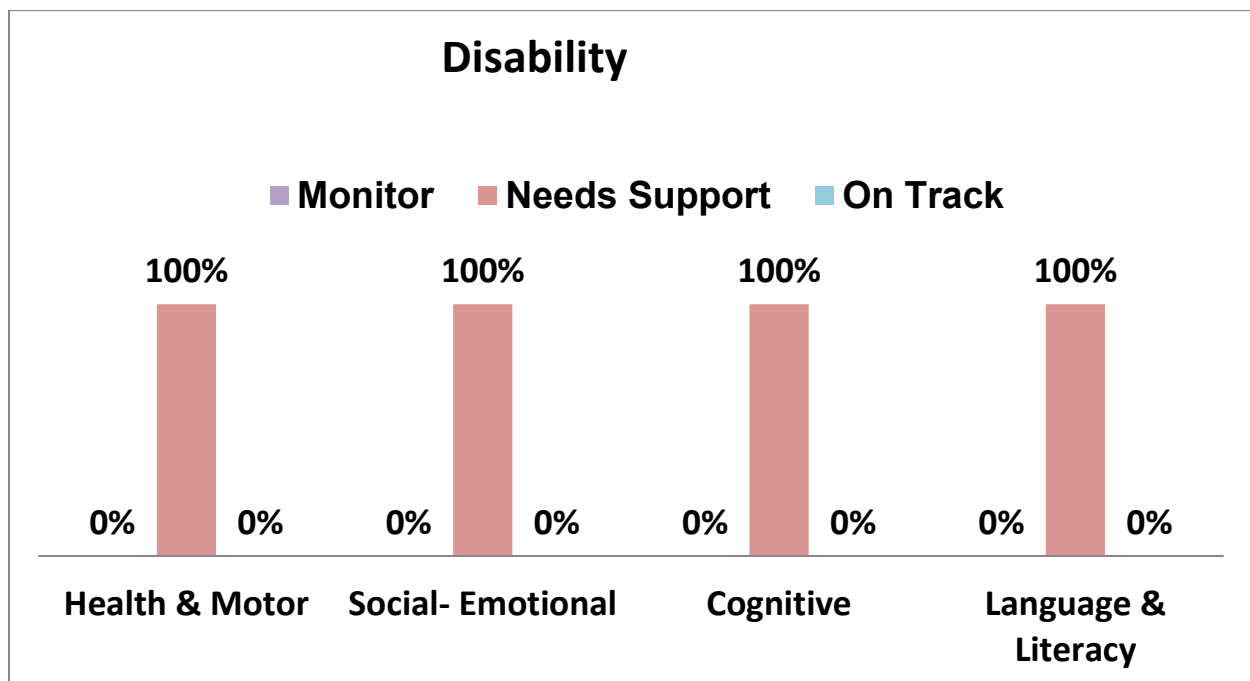
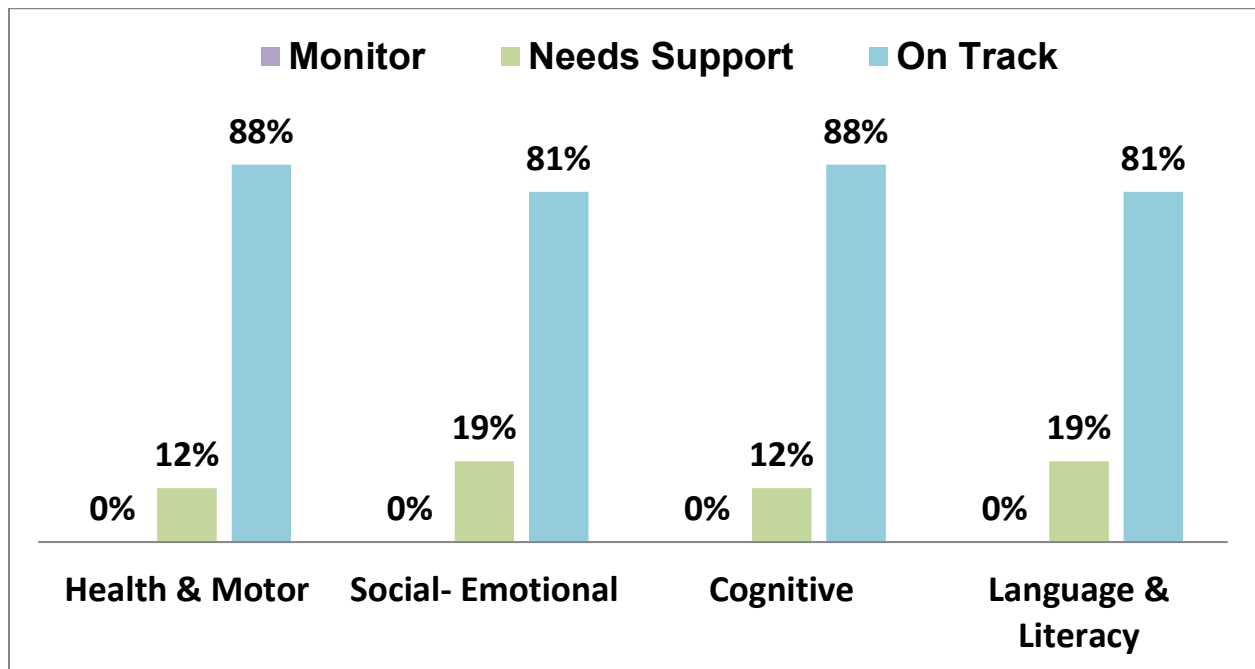
English: 94%	Spanish 6%	Unknown: 0%
-----------------	---------------	----------------

Disabilities

Yes: 6%	No: 94%
---------	---------


CSNT Early Head Start – CIRCLE Assessment 2024-2025

Wave 3 – Pre School Entry



CSNT Early Head Start – CIRCLE Assessment 2024-2025

Wave 3 – Pre School Entry



Race	White	Black / African American	Hispanic	Multiracial
Health & Motor	80%	90%	100%	0%
Social - Emotional	80%	80%	100%	0%
Cognitive	80%	90%	100%	0%
Language & Literacy	80%	80%	100%	0%
Total Students Tested	5	10	1	0

Percentage based on “On Target” for Race