

This data reflects demographic information on the students who participated in this assessment session.

<b>Total Students Participating:</b>	<b>382</b>
--------------------------------------	------------

**Students Age**

<b>Three Year Old :</b>	<b>35%</b>	<b>Four Year Old:</b>	<b>65%</b>
-------------------------	------------	-----------------------	------------

**Gender**

<b>Male:</b>	<b>55%</b>	<b>Female:</b>	<b>45%</b>
--------------	------------	----------------	------------

**Race**

<b>White:</b> <b>40%</b>	<b>Black/African American:</b> <b>38%</b>	<b>Two or more:</b> <b>10%</b>
	<b>Other:</b> <b>12%</b>	<b>Not Specified:</b> <b>0%</b>

**Language\***

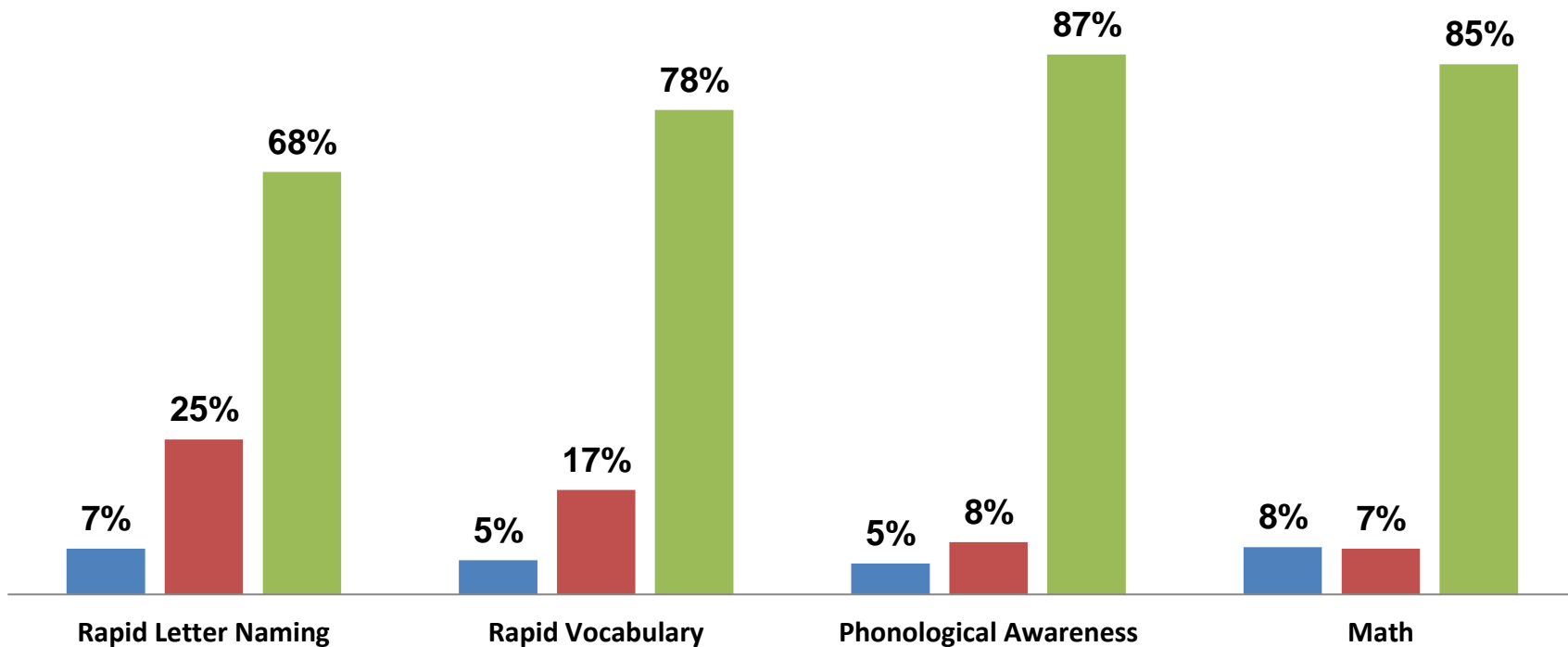
<b>English:</b> <b>90%</b>	<b>Spanish</b> <b>10%</b>	<b>Unknown:</b> <b>0%</b>
-------------------------------	------------------------------	------------------------------

**Disabilities**

<b>Yes:</b>	<b>12%</b>	<b>No:</b>	<b>88%</b>
-------------	------------	------------	------------

## CSNT Head Start CIRCLE Assessment Wave 3 Program Report 2017-2018

■ Monitor ■ Needs Support ■ On Track



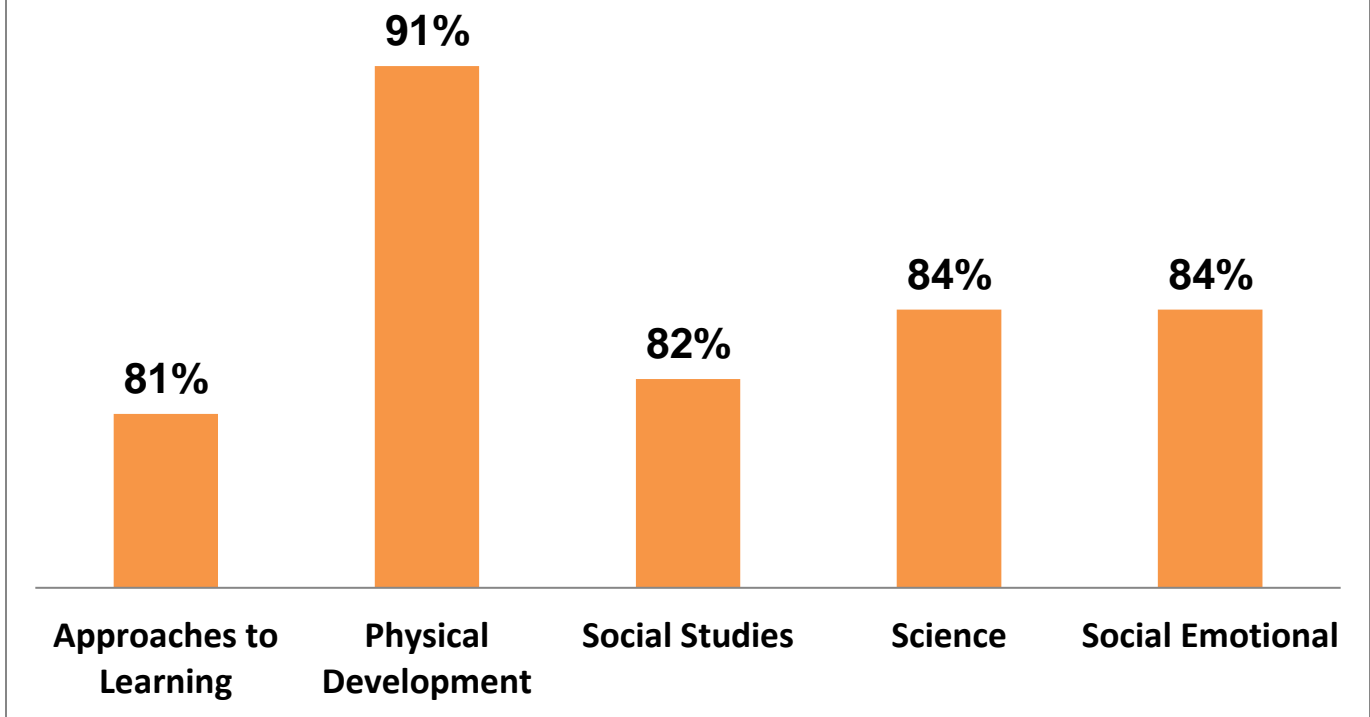
Students were assessed in Math and Phonological Awareness in the following area:

**Math:** Rote Counting, Shape Naming, Number Discrimination, Number Naming, Shape Discrimination, Counting Sets, Operations and Patterns.

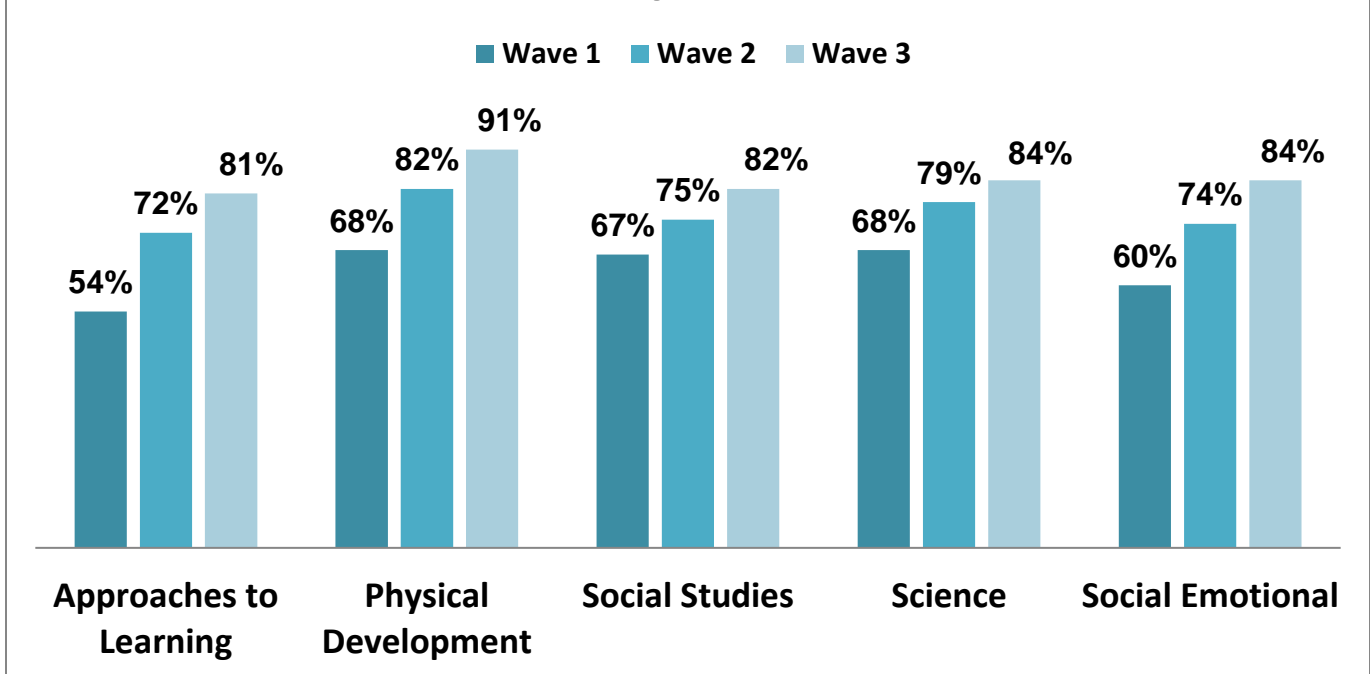
**Phonological Awareness:** Syllabication, On-set Rime, Alliteration, Rhyming, Listening and Words in a Sentence.

# CSNT Head Start Program Report 2017-2018

## CIRCLE Assessment - Wave 3



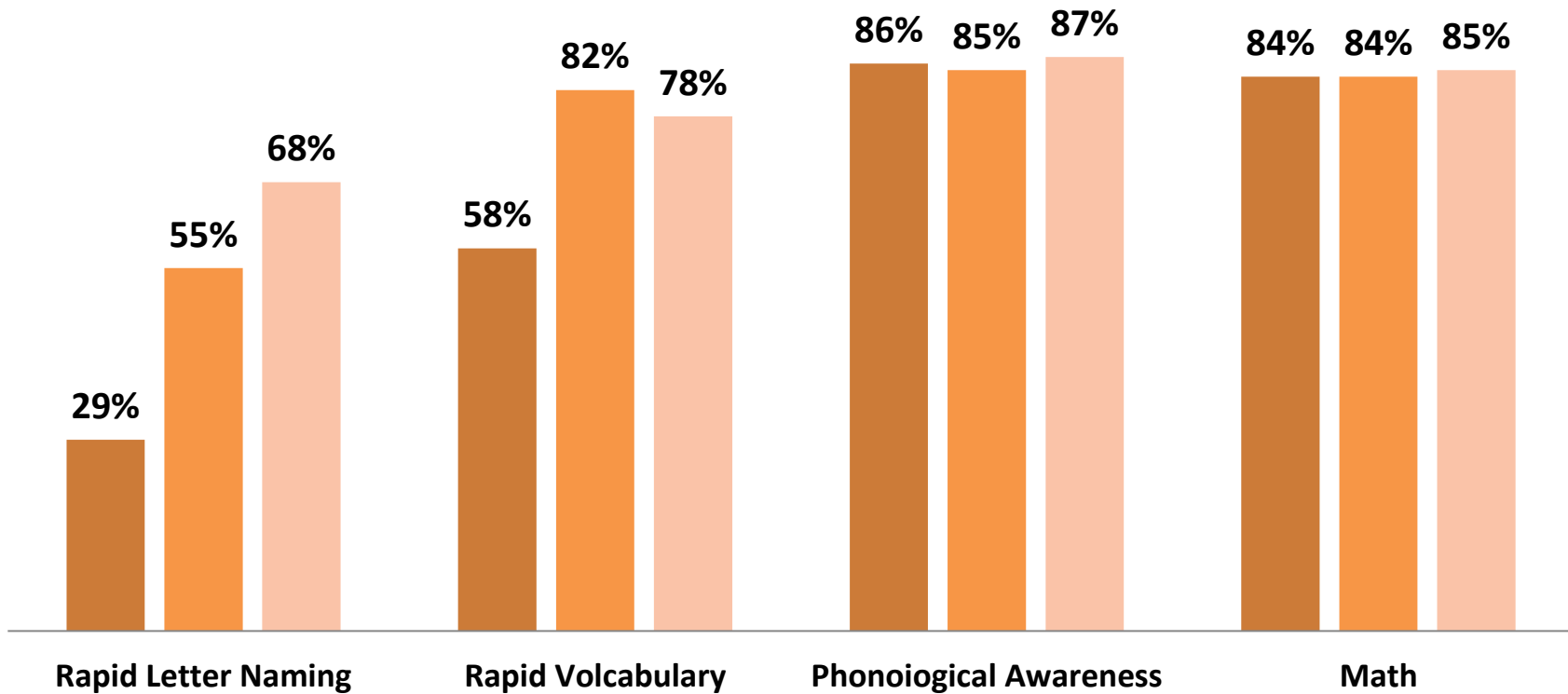
## Comparison



**Total percentage represents average of correct responses for each domain.**

## CSNT Head Start - CIRCLE Assessment "On Track" Comparison Report 2017-2018

■ Wave 1 ■ Wave 2 ■ Wave 3



Students were assessed in Math and Phonological Awareness in the following area:

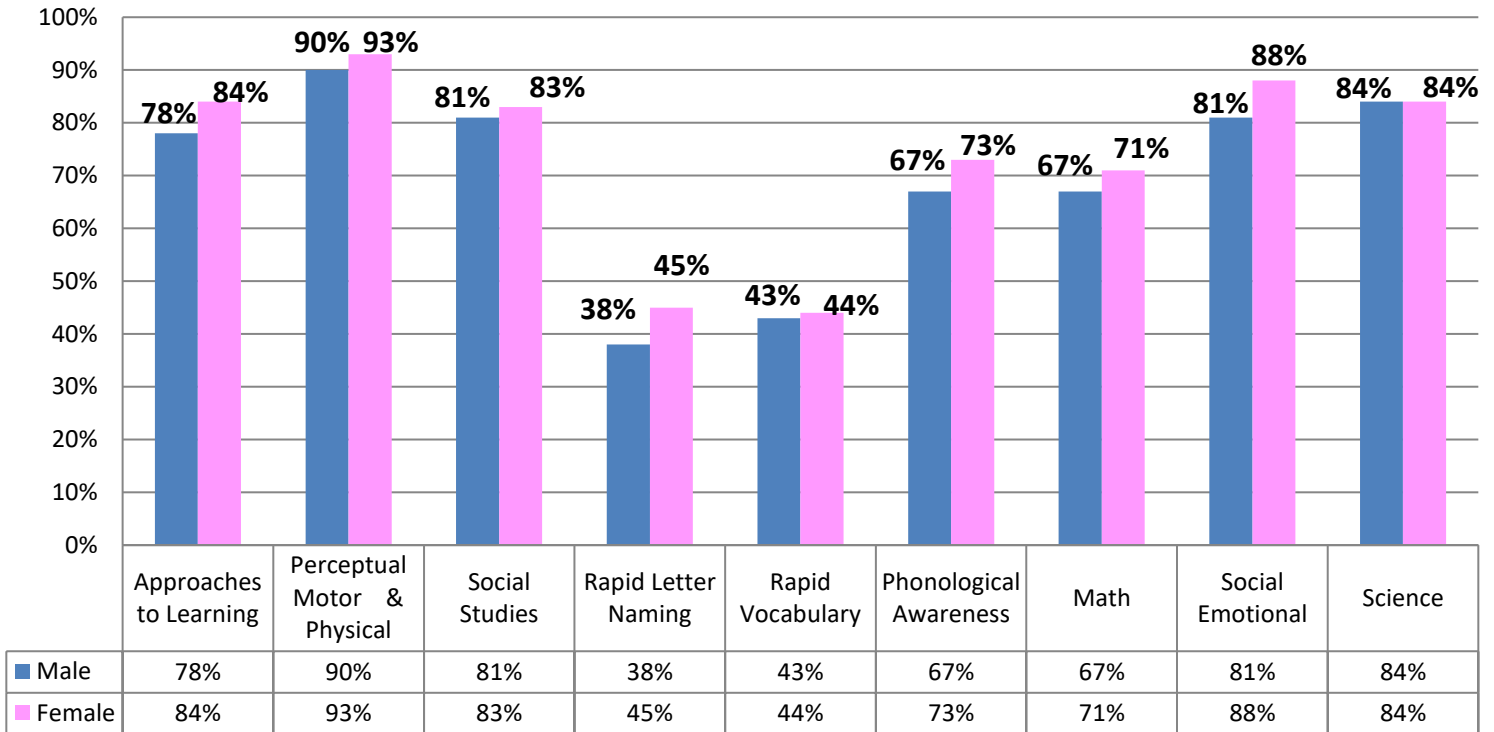
**Math:** Rote Counting, Shape Naming, Number Discrimination, Number Naming, Shape Discrimination, Counting Sets, Operations and Patterns.

**Phonological Awareness:** Syllabication, On-set Rime, Alliteration, Rhyming, Listening and Words in a Sentence.

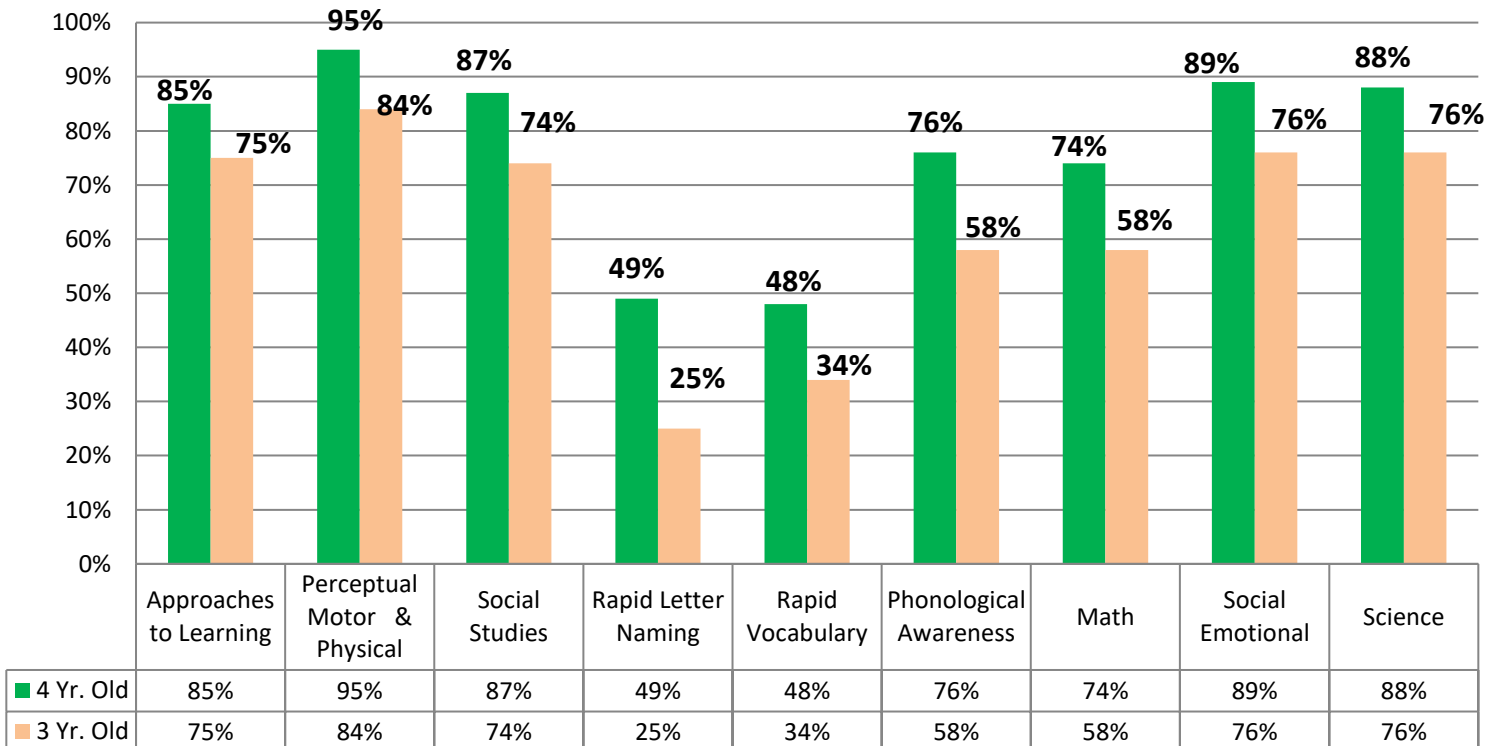
# CSNT Head Start – CIRCLE Assessment

## Wave 3 Comparison Data 2017-2018

### Male / Female Comparison

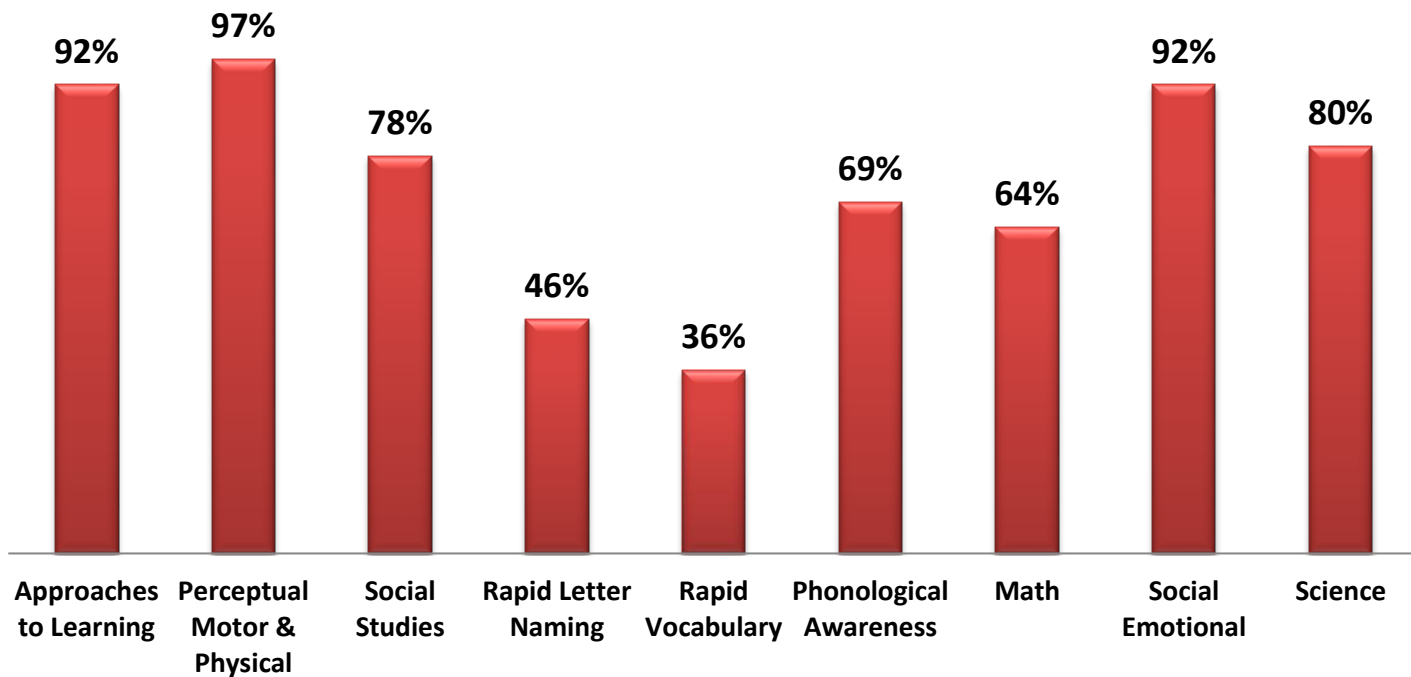


### Age Comparison



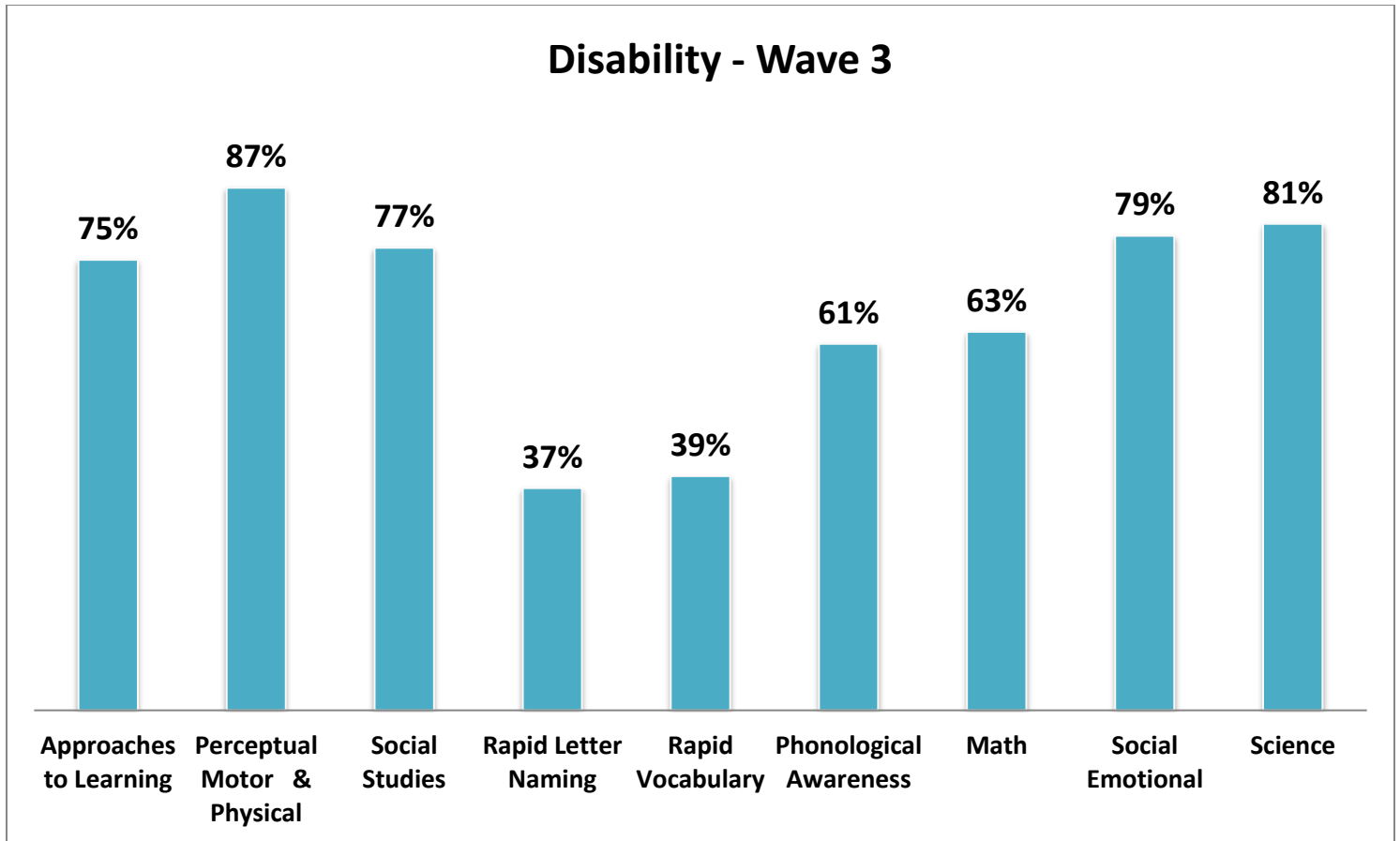
# CSNT Head Start – CIRCLE Assessment 2017-2018

## Dual Language Learners Wave 3



	Wave 1	Wave 2	Wave 3
Approaches to Learning	39%	62%	92%
Perceptual Motor & Physical	58%	72%	97%
Social Studies	49%	58%	78%
Rapid Letter Naming	18%	30%	46%
Rapid Vocabulary	15%	28%	36%
Phonological Awareness	39%	47%	69%
Math	36%	53%	64%
Social Emotional	51%	66%	92%
Science	52%	64%	80%

# CSNT Head Start – CIRCLE Assessment 2017-2018



	Wave 1	Wave 2	Wave 3
Approaches to Learning	45%	66%	75%
Perceptual Motor & Physical	59%	81%	87%
Social Studies	67%	76%	77%
Rapid Letter Naming	15%	25%	37%
Rapid Vocabulary	26%	38%	39%
Phonological Awareness	42%	54%	61%
Math	42%	54%	63%
Social Emotional	54%	70%	79%
Science	71%	80%	81%

# CSNT Head Start – CIRCLE Assessment

## Wave 3 Race Comparison Data 2017-2018

	White	Black / African American	Other	2 or More Races
Approaches to Learning	81%	75%	81%	77%
Perceptual Motor/Physical	87%	90%	95%	91%
Social Studies	84%	78%	67%	85%
Rapid Letter Naming	36%	41%	34%	55%
Rapid Vocabulary	44%	41%	36%	54%
Phonological Awareness	68%	66%	64%	75%
Math	67%	67%	56%	74%
Social Emotional	82%	80%	89%	82%
Science	85%	80%	74%	86%

Percentage represents total number of correct responses for each domain.