

This data reflects demographic information on the students who participated in this assessment session.

Total Students Participating:	147
--------------------------------------	------------

Students Age

Three Year Old :	45%	Four Year Old:	55%
-------------------------	------------	-----------------------	------------

Gender

Male:	46%	Female:	54%
--------------	------------	----------------	------------

Race

White: 3%	Black/African American: 87%	Two or more: 6%
	Other: 4%	Not Specified: 0%

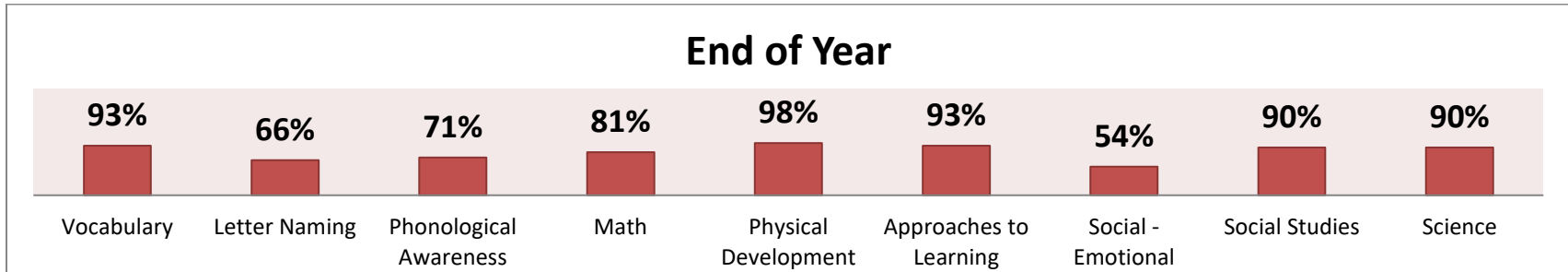
Language*

English: 97%	Spanish 3%	Unknown: 0%
-------------------------------	-----------------------------	------------------------------

Disabilities

Yes:	4%	No:	96%
-------------	-----------	------------	------------

CSNT Head Start – Frog Street Assessment 2018- 2019

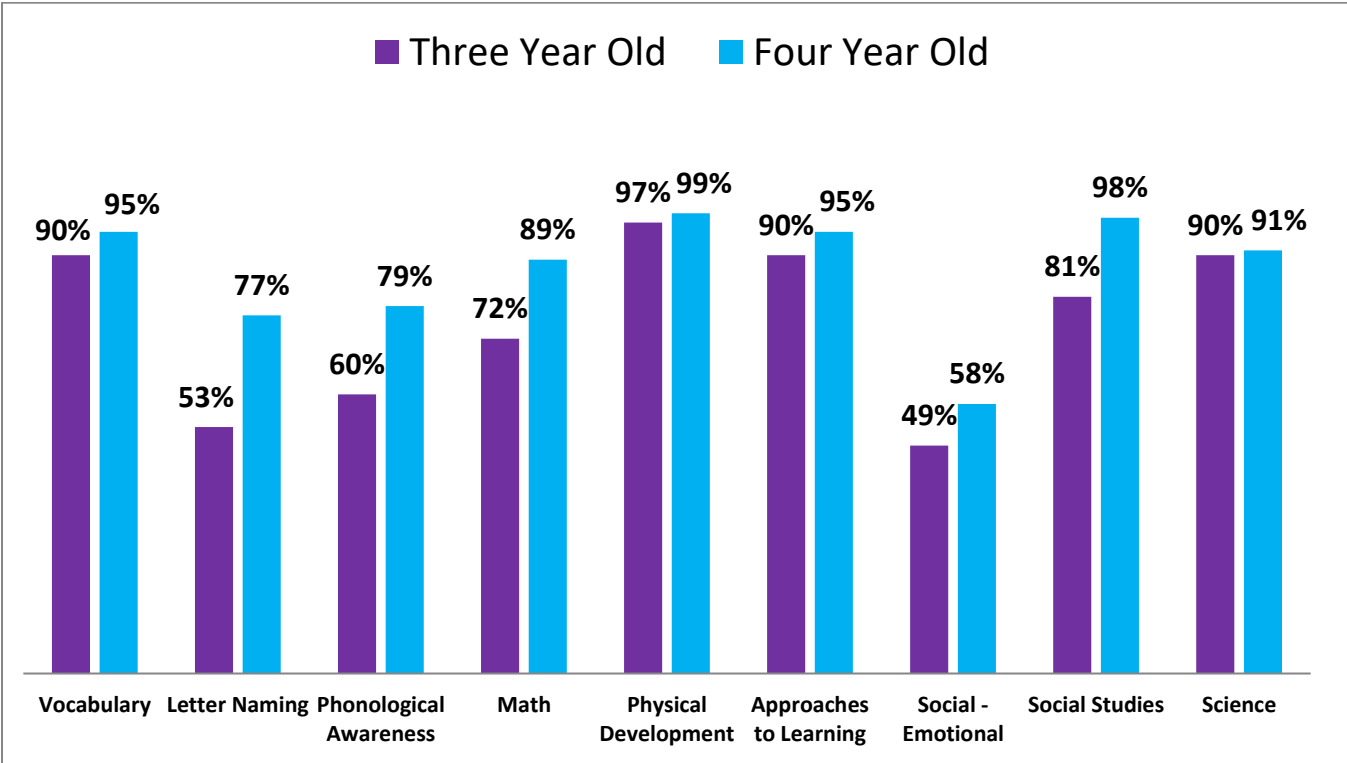
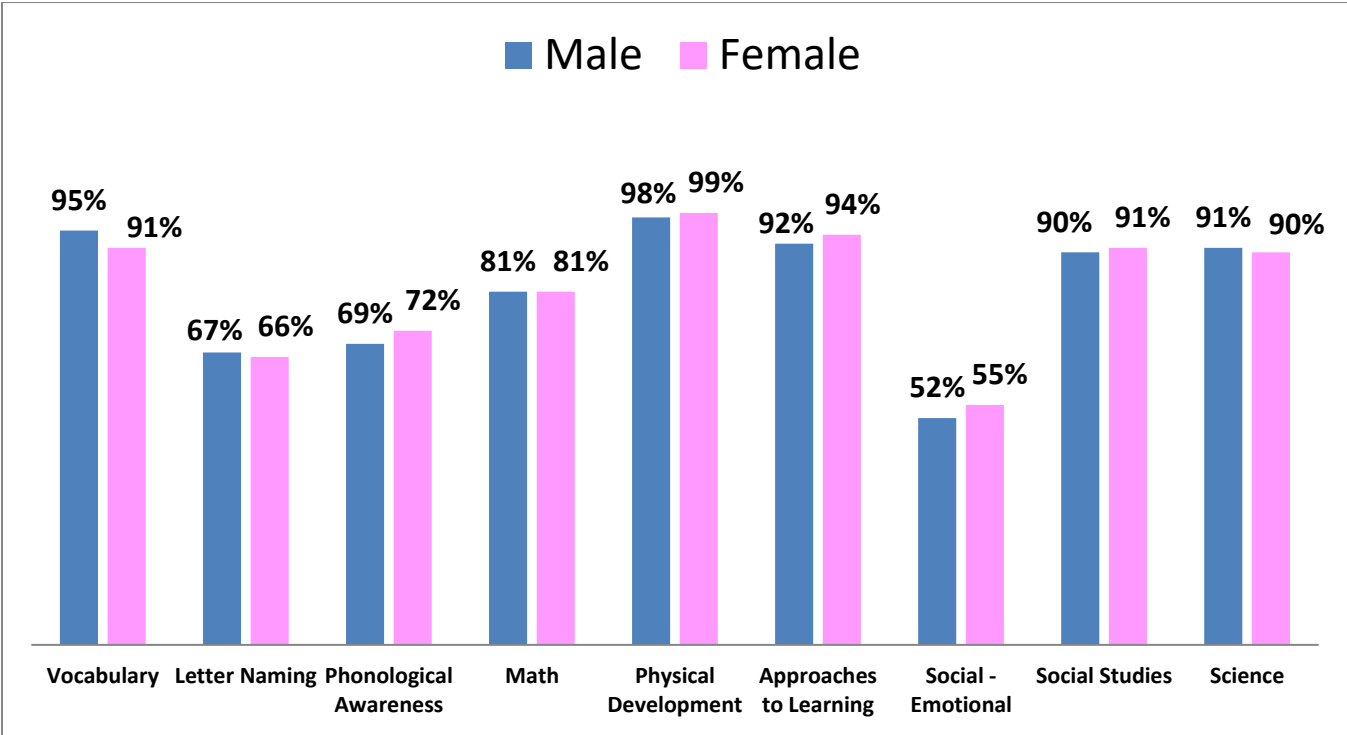


Comparison Data	Beginning of Year	Middle of Year	End of Year
Vocabulary	80%	76%	93%
Letter Naming	25%	47%	66%
Phonological Awareness	45%	61%	71%
Math	46%	69%	81%
Physical Development	82%	95%	98%
Approaches to Learning	71%	92%	93%
Social -Emotional	41%	46%	54%
Social Studies	65%	80%	90%
Science	76%	84%	90%

Percentage represents total number of correct responses for each domain.

CSNT Head Start Frog Street Assessment

Comparison Data – End of Year 2018-2019



Percentage represents total number of correct responses for each domain.

CSNT Head Start – Frog Street Assessment

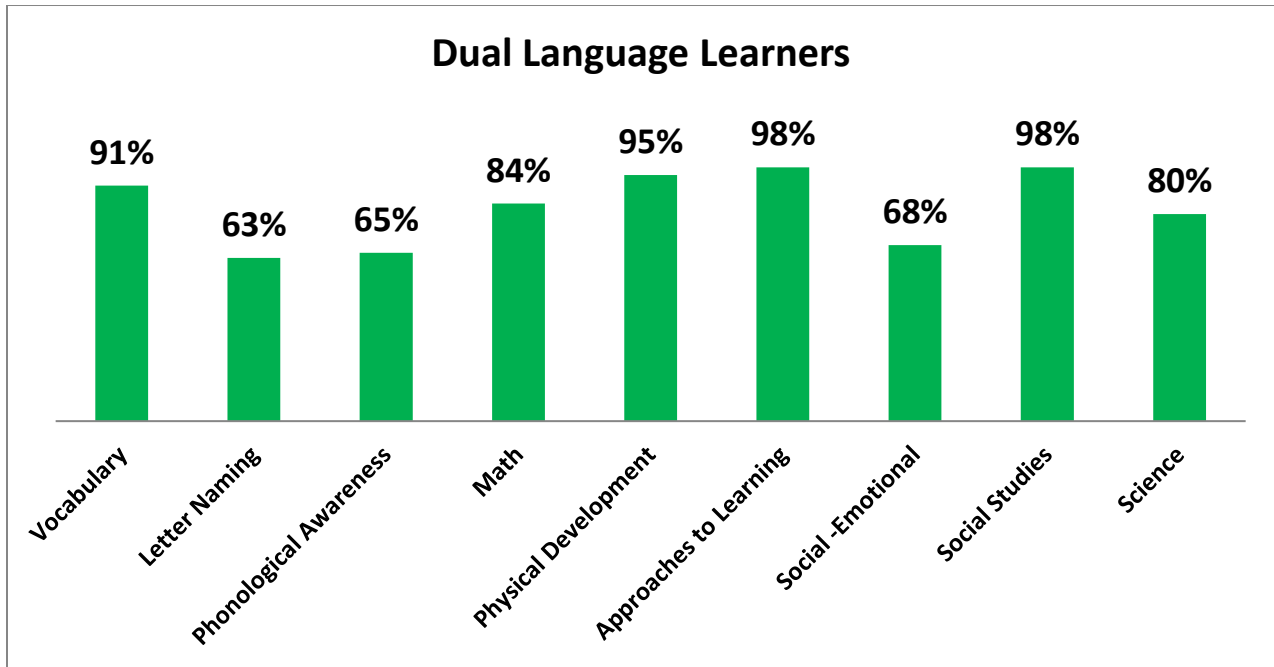
End of Year - Race Comparison Data 2018-2019

Race	White	African American	Two or More	Other
Vocabulary	98%	93%	95%	89%
Letter Naming	96%	67%	61%	41%
Phonological Awareness	89%	71%	76%	52%
Math	99%	81%	82%	76%
Physical Development	100%	99%	96%	90%
Approaches to Learning	97%	93%	92%	85%
Social -Emotional	66%	53%	51%	66%
Social Studies	100%	90%	92%	98%
Science	100%	91%	92%	71%
Total Students Tested	4	128	9	6

Percentage represents total number of correct responses for each domain.

CSNT Head Start Frog Street Assessment

End of Year 2018-2019

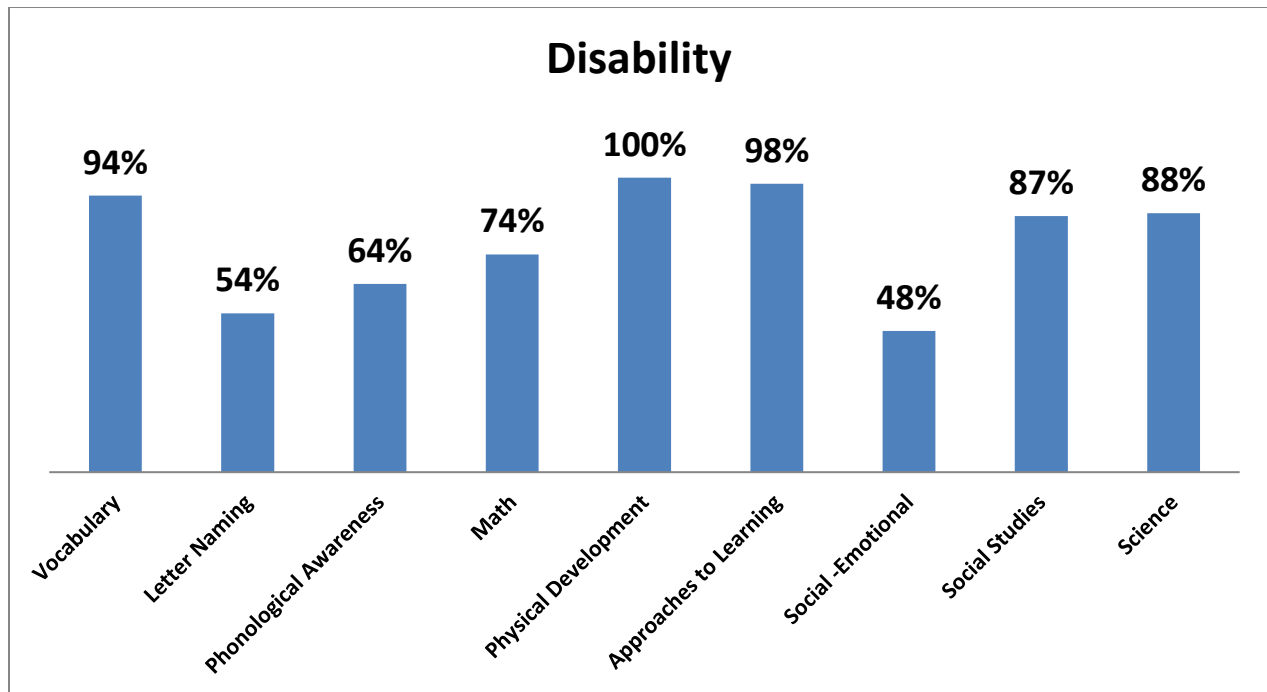


Dual Language Learners	BOY	MOY	EOY
Vocabulary	74%	75%	91%
Letter Naming	37%	50%	63%
Phonological Awareness	51%	55%	65%
Math	46%	72%	84%
Physical Development	90%	94%	95%
Approaches to Learning	77%	90%	98%
Social -Emotional	50%	60%	68%
Social Studies	82%	72%	98%
Science	81%	73%	80%
# Students Tested	6	5	5

Percentage represents total number of correct responses for each domain.

CSNT Head Start Frog Street Assessment

End of Year 2018-2019



Disability	BOY	MOY	EOY
Vocabulary	100%	88%	94%
Letter Naming	79%	52%	54%
Phonological Awareness	67%	65%	64%
Math	84%	68%	74%
Physical Development	100%	95%	100%
Approaches to Learning	100%	63%	98%
Social -Emotional	69%	46%	48%
Social Studies	100%	60%	87%
Science	100%	100%	88%
# Students Tested	1	2	6

Percentage represents total number of correct responses for each domain.