




**Community Services of Northeast Texas, Inc.**  
**Head Start**  
**Policy Council Meeting**  
**Tuesday, April 28, 2020 9:00 am**  
**Zoom Conference Call**  
**Meeting ID: 918-656-9330**  
**Code: 8T2JzV**  
**Linden Administrative Offices**  
**304 East Houston**  
**Linden, Texas**


**CALL TO ASSEMBLY**


*Please rise.*

 **Pledge of Allegiance (US)** – *I pledge allegiance to the flag of the United States of America and to the Republic for which it stands, one nation, under God, indivisible, with liberty and justice for all.*

 **Pledge of Allegiance (TX)** – *Honor the Texas flag; I pledge allegiance to thee, Texas, one state under God, one and indivisible.*

 **Community Action Promise** - *Community Action changes people's lives, embodies the spirit of hope, improves communities, and makes America a better place to live. We care about the entire community, and we are dedicated to Helping People Help themselves and each other.*

 **Our CSNT Mission** – *CSNT applies all available strategies enabling Northeast Texas families to lead improved, empowered, and self-reliant lives.*

 **Our Head Start Vision** – *To provide a system of education and encouragement which results in school-readiness for young children and their families.*

**Invocation**

1. **Call Meeting to Order**
2. **Recognize New Policy Council Members**
3. **Establishment of Quorum**
4. **Approval of Agenda**
5. **Approval of Minutes for March 24, 2020**
6. **Presentations**
  - A. Training – Policy Council Question Bernadette Harris
7. **Reports**
  - A. Financial Report Shelley Mitchell
    - a. Head Start Financial Report April 2020
    - b. Credit Usage Report April 2020
    - c. CACFP Financial Report April 2020
  - B. Head Start Director Report Bernadette Harris
    - a. Head Start Report April 2020
    - b. PIR Report April 2020

**Community Services of Northeast Texas, Inc.**  
**Head Start**  
**Policy Council Meeting**  
**Tuesday, April 28, 2020 9:00 am**  
**Zoom Conference Call**  
**Meeting ID: 918-656-9330**  
**Code: 8T2JzV**  
**Linden Administrative Offices**  
**304 East Houston**  
**Linden, Texas**

C. Executive Director Report

Dan Boyd

**8. Committee Reports**

A. Appoint Committee Member(s)

**9. Action Items**

- A. Discuss and/or Approve Head Start to Early Head Start Conversion Grant #06CH011282/01 – Prorated EHS \$218,461/HS\$1,958,097
- B. Discuss and/or Approve Playground Disposition Form for Head Start Grant #06CH011282/01 \$12,057.19
- C. Discuss and/or Approve Texarkana Independent School District Memorandum of Understanding Changes 2020 - 2021 School Year
- D. Discuss and/or Approve 2020 - 2021 USDA/CACFP Contract
- E. Discuss and/or Approve 2020 - 2021 Nutrition Menus for CACFP Campuses
- F. Discuss and/or Approve 2020 – 2021 Selection Criteria for Head Start and Early Head Start

**10. Discussion Items**

None

**11. Audience Comments**

**12. Executive Session**

**A. Personnel**

**1. New hires and terminations**

Discussion with respect to any matter specifically made confidential by law or regulation. Topics may include, but are not limited to: Approval of new hires, terminations, and employee matters of a confidential nature.

**13. Required Action from Executive Session**

**14. Adjourn**

**Community Services of Northeast Texas, Inc.**  
**Head Start Policy Council Meeting Minutes**  
**Tuesday, March 24, 2020 9:15 am**  
**Linden Administration Offices**  
**304 East Houston Street**  
**Linden, Texas**  
**Conference Call**

PC Attendance	Campus	Title	Sep-19	Oct-19	Dec-19	Jan-20	Feb-20	Mar-20
<b>Chairperson - Cecelia Huff</b>			x		x	x	x	x
<b>Vice Chairperson - Denise Hill</b>			x					
<b>Secretary - Martavius Jones</b>			x			x	x	
Brenda Swisher	Board Liaison/CC	Representative	x	x	x	x		
Cecelia Huff	Bowie County	Representative	x	x	x	x	x	x
LaTronya Andrews	Atlanta	Representative	x			x		x
LaKetha Steger	Atlanta	Alternate						
Madeline McGill	Bloomburg	Representative	x					
Latoya Jones	Bloomburg	Alternate	x		x	x	x	
Peggy Peters	D/LS	Representative	x	x		x	x	x
Tiandra Lee	D/LS	Alternate						
Maria Bello	Hughes Springs	Representative	x					
Wendy Bolton (2/25/2020)	Hughes Springs	Representative					x	x
Eva Reese	Hughes Springs	Alternate						
LaTrina Castleberry	Linden	Representative						
Maria Castillo	Linden	Alternate	x	x				
Denise Hill	Naples	Representative	x	x			x	
Nickie Carrillo	Naples	Alternate						
Candice Mendez	New Boston	Representative	x	x	x			
Madison Cooper	New Boston	Alternate						
Matravius "Lamont" Jones	Pittsburg	Representative	x			x	x	
Chandra Sheppard Duffey	Pittsburg	Alternate						
Teresa Davis	Texarkana	Representative	x					
Jessica Chauncy	Texarkana	Alternate						

**Others in attendance: CSNT Staff:** Dan Boyd, Bernadette Harris, Bridgette Parton, Charlotte Hall and Shelley Mitchell

**1. Call to Order:**

The meeting was called to order by Cecelia Huff, Policy Council Chairperson at 9:24 am, March 25, 2020, on a Conference Call due to COVID-19.

**2. Recognize New Policy Council Members:**

None

**3. Establishment of Quorum:**

Quorum was established with the following Policy Council Members present: Cecelia Huff, LaTronya Andrews, Wendy Bolton and Peggy Peters (came in at 9:32 am).

**4. Approval of Agenda:**

Members reviewed the agenda. LaTronya Andrews moved to accept the agenda with adding Action Item 9D – Discuss and/or Approve Personnel Policy #384 – Administrative Leave. This motion was seconded by Wendy Bolton. The motion was put to a vote with a majority of members voting in favor of by signaling aye. The motion carried.

**5. Approval of Minutes from February 25, 2020:**

LaTronya Andrews moved to accept the minutes of the February 25, 2020 meeting as presented. The motion was seconded by Wendy Bolton. The motion was put to a vote with a majority of members voting in favor of by signaling aye. The motion carried.

**6. Presentations:**

**A. Policy Council Question - Bernadette Harris**

Bernadette Harris reviewed information on the Grant process that was on the data information sheet in the packet.

**7. Reports:**

**A. Financial Report**

Shelley Mitchell gave the report as presented.

**B. Head Start Report**

Bernadette Harris gave the Head Start Report as presented. She also reported how the Districts were handling the COVID-19 outbreak.

**C. Executive Directors Report**

Mr. Boyd entertained the members to come up with better communication ideas during the COVID-19 outbreak.

**8. Committee Reports:**

**A. Appoint Committee Members**

None

**B. Committee Reports**

None

## **9. Action Items:**

- A. Discuss and/or Approve Linden Head Start Playground Disposition \$8,421.90**  
Bernadette Harris reviewed the Linden Head Start Playground Disposition as presented. LaTronya Andrews approved the Linden Head Start Playground Disposition \$8,421.90 as presented. The motion was seconded by Wendy Bolton. The motion was put to a vote with a majority of members voting in favor of by signaling aye. The motion carried.
- B. Discuss and/or Approve to Convert 47 Head Start Slots to 16 Early Head Start Slots**  
Bernadette Harris reviewed the Head Start to Early Head Start Conversion as presented. She stated the slot conversion could range from 41 - 51 slots. The exact number of slots converted will be given when the budget is finalized. Wendy Bolton approved to Convert 47 Head Start Slots to 16 Early Head Start Slots with the understanding that the numbers may change as presented. The motion was seconded by Peggy Peters. The motion was put to a vote with a majority of members voting in favor of by signaling aye. The motion carried.
- C. Discuss and/or Approve Head Start 2% COLA-Quality Improvement Grant Application (\$77,705 COLA & \$137,256 Quality Improvement = Total Grant Application \$214,961 NFS \$53,740)**  
Bernadette Harris reviewed the Cost of Living Allowance and Quality Improvement Grant Application as presented. Peggy Peters approved the Head Start 2% COLA-Quality Improvement Grant Application (\$77,705 COLA & \$137,256 Quality Improvement = Total Grant Application \$214,961 NFS \$53,740) as presented. The motion was seconded by LaTronya Andrews. The motion was put to a vote with a majority of members voting in favor of by signaling aye. The motion carried.
- D. Discuss and/or Approve Personnel Policy #384 – Administrative Leave**  
LaTronya Andrews approved the Personnel Policy #384 – Administrative Leave as presented. The motion was seconded by Peggy Peters. The motion was put to a vote with a majority of members voting in favor of by signaling aye. The motion carried.

## **10. Discussion Items:**

- A. Discuss Progress on Head Start Goals**
- a. Head Start Program Goals 2019-2020**  
Bridgette Parton discussed the Program Goals as presented.
  - b. Discuss Progress on Parent, Family and Community Engagement Goals 2019-2020**

Bridgette Parton discussed the Parent, Family and Community Engagement Goals as presented.

**11. Audience Comments:**

**None**

**12. Executive Session:**

Peggy Peters moved for Policy Council to go into Executive Session at 9:49 am.

Wendy Bolton seconded the motion.

**Discuss new hires, terminations, transfers and employee matters of a confidential nature.**

Peggy Peters made a motion to come back into regular session at 9:50 am.

LaTronya Andrews seconded the motion.

**13. Required Action from Executive Session:**

A motion was made by LaTronya Andrews to accept new hires, transfers, and terminations as presented. The motion was seconded by Peggy Peters. There was no discussion of the matter. The motion was put to a vote with a majority of members voting in favor of by signaling aye. The motion carried.

**14. Adjourn:**

A motion to adjourn was made by Peggy Peters at 10:51 am. The motion was seconded by Wendy Bolton.

**Minutes Submitted by: Bridgette Parton**

**Minutes approved by:**

# Head Start

## Financial Report for the month of April 2020

(March 2020 Expenditures)

<u>Funding Source</u>	<u>Amount Funded</u>	<u>Expenditures</u>	<u>Total To Date</u>	<u>Balance</u>	<u>Monthly Budget</u>	<u>YTD Budget</u>	<u>(Over)/Under</u>
<i>12 month program ending 11-30-2020</i>							
Personnel	\$2,434,092.00	\$188,996.08	\$715,376.28	\$1,718,715.72	\$202,841.00	\$811,364.00	\$95,987.72
Fringe Benefits	\$608,523.00	\$48,896.72	\$213,495.29	\$395,027.71	\$50,710.25	\$202,841.00	(\$10,654.29)
Travel (4120)	\$22,150.00	\$1,426.17	\$5,320.13	\$16,829.87	\$1,845.83	\$7,383.33	\$2,063.20
Equipment	\$56,000.00	\$0.00	\$0.00	\$56,000.00	\$4,666.67	\$18,666.67	\$18,666.67
Supplies	\$250,110.00	\$7,984.20	\$52,978.82	\$197,131.18	\$20,842.50	\$83,370.00	\$30,391.18
Contractual	\$18,330.00	\$0.00	\$0.00	\$18,330.00	\$1,527.50	\$6,110.00	\$6,110.00
Facilities / Construction	\$0.00	\$0.00	\$0.00	\$0.00	\$0.00	\$0.00	\$0.00
Other (4120)	\$23,488.00	\$385.00	\$2,236.80	\$21,251.20	\$1,957.33	\$7,829.33	\$5,592.53
Other (4122)	\$518,171.00	\$48,906.76	\$195,389.38	\$322,781.62	\$43,180.92	\$172,723.67	(\$22,665.71)
<b>Total</b>	<b>\$3,930,864.00</b>	<b>\$296,594.93</b>	<b>\$1,184,796.70</b>	<b>\$2,746,067.30</b>	<b>\$327,572.00</b>	<b>\$1,310,288.00</b>	<b>\$125,491.30</b>
T&TA	\$45,638.00	\$1,811.17	\$7,556.93	\$38,081.07	\$3,803.17	\$15,212.67	\$7,655.74
<b>Total</b>							
USDA Reimbursements through February 2020							\$42,516.61
Estimated USDA Reimbursement for March 2020							\$5,588.27
							<u>\$173,596.18</u>
							Resulting (over)/under with USDA

\* Total Over/Under without USDA

### Accruals:

Actual year end payroll accrual \$10,500.00

<b>Further Analysis</b>	
Number of children	516
Number of classrooms	20

	<u>Amount Funded</u>	<u>Expenditures</u>	<u>Total To Date</u>	<u>Monthly Budget</u>	<u>YTD Budget</u>	<u>(Over)/Under</u>
Per Classroom	\$196,543.20	\$14,829.75	\$59,239.84	\$16,378.60	\$65,514.40	\$6,274.57
Per Child	\$7,617.95	\$574.80	\$2,296.12	\$634.83	\$2,539.32	\$243.20

<b>IN-KIND (Non-Federal Share)</b>				
	<u>Needed</u>	<u>This month</u>	<u>Total</u>	<u>Still need</u>
	\$982,716.00	\$115,760.27	\$501,220.35	\$481,495.65

# Head Start

## Financial Report for the month of April 2020

(November 2019 Expenditures)

<u>Funding Source</u>	<u>Amount Funded</u>	<u>Expenditures</u>	<u>Total To Date</u>	<u>Balance</u>	<u>Monthly Budget</u>	<u>YTD Budget</u>	<u>(Over)/Under</u>
<i>12 month program ending 11-30-2019</i>							
Personnel	\$2,526,710.00	\$336,831.68	\$2,495,903.15	\$30,806.85	\$210,559.17	\$2,526,710.00	\$30,806.85
Fringe Benefits	\$628,820.00	\$56,079.52	\$618,412.94	\$10,407.06	\$52,401.67	\$628,820.00	\$10,407.06
Travel (4120)	\$22,150.00	\$3,535.20	\$23,520.00	(\$1,370.00)	\$1,845.83	\$22,150.00	(\$1,370.00)
Equipment	\$69,671.00	\$12,241.09	\$63,195.09	\$6,475.91	\$5,805.92	\$69,671.00	\$6,475.91
Supplies	\$143,036.00	\$44,259.98	\$163,708.33	(\$20,672.33)	\$11,919.67	\$143,036.00	(\$20,672.33)
Contractual	\$18,005.00	\$7,561.96	\$18,005.00	\$0.00	\$1,500.42	\$18,005.00	\$0.00
Facilities / Construction	\$0.00	\$0.00	\$0.00	\$0.00	\$0.00	\$0.00	\$0.00
Other (4120)	\$23,488.00	\$2,932.33	\$19,127.11	\$4,360.89	\$1,957.33	\$23,488.00	\$4,360.89
Other (4122)	\$498,984.00	\$58,952.33	\$615,731.62	(\$116,747.62)	\$41,582.00	\$498,984.00	(\$116,747.62)
<b>Total</b>	<b>\$3,930,864.00</b>	<b>\$522,394.09</b>	<b>\$4,017,603.24</b>	<b>(\$86,739.24)</b>	<b>\$327,572.00</b>	<b>\$3,930,864.00</b>	<b>(\$86,739.24)</b>
T&TA	\$45,638.00	\$6,467.53	\$42,647.11	\$2,990.89	\$3,803.17	\$45,638.00	\$2,990.89
<b>Total</b>							
USDA Reimbursements through November 2019							\$142,632.90
Estimated USDA Reimbursement for							\$0.00
							<u>\$55,893.66</u>
							Resulting (over)/under with USDA

\* Total Over/Under without USDA

### Accruals:

Actual year end payroll accrual \$00.00

<b>Further Analysis</b>	
Number of children	516
Number of classrooms	20

	<u>Amount Funded</u>	<u>Expenditures</u>	<u>Total To Date</u>	<u>Monthly Budget</u>	<u>YTD Budget</u>	<u>(Over)/Under</u>
Per Classroom	\$196,543.20	\$26,119.70	\$200,880.16	\$16,378.60	\$196,543.20	(\$4,336.96)
Per Child	\$7,617.95	\$1,012.39	\$7,786.05	\$634.83	\$7,617.95	(\$168.10)

<b>IN-KIND (Non-Federal Share)</b>				
	<u>Needed</u>	<u>This month</u>	<u>Total</u>	<u>Still need</u>
	\$982,716.00	\$129,649.39	\$1,411,138.37	(\$428,422.37)



**Community Services of Northeast Texas, Inc.**  
*Credit Usage Report*

**Board Report -April 2020**

Capital One Credit Card

January and February 2020		4,471.72	
Payment due by 03/01/2020	Pd on 03/04/2020	<u>(3,961.44)</u>	
Balance		510.28	Disputing Charge

Sam's Club

Purchases for February 2020		619.20	
Payment due by 03/28/2020	Pd on 03/18/2020	<u>(619.20)</u>	
Balance		-	

Line of Credit

Program	CSBG B	VET Ser NOW	TBRA
Highest March 2020 Balance	40,445.97	700.00	300.00
Current balance	34,097.00	-	-
Exp pay off date	5/31/2020		

In House Line of Credit

Program	CSBG B	CEAP B	VET Ser NOW
Highest February 2020 Balance	185,520.00	200.00	2,360.00
Current balance	-	200.00	-
Exp pay off date		5/31/2020	

TEXANA BANK LOANS

**COMMUNITY COUNCIL OF CASS**  
**Account Number ending in 7789**

**Statement Closing Date 03/08/2020**

Visit [samsclub.com/credit](http://samsclub.com/credit) or Call 1-800-203-5764

Payments must be received by 5pm ET on due date if mailed, or by 11:59pm ET on due date for online and phone payments.

**Account Summary**

<b>Previous Balance</b> as of 02/09/2020	<b>\$614.82</b>
Payments	-614.82
Purchases/Debits	+619.20
<b>New Balance</b> as of 03/08/2020	<b>\$619.20</b>

**Payment Information**

<b>New Balance</b>	<b>\$619.20</b>
<b>Total Minimum</b>	
<b>Payment Due</b>	<b>\$50.00</b>
<b>Payment Due Date</b>	<b>03/28/2020</b>

Credit Limit	\$5,500
Available Credit	\$4,880
Statement Closing Date	03/08/2020
Days in Billing Cycle	29

**Transaction Summary**

Tran	Date	Post	Transaction Reference #	Description	Amount
02/28	02/28		P928000EH01HXR2J6	SAMS CLUB.COM 006279 BENTONVILLE AR	\$619.20
				Total for COMMUNITY COUNCIL OF CASS	\$619.20
02/23	02/23		P928000E9012S5NH1	PAYMENT - THANK YOU	-\$614.82

**Interest Charge Calculation**

Your Annual Percentage Rate (APR) is the annual interest rate on your account. (v) = variable rate

Type of Balance	Expiration Date	Annual Percentage Rate	Balance Subject to Interest Rate	Interest Charge	Balance Method
Regular Purchases	N/A	24.40% (v)	\$0.00	\$0.00	2D

**Cardholder News and Information**

YOUR ANNUAL SAM'S CLUB MEMBERSHIP FEE WILL BE AUTOMATICALLY BILLED TO YOUR CREDIT ACCOUNT NEXT MONTH.

**NOTICE: We may convert your payment into an electronic debit. See reverse side for details, Billing Rights and other important information.**

**MEMBER SERVICE: For Account Information log on to [samsclub.com/credit](http://samsclub.com/credit). This account is registered. See your On-line Administrator to get a User ID & Password. Or call toll-free 1-800-203-5764.**

6709 0001 A7H 1 7 8 200308 PAGE 1 of 3 9280 2000 MP17 01EW6709 26471

Detach and mail this portion with your check. Do not include any correspondence with your check.



**sam's club**

Payment Enclosed: Please use blue or black ink.

Account Number: ~~60462002960789~~

Total Minimum Payment Due	Payment Due Date	New Balance
\$50.00	03/28/2020	\$619.20

\$

New address or email? Print changes on back.



COMMUNITY COUNCIL OF CASS  
 KAY PHILLIPS  
 PO BOX 427  
 LINDEN TX 75563-0427

26471  
 0303



Make Payment to: SAM'S CLUB/SYNCHRONY BANK  
 P.O. BOX 530981  
 ATLANTA, GA 30353-0981



~~000000000000 000000000000 00000000 000000000000~~

COMMUNITY COUNCIL OF CASS

ACCOUNT #: ~~60467002039307789~~

DATE OF SALE #: 200228

P.O. #:

INVOICE#: 000000

AUTHORIZATION #: 001767

CLUB #: 6279

REFERENCE #: P928000EH01HXR2J6

TRANSACTION #: 0

REGISTER #: 89

<u>S.K.U</u>	<u>DESCRIPTION</u>	<u>QUANTITY</u>	<u>UNIT</u>	<u>PRICE</u>	<u>EXT. PRICE</u>
	MERCHANDISE/CONS UMABLES	1.000	EA	\$619.2000	\$619.20
<b>SUB \$619.20</b>		<b>TAX \$0.00</b>		<b>TOTAL INVOICE</b>	<b>\$619.20</b>
				<b>CREDITS TOTAL</b>	<b>\$0.00</b>
				<b>BALANCE DUE</b>	<b>\$619.20</b>



25200360 - 000858 - 0001 - 0002 - 7

CAPITAL ONE CARD SERVICES  
CORPORATE CARD  
PO BOX 60024  
NEW ORLEANS LA 70160-0024

CAPITAL ONE, N.A.  
CORPORATE CARD  
P.O. BOX 60024  
NEW ORLEANS LA 70160-0024

COMMUNITY SERVICES  
CSNT INC  
PO BOX 427  
LINDEN TX 75563-0427

ACCOUNT NUMBER	XXXX XXXX XXXX <del>7041</del>
PAYMENT DUE DATE	03-01-20
MINIMUM PAYMENT	\$4,471.72
NEW BALANCE	\$4,471.72

AMOUNT  
ENCLOSED \$


\*\*T0001132

~~0700025808014403104850971209402028~~

Please tear payment coupon at perforation.

### STATEMENT MESSAGES

Your total finance charge paid for 2019 was \$362.77.




### CORPORATE ACCOUNT SUMMARY

CORPORATE ACCOUNT NUMBER

XXXXXXXXXXXX ~~7041~~

CLOSING DATE	02-05-20	PREVIOUS BALANCE	3,104.86
PAYMENT DUE DATE	03-01-20	PURCHASES AND OTHER CHARGES	4,471.72
CREDIT LIMIT	10,000	CASH ADVANCES	.00
AVAILABLE CREDIT		CREDITS	.00
		PAYMENTS	3,104.86-
FOR CUSTOMER SERVICE CALL: 1-866-772-4497		LATE PAYMENT CHARGES	.00
		CASH ADVANCE FEE	.00
SEND BILLING INQUIRIES TO: CAP ONE COMMERCIAL MASTERCARD P.O. BOX 84012 COLUMBUS GA 31908-4012		FINANCE CHARGES	.00
		OVERLIMIT FEES	.00
		<b>NEW BALANCE</b>	<b>4,471.72</b>
		MINIMUM PAYMENT DUE	4,471.72
		DISPUTED AMOUNT	.00



ACCT. NUMBER: xxxx xxxx xxxx <del>040</del>			
CREDIT LIMIT	10,000.00	CASH ADVANCE BALANCE	.00
NEW BALANCE	4,471.72	MINIMUM PAYMENT DUE	4,471.72
AVAILABLE CREDIT	5,528.28	PAYMENT DUE DATE	03-01-20

FINANCE CHARGE SUMMARY				
	AVERAGE DAILY BALANCE	MONTHLY PERIODIC RATE	CORRESPONDING ANNUAL PERCENTAGE RATE	PERIODIC FINANCE CHARGE
PURCHASES	\$0.00	0.9783%	11.74%	\$0.00
CASH ADVANCES	\$0.00	1.4992%	17.99%	\$0.00
ANNUAL PERCENTAGE RATE*: 11.74%				
Periodic rates may vary				
Number of days in billing cycle:				31
* Cash Advance Fees will cause the APR for Cash Advances & Checks to appear overstated.				

CORPORATE ACCOUNT ACTIVITY				
COMMUNITY SERVICES OF NORTHEAS xxxx-xxxx-xxxx- <del>040</del>			TOTAL CORPORATE ACTIVITY \$3,104.86 CR	
Post Date	Trans Date	Reference Number	Transaction Description	Amount
01-22	01-21	75528020021298000590016	PAYMENT RECEIVED -- THANK YOU	3,104.86 PY

INDIVIDUAL CARDHOLDER ACTIVITY					
DAN LUCKY BOYD xxxx-xxxx-xxxx- <del>040</del>		CREDITS \$0.00	PURCHASES \$4,471.72	CASH ADV \$0.00	TOTAL ACTIVITY \$4,471.72
Post Date	Trans Date	Reference Number	Transaction Description	Amount	
01-07	01-06	55429500006637297353095	CACFP.ORG 5128508278 MD	950.00	
01-08	01-07	55432860007200288666496	RESERVATIONS*ALOFT DAL 855-956-2201 CT	510.28	
01-14	01-13	55432860013200789351491	CCI*HOTEL RES 800-468-3578 TX	2,901.46	
02-03	01-31	75470690033121704084454	HABITAT SUITES HOTEL AUSTIN TX 1000197405	109.98	
			ARRIVAL: 01-30-20		

**RECEIVED**  
 FEB 18 2020  
 BY: *KN*

# HEAD START NUTRITION PROGRAM

*April 2020 Financial Report*

For the month of March 2020

## CACFP

	<u>Expenditures</u>	<u>Total To Date</u>
Operating Labor	\$ 6,132.46	39,154.73
Administrative Labor	1,275.98	6,522.39
Food	9,161.67	51,506.31
Supplies & Equipment	399.87	4,448.15
Purchased Services	-	0.00
Financial Costs	-	0.00
Media Costs	-	0.00
Operating Org Cost	130.83	755.83
Other	-	0.00
Total	<u>\$ 17,100.81</u>	<u>\$ 102,387.41</u>

TDHS REVENUE                      5,588.27              80,299.64 (Income Starts October 2019)

# CSNT Head Start Monthly Report

Program Year 01 2020 06CH011282/01 2020

CSNT HS Report  
Revised 2/21/17

## Attendance/Enrollment

	December	January	February	March	April	May	June	July	August	September	October	November
Funded Enrollment	516	516	516	516								
# additional students (partnerships)	9	11	9	7								
% with Special Needs	6%	7%	8%	7%								
ADA Funded Enrolled* (516)	516	516	516	516								
Enrollment (w/additional students)	525	527	525	523								
Present/ Absent	476/49	477/50	471/54	469/54								
* If below 85% (Why) -	NA	NA	NA	NA	NA	NA	NA	NA	NA	NA	NA	NA

## Non-Federal Share

\$965,823 \$464,593 \$501,230 48% Needed

	December	January	February	March	April	May	June	July	August	September	October	November
<b>\$501,230</b>	\$ 122,595	\$ 132,053	\$ 130,822	\$115,760								

## Admin Expenditures (including non-federal share)

*Should not be above 15%	December	January	February	March	April	May	June	July	August	September	October	November
<b>12%</b>	\$ 37,765	\$ 98,536	\$ 150,027	\$ 200,628								

## Meals/Reimbursements

\$48,105	December	January	February	March	April	May	June	July	August	September	October	November
# of service days	14	18	19	11								
# of meals served	5,496	6,924	7,014	2,504								
CACFP Reimbursement	\$ 12,081	\$ 15,143	\$ 15,293	\$ 5,588								

## Program Monitoring

	December	January	February	March	April	May	June	July	August	September	October	November
# Child Files Reviewed	195	195	141	20								
# Classrooms Observed	42	47	73	32								
Incomes Verified	15	6	4	0								
# Parents Interviewed	20	4	10	0								
# of Staff interviewed	0	18	14	0								
# Bus Routes Observed	3	1	2	0								
# Staff Files Reviewed	5	0	0	0								
# Community Contacts	11	68	72	0								
# of Findings Corrected	38	22	30	0								

## Annual Self-Assessment Findings

Date: Week of 2/18/2020 Completed 0/00/00

	December	January	February	March	April	May	June	July	August	September	October	November
# of findings	2	3	3	3								
# findings corrected	2	0	0	0								
# findings remaining	0	3	3	3								

## Annual Detailed Monitoring Findings

Week of 1/17/2020 Completed 0/00/00

	December	January	February	March	April	May	June	July	August	September	October	November
# of findings	7	9	9	9								
# findings corrected	7	2	5	5								
# findings remaining	0	7	4	4								

## Program Updates

Following Instructions from CDC and OHS for COVID-19  
Started Closures March 16, 2020  
Schools Closed for the Remainder of the School Year

PIR Snapshot	Total	Percentage
<b>Report: Head Start PIR Snapshot (Grid)</b>		
<b>PIR: Head Start 2019-2020</b>		
<b>Section: a. Total Funded Enrollment</b>		
Number of enrollment slots that the program is funded to serve.	516	100%
<b>Section: b. Funded Enrollment by Program Option</b>		
Center-Based	516	100%
Home-Based	0	0%
Combination	0	0%
Family Child Care	0	0%
Locally Designed	0	0%
<b>Section: c. Detail - Center-based Funded Enrollment</b>		
Center-based Part Day (4 days per week)	0	0% of Center-based Total
Center-based Full Day (4 days per week > 6 Hours per Day)	0	0% of Center-based Total
Center-based Part Day (5 days per week)	516	100% of Center-based Total
Center-based Full Day (5 days per week > 6 Hours per Day)	0	0% of Center-based Total
<b>Section: d. Total Cumulative Enrollment</b>		
Actual number of children served by the program throughout the entire year, inclusive of enrollees who left during the program year and the enrollees who filled those empty places. Due to turnover, more children and families may receive Head Start services cumulatively throughout the program year (all of whom are reported in the PIR) than indicated by the funded enrollment numbers.	580	100% of participants
<b>Section: e. Participants By Age</b>		
Two Years Old	0	0% of cumulative enrollment
Three Years Old	261	45% of cumulative enrollment
Four Years Old	319	55% of cumulative enrollment
Five Years Old and Older	0	0% of cumulative enrollment
<b>Section: f. Homelessness Services</b>		
Total Number of children experiencing homelessness that were served during the enrollment year	39	6.72% of cumulative enrollment
<b>Section: g. Foster Care</b>		
Total number of enrolled children who were in foster care at any point in the program year	20	3.45% of cumulative enrollment
<b>Section: h. Prior Enrollment of Children</b>		
Second Year	161	27.76% of cumulative enrollment
Three (or more) Years	0	0% of cumulative enrollment
<b>Section: i. Ethnicity</b>		
Hispanic or Latino Origin	99	17.07% of cumulative enrollment
Non-Hispanic or Non-Latino Origin	481	82.93% of cumulative enrollment
<b>Section: j. Race</b>		
American Indian or Alaska Native	3	0.52% of cumulative enrollment
Asian	6	1.03% of cumulative enrollment
Black or African American	277	47.76% of cumulative enrollment
Native Hawaiian or Pacific Islander	1	0.17% of cumulative enrollment
White	185	31.9% of cumulative enrollment
Biracial or Multi-Racial	62	10.69% of cumulative enrollment
Other Race	46	7.93% of cumulative enrollment
Unspecified Race	0	0% of cumulative enrollment



### Section: k. Language

English	530	91.38% of cumulative enrollment
Spanish	47	8.1% of cumulative enrollment
Central American, South American, or Mexican Languages	0	0% of cumulative enrollment
Caribbean Languages	0	0% of cumulative enrollment
Middle Eastern or South Asian Languages	0	0% of cumulative enrollment
East Asian	0	0% of cumulative enrollment
Native North American or Alaska Native Languages	0	0% of cumulative enrollment
Pacific Island Languages	0	0% of cumulative enrollment
European or Slavic Languages	0	0% of cumulative enrollment
African Languages	0	0% of cumulative enrollment
Other Languages	0	0% of cumulative enrollment
Unspecified Language	3	0.52% of cumulative enrollment

### Section: l. Health Services

Children With Health Insurance At Start of Enrollment	552	63.79% of cumulative enrollment
Children With Health Insurance At End of Enrollment	370	63.79% of cumulative enrollment
Children With A Medical Home At Start of Enrollment	540	93.1% of cumulative enrollment
Children With A Medical Home At End of Enrollment	230	39.66% of cumulative enrollment
Children With up-to-date Immunizations or all possible immunizations to date, or exempt at start of enrollment	570	98.28% of cumulative enrollment
Children With up-to-date Immunizations or all possible immunizations to date, or exempt at end of enrollment	566	97.59% of cumulative enrollment
Children with a dental home at start of enrollment	526	90.69% of cumulative enrollment
Children with a dental home at end of enrollment	230	39.66% of cumulative enrollment

### Section: m. Disability Services

Children with an Individualized Education Program (IEP), indicating they were determined eligible to receive special education and related services	49	8.45% of cumulative enrollment
---	----	--------------------------------

### Section: n. Family Services

Total Number of Families	541	100% of total families
Families Who Received at Least One Family Service	330	61% of total families

### Section: o. Specific Services

Emergency or Crisis Intervention	19	3.51% of total families
Housing Assistance	14	2.59% of total families
Mental Health Services	2	0.37% of total families
English as a Second Language (ESL) Training	11	2.03% of total families
Adult Education	47	8.69% of total families
Job Training	13	2.4% of total families
Substance Abuse Prevention	2	0.37% of total families
Substance Abuse Treatment	1	0.18% of total families
Child Abuse and Neglect Services	5	0.92% of total families
Domestic Violence Services	2	0.37% of total families
Child Support Assistance	6	1.11% of total families
Health Education	277	51.2% of total families
Assistance to Families of Incarcerated Individuals	2	0.37% of total families
Parenting Education	279	51.57% of total families
Relationship or Marriage Education	7	1.29% of total families

**BUDGET INFORMATION - Non-Construction Programs**

OMB Number: 4040-0006  
Expiration Date: 02/28/2022

**SECTION A - BUDGET SUMMARY**

Grant Program Function or Activity (a)	Catalog of Federal Domestic Assistance Number (b)	Estimated Unobligated Funds		New or Revised Budget		
		Federal (c)	Non-Federal (d)	Federal (e)	Non-Federal (f)	Total (g)
1. Head Start: Program Operations	93.600	\$	\$	\$ 1,551,874	\$ 391,619	\$ 1,943,493
2. Head Start: TTA	93.600		0	14,604	0	14,604
3. Early Head Start: Program Operations	93.600			170,205	43,692	213,897
4. Early Head Start: TTA	93.600			4,564	0	4,564
<b>5. Totals</b>		\$ 0	\$ 0	\$ 1,741,247	\$ 435,311	\$ 2,176,558

**SECTION B - BUDGET CATEGORIES**

6. Object Class Categories	GRANT PROGRAM, FUNCTION OR ACTIVITY				Total (5)
	(1) Head Start: Program Operations	(2) Head Start: TTA	(3) Early Head Start: Program Operations	(4) Early Head Start: TTA	
<b>a. Personnel</b>	\$ 1,004,363	\$	\$ 94,851	\$ 0	\$ 1,099,214
<b>b. Fringe Benefits</b>	251,091	0	23,713	0	274,804
<b>c. Travel</b>		9,960	0	2,190	12,150
<b>d. Equipment</b>	34,550	0	11,325	0	45,875
<b>e. Supplies</b>	53,963	600	16,100	164	70,827
<b>f. Contractual</b>	18,330	0	0	0	18,330
<b>g. Construction</b>	0	0	0	0	0
<b>h. Other</b>	189,577	4,044	24,216	2,210	220,047
<b>i. Total Direct Charges (sum of 6a-6h)</b>	1,551,874	14,604	170,205	4,564	\$ 1,741,247
<b>j. Indirect Charges</b>	0	0	0	0	\$ 0
<b>k. TOTALS (sum of 6i and 6j)</b>	\$ 1,551,874	\$ 14,604	\$ 170,205	\$ 4,564	\$ 1,741,247
<b>7. Program Income</b>	\$	\$	\$	\$	\$

**SECTION C - NON-FEDERAL RESOURCES**

(a) Grant Program		(b) Applicant	(c) State	(d) Other Sources	(e)TOTALS
8.	Head Start: Program Operations	\$ 391,619	\$	\$	\$ 391,619
9.	Head Start: TTA				0
10.	Early Head Start: Program Operations	43,692			43,692
11.	Early Head Start: TTA				0
<b>12. TOTAL (sum of lines 8-11)</b>		\$ 435,311	\$ 0	\$ 0	\$ 435,311

**SECTION D - FORECASTED CASH NEEDS**

	Total for 1st Year	1st Quarter	2nd Quarter	3rd Quarter	4th Quarter
13. Federal	\$ 1,741,247	\$ 0	\$ 0	\$ 870,623	\$ 870,624
14. Non-Federal	\$ 435,311	0	0	217,656	217,655
<b>15. TOTAL (sum of lines 13 and 14)</b>	\$ 2,176,558	\$ 0	\$ 0	\$ 1,088,279	\$ 1,088,279

**SECTION E - BUDGET ESTIMATES OF FEDERAL FUNDS NEEDED FOR BALANCE OF THE PROJECT**

(a) Grant Program	FUTURE FUNDING PERIODS (YEARS)			
	(b)First	(c) Second	(d) Third	(e) Fourth
16.	\$	\$	\$	\$
17.				
18.				
19.				
<b>20. TOTAL (sum of lines 16 - 19)</b>	\$	\$	\$	\$

**SECTION F - OTHER BUDGET INFORMATION**


21. Direct Charges:		22. Indirect Charges:	
23. Remarks:			

## Playground Disposition Form for Head Start

Location	Description of Playground	Condition (Poor, Fair, Good, Excellent)	Disposition Process	Policy Council and Governing Board Approval Date	Estimated Monetary Value
Linden Head Start	2015 London Bridge Play Structure (\$17,387.00) – American Parks - For Children Ages 2-5	Good	Potential sale to School District where equipment is located	4/28/2020	Estimated Depreciated Value - \$8,693.50
Linden Head Start	2015 Custom Shade Canopy (\$3,342.00) – American Parks - For Children Ages 2-5	Good	Potential sale to School District where equipment is located	4/28/2020	Estimated Depreciated Value - \$103.95
Linden Head Start	2015 Rubber Mulch (\$10,450.00) – American Parks	Good	Potential sale to School District where equipment is located	4/28/2020	Estimated Depreciated Value - \$3135.00
Linden Head Start	2015 Landscape Timbers and Wear Mats (\$2,394.00) – American Parks	Good	Potential sale to School District where equipment is located	4/28/2020	Estimated Depreciated Value - \$124.74
<b>TOTAL COST</b>					<b>\$12,057.19</b>
<b><u>Justification of sale</u></b>					
<p>This playground equipment was purchased for Linden Head Start children ages 3-4. These slots are being converted to Early Head Start slots at another location. The School District where the equipment is located is still offering Pre-kindergarten services and could use the equipment. If the District does not purchase the equipment, CSNT Head Start will move the equipment to another location. Costs to move the playground is very expensive and would cost as much as a new playground.</p>					

**Justification**  
**Summary of Changes to Texarkana ISD Partnership**  
**Grantee #06CH011282/01**

Date	Description
<b>Updates to CSNT/TISD Partnership MOU and Teacher Contract with the 2020-2021 School Year</b>	
<b>CSNT will:</b>	
	Hire (1) Campus Director, (2) Additional Teaching Assistants, and (4) Family Service Workers to implement Head Start services at the Dunbar Campus
	Contract w/TISD to provide (8) certified Teachers to implement Head Start services in (8) ISD Head Start/Pre-K Classrooms at a cost of \$18,000 per Teacher per year for a total of \$144,000
	Contract w/TISD to provide (8) certified Teacher Assistants to assist Teachers in implementing Head Start services in (8) ISD Head Start/Pre-K Classrooms at a cost of \$8,000 per Teacher Assistant per year for a total of \$64,000
	Provide for half of the supplies and materials needed for the (8) ISD Head Start/Pre-K Classrooms
<b>TISD will:</b>	
	Hire Campus staff that will partner with the Head Start Campus Director to implement Head Start services in (8) ISD Head Start/Pre-K Classrooms at the Dunbar Campus
	Hire (8) certified Teachers to implement Head Start services in (8) ISD Head Start/Pre-K Classrooms
	Hire (8) certified Teacher Assistants to assist Teachers in implementing Head Start services in (8) ISD Head Start/Pre-K Classrooms
	Provide for half of the supplies and materials needed for the (8) ISD Head Start/Pre-K Classrooms



# Community Services Head Start 2020/ 20201 Menu

## Cylce One

+ MEANS A GOOD SOURCE OF VITAMIN A

\* MEANS A GOOD SOURCE OF VITAMIN C

The quantities of food specified are the minimum serving size for children ages 3-5 based on the Child and Adult Food Program

Component size		MONDAY	TUESDAY	WEDNESDAY	THURSDAY	FRIDAY
<b>Milk</b> - 3/4 c / 1/2 pt. <b>Fruit/vegetable</b> - 1/2 c <b>Grain</b> - 1/2 oz. eq. <b>Meat/ma</b> - maybe served 3 times a week in place of grain	BREAKFAST	MILK MANGO*+ TOAST /jelly	MILK STRAWBERRIES* WG PANCAKE**	MILK ORANGE SLICES* SAUSAGE BISCUIT	MILK BANANA WG CEREAL	MILK MANDARIN ORANGE / MIX* CINNAMON TOAST
<b>Milk</b> - 3/4 c or 1/2 pt. <b>Vegetable</b> - 1/4 c <b>Fruit</b> - 1/4 c <b>Grain</b> - 1/2 oz eq. <b>Meat/ma</b> - 1 1/2 oz eq.	LUNCH	MILK PEAS & CARROTS*+ ROSIE PEARS CHICKEN SALAD BOAT	MILK BROCCOLI *+ PEACHES GRILLED CHEESE SANDWICH	MILK TATOR TOTS MIXED BERRIES*+ SLOPPY JOE SANDWICH	MILK GREEN BEANS FRESH FRUIT MAC & CHEESE / 1 OZ OF TURKEY	MILK TROPICAL FRUIT * MONSTER MARINARA
<b>Serve 2 of the 5</b> <b>Milk</b> - 1/2 c <b>Vegetable</b> - 1/2 c <b>Fruit</b> - 1/2 c <b>Grain</b> -1/2 oz eq. <b>Meat/ma</b> - 1/2 oz	PM SNACK	APPLESAUCE * WG ENGLISH MUFFIN WATER	SNOW PEAS* YOGURT DIP WATER	1/2 SUNBUTTER SANDWICH WATER	BROCCOLI & CAULIFLOWER SALAD*+ WG BREAD STICK WATER	SUPER DRINK* WG CRACKERS WATER


**Milk is served with Breakfast and Lunch.** ( Lactose free milk is served for children with milk allergies that have a Doctor statement)

**The Milk we serve is 1/2 pint of 1% Unflavored, white.**

\*\* CN Product

Example of Sesonal Fresh Fruit: Berries, Melon, Apple, Banana, Peach, Pineapple, Orange, Nectarine, Mangos, Kiwi, or Plum

\*\*\* We served 1/2 cup water with our pm snacks



# Community Services Head Start 2020/ 20201 Menu

## Cycle Two

+ MEANS A GOOD SOURCE OF VITAMIN A

\* MEANS A GOOD SOURCE OF VITAMIN C

The quantities of food specified are the minimum serving size for children ages 3-5 based on the Child and Adult Food Program

Component size		MONDAY	TUESDAY	WEDNESDAY	THURSDAY	FRIDAY
<b>Milk</b> - 3/4 c / 1/2 pt. <b>Fruit/vegetable</b> - 1/2 c <b>Grain</b> - 1/2 oz. eq. <b>Meat/ma</b> - maybe served 3 times a week in place of grain	BREAKFAST	MILK PEACHES 1/2 TOAST 1/2 BOILED EGG	MILK MANDARIN ORANGE* YOGURT	MILK MIXED BERRY*+ WG PANCAKE**	MILK BANANA WG CEREAL	MILK COOKED APPLES* BISCUIT & GRAVY
<b>Milk</b> - 3/4 c or 1/2 pt. <b>Vegetable</b> - 1/4 c <b>Fruit</b> - 1/4 c <b>Grain</b> - 1/2 oz eq. <b>Meat/ma</b> - 1 1/2 oz eq.	LUNCH	MILK MANGO*+ JAMMIN JAMBALAYA*	MILK GREEN SALAD w/ diced tomatoes*+ ROSIE PEARS BEEF SOFT TACO	MILK COLESLAW*+ PINTO BEANS CORNBREAD FISH**	MILK PEAS & CARROTS*+ PINEAPPLE TIDBITS* BREADSTICK BBQ CHICKEN	MILK GREEN BEANS ROSIE APRICOTS*+ PASTITSIO
<b>Serve 2 of the 5</b> <b>Milk</b> - 1/2 c <b>Vegetable</b> - 1/2 c <b>Fruit</b> - 1/2 c <b>Grain</b> -1/2 oz eq. <b>Meat/ma</b> - 1/2 oz	PM SNACK	CHEESE TOAST WATER	TORTILLA CHIPS REFRIED BEANS WATER	SCOBBY DOO GRAHAM CRACKERS CHEESE WATER	APPLESAUCE* GOLDFISH CRACKERS WATER	DRY FRUIT* ENGLISH MUFFIN w/jelly

**Milk is served with Breakfast and Lunch.** ( Lactose free milk is served for children with milk allergies that have a Doctor statement)


**The Milk we serve is 1/2 pint of 1% Unflavored, white.**

\*\* CN Product

EXAMPLE OF SEASONAL FRESH FRUIT : Berries, Melon, Apple, Banana, Peach, Pineapple, Orange, Nectarine, Mangos, Kiwi, or Plum

\*\*\* We served 1/2 cup water with our pm snacks





# Community Services Head Start 2020/ 20201 Menu

## Cycle Three

+ MEANS A GOOD SOURCE OF VITAMIN A

\* MEANS A GOOD SOURCE OF VITAMIN C

The quantities of food specified are the minimum serving size for children ages 3-5 based on the Child and Adult Food Program

Component size		MONDAY	TUESDAY	WEDNESDAY	THURSDAY	FRIDAY
<b>Milk</b> - 3/4 c / 1/2 pt. <b>Fruit/vegetable</b> - 1/2 c <b>Grain</b> - 1/2 oz. eq. <b>Meat/ma</b> - maybe served 3 times a week in place of grain	BREAKFAST	MILK DRY FRUIT* WG CEREAL	MILK BERRY*+ GOLDEN PORRIDGE	MILK ORANGE SLICES* BISCUIT & GRAVY	MILK DICED PEARS WG PANCAKE**	MILK FRUITY WHEEL*
<b>Milk</b> - 3/4 c or 1/2 pt. <b>Vegetable</b> - 1/4 c <b>Fruit</b> - 1/4 c <b>Grain</b> - 1/2 oz eq. <b>Meat/ma</b> - 1 1/2 oz eq.	LUNCH	MILK TATOR TOTS PEAS & CARROTS*+ BROWN RICE SALSBURY STEAK**	MILK FIESTA CORN TROPICAL FRUIT* CHICKEN & CHEESE QUESADILLA	MILK SPINACH SALAD*+ PINEAPPLE TIDBITS* CORNBREAD CHILI	MILK GREEN BEANS PEACHES CHICKEN SPAGHETTI	MILK GREEN SALAD w/ diced tomatoes*+ COOKED CINNAMON APPLES* ENGLISH MUFFIN CHEESE PIZZA
<b>Serve 2 of the 5</b> <b>Milk</b> - 1/2 c <b>Vegetable</b> - 1/2 c <b>Fruit</b> - 1/2 c <b>Grain</b> -1/2 oz eq. <b>Meat/ma</b> - 1/2 oz	PM SNACK	FRUIT PARFAIT* WATER	TOMATO SALSA*+ TORTILLA CHIPS WATER	SUNBUTTER on a ENGLISH MUFFIN WATER	FRESH FRUIT * GOLDFISH CRACKERS WATER	BROCCOLI & CAULIFLOWER SALAD*+ WW CRACKERS


EXAMPLE OF SEASONAL FF

The Milk we serve is 1/2 pint of 1% Unfloavored, white.

\*\* CN Product

Milk is served with Breakfast and Lunch. ( Lactose free milk is served for children with milk allergies that have a Doctor statement)

\*\*\* We served 1/2 cup water with our pm snacks



# Community Services Head Start 2020/ 20201 Menu

## Cycle Four

+ MEANS A GOOD SOURCE OF VITAMIN A

\* MEANS A GOOD SOURCE OF VITAMIN C

The quantities of food specified are the minimum serving size for children ages 3-5 based on the Child and Adult Food Program

Component size		MONDAY	TUESDAY	WEDNESDAY	THURSDAY	FRIDAY
<b>Milk</b> - 3/4 c / 1/2 pt. <b>Fruit/vegetable</b> - 1/2 c <b>Grain</b> - 1/2 oz. eq. <b>Meat/ma</b> - maybe served 3 times a week in place of grain	BREAKFAST	MILK PEACHES PANCAKES**	MILK DICED PEARS CINNAMON TOAST	MILK DRY FRUIT* YOGURT	MILK BANANA SAUSAGE BISCUIT	MILK FRUIT WHEELS*
<b>Milk</b> - 3/4 c or 1/2 pt. <b>Vegetable</b> - 1/4 c <b>Fruit</b> - 1/4 c <b>Grain</b> - 1/2 oz eq. <b>Meat/ma</b> - 1 1/2 oz eq.	LUNCH	MILK MANGOS*+ SUMMER SIZZLER*+	MILK SPINACH SALAD/ tomatoes*+ PINEAPPLE/BERRY*+ CHILI CORN CHIP BAKE	MILK COLESLAW*+ TATOR TOTS CORNBREAD FISH**	MILK GREEN SALAD/ tomatoes*+ MIX FRUIT BEEF & CHEESE NACHOES	MILK CARROTS+ PEACHES CHICKEN SALAD BOAT
<b>Serve 2 of the 5</b> <b>Milk</b> - 1/2 c <b>Vegetable</b> - 1/2 c <b>Fruit</b> - 1/2 c <b>Grain</b> -1/2 oz eq. <b>Meat/ma</b> - 1/2 oz	PM SNACK	BREADSTICK SUNBUTTER WATER	APPLESAUCE* SCOBBY DOO GRAHAM CRACKERS WATER	TORTILLA CHIPS REFRIED BEANS WATER	FRESH FRUIT* HONEY YOGURT DIP WATER	WG CRACKERS BOILED EGG WATER


EXAMPLE OF SEASONAL FF

The Milk we serve is 1/2 pint of 1% Unfloavored, white.

\*\* CN Product

Milk is served with Breakfast and Lunch. ( Lactose free milk is served for children with milk allergies that have a Doctor statement)

\*\*\* We served 1/2 cup water with our pm snacks



# Community Services Head Start 2020/ 20201 Menu

## Cycle Five

+ MEANS A GOOD SOURCE OF VITAMIN A

\* MEANS A GOOD SOURCE OF VITAMIN C

The quantities of food specified are the minimum serving size for children ages 3-5 based on the Child and Adult Food Program

Component size		MONDAY	TUESDAY	WEDNESDAY	THURSDAY	FRIDAY
<b>Milk</b> - 3/4 c / 1/2 pt. <b>Fruit/vegetable</b> - 1/2 c <b>Grain</b> - 1/2 oz. eq. <b>Meat/ma</b> - maybe served 3 times a week in place of grain	BREAKFAST	MILK COOKED CINNAMON APPLES* WG PANCAKE*	MILK ORANGE SLICES* CINNAMON ENGLISH MUFFIN	MILK BANANA TOAST BOILED EGG	MILK MANDARIN ORANGES BISCUIT/jelly	MILK BERRY*+ YOGURT
<b>Milk</b> - 3/4 c or 1/2 pt. <b>Vegetable</b> - 1/4 c <b>Fruit</b> - 1/4 c <b>Grain</b> - 1/2 oz eq. <b>Meat/ma</b> - 1 1/2 oz eq.	LUNCH	MILK PINTO BEANS TROPICAL FRUIT*+ GRILLED CHEESE SANDWICH	MILK CHEESEY BROCCOLI & CAULIFLOWER*+ PEARS PASTITISIO	MILK SPINACH SALAD *+ PINEAPPLE TIDBITS BREADSTICK BBQ CHICKEN	MILK ROSIE APPLESAUCE* MONSTER MARINARA	MILK GREEN BEANS MANGOS*+ BROWN RICE SALSBURY STEAK**
<b>Serve 2 of the 5</b> <b>Milk</b> - 1/2 c <b>Vegetable</b> - 1/2 c <b>Fruit</b> - 1/2 c <b>Grain</b> -1/2 oz eq. <b>Meat/ma</b> - 1/2 oz	PM SNACK	BROCCOLI & CAULIFLOWER SALAD*+ WG CRACKERS WATER	FRUIT PARFAIT* WATER	APPLE SLICES* GOLDFISH CRACKERS WATER	CHEESEY TOAST WATER	CUCUMBER SLICES CHEESE WATER


EXAMPLE OF SEASONAL FF

The Milk we serve is 1/2 pint of 1% Unflavored, white.

\*\* CN Product

Milk is served with Breakfast and Lunch. ( Lactose free milk is served for children with milk allergies that have a Doctor statement)

\*\*\* We served 1/2 cup water with our pm snacks



# Community Services Head Start 2020/ 20201 Menu

## Cycle Six

+ MEANS A GOOD SOURCE OF VITAMIN A

\* MEANS A GOOD SOURCE OF VITAMIN C

The quantities of food specified are the minimum serving size for children ages 3-5 based on the Child and Adult Food Program

Component size		MONDAY	TUESDAY	WEDNESDAY	THURSDAY	FRIDAY
<b>Milk</b> - 3/4 c / 1/2 pt. <b>Fruit/vegetable</b> - 1/2 c <b>Grain</b> - 1/2 oz. eq. <b>Meat/ma</b> - maybe served 3 times a week in place of grain	BREAKFAST	MILK PINEAPPLE TIDBITS SAUSAGE BISCUIT	MILK APRICOTS*+ PANCAKE	MILK APPLE SLICES* 1/2 CHEESEY TOAST	MILK BANANA GOLDEN PORRIDGE	MILK MANDARIN ORANGES*+ CINNAMON ENGLISH MUFFIN
<b>Milk</b> - 3/4 c or 1/2 pt. <b>Vegetable</b> - 1/4 c <b>Fruit</b> - 1/4 c <b>Grain</b> - 1/2 oz eq. <b>Meat/ma</b> - 1 1/2 oz eq.	LUNCH	MILK PEAS & CARROTS*+ TROPICAL FRUIT*+ MAC & CHEESE 1 OZ TURKEY	MILK GREEN BEANS TATOR TOTS SLOPPY JOE	MILK SPINACH SALAD / tomatoes*+ PEACHES CHICKEN SPAGHETTI	MILK SNOW PEAS*+ PEARS TURKEY AND CHEESE SANDWICH	MILK APPLE SLICES* BREADSTICK CHICKEN & VEGETABLE* SOUP
<b>Serve 2 of the 5</b> <b>Milk</b> - 1/2 c <b>Vegetable</b> - 1/2 c <b>Fruit</b> - 1/2 c <b>Grain</b> -1/2 oz eq. <b>Meat/ma</b> - 1/2 oz	PM SNACK	TOMATO SALSA*+ TORTILLA CHIPS WATER	SUPER DRINK* 2 WG CRACKERS WATER	CUCUMBER SLICES CHEESE WATER	DRY FRUIT* HONEY YOGURT DIP WATER	1/2 SUNBUTTER SANDWICH WATER


**Milk is served with Breakfast and Lunch.** ( Lactose free milk is served for children with milk allergies that have a Doctor statement)

**The Milk we serve is 1/2 pint of 1% Unflavored, white.**

\*\* CN Product

EXAMPLE OF SEASONAL FRESH FRUIT : Berries, Melon, Apple, Banana, Peach, Pineapple, Orange, Nectarine, Mangos, Kiwi, or Plum

\*\*\* We served 1/2 cup water with our pm snacks



# Community Services Early Head Start 2020/ 20201 Menu

## Cylce One

+ MEANS A GOOD SOURCE OF VITAMIN A

\* MEANS A GOOD SOURCE OF VITAMIN C

The quantities of food specified are the minimum serving size for children ages 12 month - 36 months based on the Child and Adult Food Program

Component size		MONDAY	TUESDAY	WEDNESDAY	THURSDAY	FRIDAY
<b>Milk</b> - 1/2 c <b>Fruit/vegetable</b> - 1/ 4c <b>Grain</b> - 1/2 oz. eq. <b>Meat/ma</b> - maybe served 3 times a week inplace of grain	BREAKFAST	MILK BANANA TOAST /jelly	MILK STRAWBERRIES* WG PANCAKE**	MILK ORANGE SLICES* SAUSAGE BISCUIT	MILK BANANA WG CEREAL	MILK MANDARIN ORANGE* CINNAMON TOAST
<b>Milk</b> - 1/2c <b>Vegetable</b> - 1/8 c <b>Fruit</b> - 1/8 c <b>Grain</b> - 1/2 oz eq. <b>Meat/ma</b> - 1 oz eq.	LUNCH	MILK PEAS & CARROTS*+ ROSIE PEARS CHICKEN SALAD BOAT	MILK DICED BROCCOLI *+ PEACHES GRILLED CHEESE SANDWICH	MILK TATOR TOTS MIXED BERRIES*+ SLOPPY JOE SANDWICH	MILK GREEN BEANS FRESH FRUIT MAC & CHEESE / 1 OZ OF TURKEY	MILK TROPICAL FRUIT * MONSTER MARINARA
<b>Serve 2 of the 5</b> <b>Milk</b> - 1/2 c <b>Vegetable</b> - 1/2 c <b>Fruit</b> - 1/2 c <b>Grain</b> -1/2 oz eq. <b>Meat/ma</b> - 1/2 oz	PM SNACK	APPLESAUCE * WG ENGLISH MUFFIN WATER	SNOW PEAS* YOGURT DIP WATER	1/2 SUNBUTTER SANDWICH WATER	BROCCOLI & CAULIFLOWER SALAD*+ GOLDFISH CRACKERS WATER	SUPER DRINK* WG CRACKERS WATER


**Milk is served with Breakfast and Lunch.** ( Lactose free milk is served for children with milk allergies that have a Doctor statement)

**The Milk we serve** is whole Unflavored to 1-2 years of age: 2-3 years of age we serve 1% Unflavored milk.

\*\* CN Product

**Example of Seasonal Fresh Fruit:** Berries, Melon, Apple, Banana, Peach, Pinapple, Orange, Nectarine, Mango, Kiwi, or Plum

\*\*\* We served 1/2 cup water with our pm snacks



# Community Services Early Head Start 2020/ 20201 Menu

## Cycle Two

+ MEANS A GOOD SOURCE OF VITAMIN A

\* MEANS A GOOD SOURCE OF VITAMIN C

The quantities of food specified are the minimum serving size for children ages 12 month - 36 months based on the Child and Adult Food Program

Component size	MONDAY	TUESDAY	WEDNESDAY	THURSDAY	FRIDAY
<b>BREAKFAST</b> Milk - 1/2c Fruit/vegetable - 1/2 c Grain- 1/2 oz. eq. Meat/ma- maybe served 3 times a week in place of grain	MILK PEACHES 1/2 TOAST 1/2 BOILED EGG	MILK MANDARIN ORANGE* YOGURT	MILK MIXED BERRY*+ WG PANACAKE**	MILK BANANA WG CEREAL	MILK COOKED APPLES* BISCUIT w/jelly
<b>LUNCH</b> Milk - 1/2c 1/8 c 1/8 c oz eq. Meat/ma - 1 oz eq. <b>Vegetable- Fruit- Grain- 1/2</b>	MILK MANGO*+ JAMMIN JAMBALAYA*	MILK GREEN SALAD w/ diced tomatoes*+ ROSIE PEARS BEEF SOFT TACO	MILK COLESLAW*+ PINTO BEANS CORNBREAD FISH**	MILK PEAS & CARROTS*+ PINEAPPLE TIDBITS* WW BREAD BBQ CHICKEN	MILK GREEN BEANS ROSIE APRICOTS*+ PASTITSIO
<b>PM SNACK</b> Serve 2 of the 5 Milk - 1/2 c Vegetable - 1/2 c Fruit - 1/2 c Grain -1/2 oz eq. Meat/ma - 1/2 oz	CHEESE TOAST WATER	FRITOS REFRIED BEANS WATER	SCOBBO DOO GRAHAM CRACKERS CHEESE WATER	APPLESAUCE* GOLDFISH CRACKERS WATER	BERRIES* ENGLISH MUFFIN w/jelly


**Milk is served with Breakfast and Lunch.** ( Lactose free milk is served for children with milk allergies that have a Doctor statement)

The Milk we serve is whole Unflavored to 1-2 years of age: 2-3 years of age we serve 1% Unflavored milk.

\*\* CN Product

EXAMPLE OF SEASONAL FRESH FRUIT : Berries, Melon, Apple, Banana, Peach, Pineapple, Orange, Nectarine, Mangos, Kiwi, or Plum

\*\*\* We served 1/2 cup water with our pm snacks



# Community Services Early Head Start 2020/ 20201 Menu

## Cycle Three

+ MEANS A GOOD SOURCE OF VITAMIN A

\* MEANS A GOOD SOURCE OF VITAMIN C

The quantities of food specified are the minimum serving size for children ages 12 month -36 months based on the Child and Adult Food Program

Component size		MONDAY	TUESDAY	WEDNESDAY	THURSDAY	FRIDAY
<b>Milk</b> - 1/2c <b>Fruit/vegetable</b> - 1/2 c <b>Grain</b> - 1/2 oz. eq. <b>Meat/ma</b> - maybe served 3 times a week in place of grain	<b>BREAKFAST</b>	MILK FRESH FRUIT* WG CEREAL	MILK BERRY*+ GOLDEN PORRIDGE	MILK ORANGE SLICES* BISCUIT w/ jelly	MILK DICED PEARS WG PANCAKE**	MILK FRUITY WHEEL*
<b>Milk</b> - 1/2c <b>Vegetable</b> - 1/8 c <b>Fruit</b> - 1/8 c <b>Grain</b> - 1/2 oz eq. <b>Meat/ma</b> - 1 oz eq.	<b>LUNCH</b>	MILK TATOR TOTS PEAS & CARROTS*+ BROWN RICE SALSBURY STEAK**	MILK FIESTA CORN TROPICAL FRUIT* CHICKEN & CHEESE QUESADILLA	MILK SPINACH SALAD*+ PINEAPPLE TIDBITS* CORNBREAD CHILI	MILK GREEN BEANS PEACHES CHICKEN SPAGHETTI	MILK GREEN SALAD w/ diced tomatoes*+ COOKED CINNAMON APPLES* ENGLISH MUFFIN CHEESE PIZZA
<b>Serve 2 of the 5</b> <b>Milk</b> - 1/2 c <b>Vegetable</b> - 1/2 c <b>Fruit</b> - 1/2 c <b>Grain</b> -1/2 oz eq. <b>Meat/ma</b> - 1/2 oz	<b>PM SNACK</b>	FRUIT PARFAIT* WATER	TOMATO SALSA*+ FRITOS WATER	SUNBUTTER on a ENGLISH MUFFIN WATER	FRESH FRUIT * GOLDFISH CRACKERS WATER	BROCCOLI & CAULIFLOWER SALAD*+ WW CRACKERS


**Milk is served with Breakfast and Lunch.** ( Lactose free milk is served for children with milk allergies that have a Doctor statement)

The Milk we serve is whole Unflavored to 1-2 years of age: 2-3 years of age we serve 1% Unflavored milk.

\*\* CN Product

EXAMPLE OF SEASONAL FRESH FRUIT : Berries, Melon, Apple, Banana, Peach, Pineapple, Orange, Nectarine, Mangos, Kiwi, or Plum

\*\*\* We served 1/2 cup water with our pm snacks



# Community Services Early Head Start 2020/ 20201 Menu

## Cycle Four

+ MEANS A GOOD SOURCE OF VITAMIN A

\* MEANS A GOOD SOURCE OF VITAMIN C

The quantities of food specified are the minimum serving size for children ages 12 month - 36 months based on the Child and Adult Food Program

Component size		MONDAY	TUESDAY	WEDNESDAY	THURSDAY	FRIDAY
<b>Milk</b> - 1/2 c <b>Fruit/vegetable</b> - 1/2 c <b>Grain</b> - 1/2 oz. eq. <b>Meat/ma</b> - maybe served 3 times a week in place of grain	<b>BREAKFAST</b>	MILK PEACHES PANCAKES**	MILK DICED PEARS CINNAMON TOAST	MILK BERRY* YOGURT	MILK BANANA SAUSAGE BISCUIT	MILK FRUIT WHEELS*
<b>Milk</b> - 1/2c <b>Vegetable</b> - 1/8 c <b>Fruit</b> - 1/8 c <b>Grain</b> - 1/2 oz eq. <b>Meat/ma</b> - 1 oz eq.	<b>LUNCH</b>	MILK MANGOS*+ SUMMER SIZZLER*+	MILK SPINACH SALAD/ tomatoes*+ PINEAPPLE/BERRY*+ CHILI CORN CHIP BAKE	MILK COLESLAW*+ TATOR TOTS CORNBREAD FISH**	MILK GREEN SALAD/ tomatoes*+ MIX FRUIT BEEF & CHEESE NACHOS	MILK CARROTS+ PEACHES CHICKEN SALAD BOAT
<b>Serve 2 of the 5</b> <b>Milk</b> - 1/2 c <b>Vegetable</b> - 1/2 c <b>Fruit</b> - 1/2 c <b>Grain</b> -1/2 oz eq. <b>Meat/ma</b> - 1/2 oz	<b>PM SNACK</b>	WG CRACKERS SUNBUTTER WATER	APPLESAUCE* SCOBBY DOO GRAHAM CRACKERS WATER	FRITOS REFRIED BEANS WATER	FRESH FRUIT* HONEY YOGURT DIP WATER	WG CRACKERS BOILED EGG WATER

**Milk is served with Breakfast and Lunch.** ( Lactose free milk is served for children with milk allergies that have a Doctor statement)


**The Milk we serve** is whole Unflavored to 1-2 years of age: 2-3 years of age we serve 1% Unflavored milk.

\*\* CN Product

EXAMPLE OF SEASONAL FRESH FRUIT : Berries, Melon, Apple, Banana, Peach, Pineapple, Orange, Nectarine, Mangos, Kiwi, or Plum

\*\*\* We served 1/2 cup water with our pm snacks





# Community Services Early Head Start 2020/ 20201 Menu

## Cycle Five

+ MEANS A GOOD SOURCE OF VITAMIN A

\* MEANS A GOOD SOURCE OF VITAMIN C

The quantities of food specified are the minimum serving size for children ages 12 month -36 months based on the Child and Adult Food Program

Component size		MONDAY	TUESDAY	WEDNESDAY	THURSDAY	FRIDAY
<b>Milk</b> - 1/2 c <b>Fruit/vegetable</b> - 1/2 c <b>Grain</b> - 1/2 oz. eq. <b>Meat/ma</b> - maybe served 3 times a week in place of grain	BREAKFAST	MILK COOKED CINNAMON APPLES* WG PANCAKE*	MILK ORANGE SLICES* CINNAMON ENGLISH MUFFIN	MILK BANANA TOAST BOILED EGG	MILK MANDARIN ORANGES* BISCUIT/jelly	MILK BERRY*+ YOGURT
<b>Milk</b> -1/2 c <b>Vegetable</b> - 1/8 c <b>Fruit</b> - 1/8 c <b>Grain</b> - 1/2 oz eq. <b>Meat/ma</b> - 1 oz eq.	LUNCH	MILK PINTO BEANS TROPICAL FRUIT*+ GRILLED CHEESE SANDWICH	MILK CHEESEY BROCCOLI & CAULIFLOWER*+ PEARS PASTITISIO	MILK SPINACH SALAD *+ PINEAPPLE TIDBITS WW BREAD BBQ CHICKEN	MILK ROSIE APPLESAUCE* MONSTER MARINARA	MILK GREEN BEANS MANGOS*+ BROWN RICE SALSBURY STEAK**
<b>Serve 2 of the 5</b> <b>Milk</b> - 1/2 c <b>Vegetable</b> - 1/2 c <b>Fruit</b> - 1/2 c <b>Grain</b> -1/2 oz eq. <b>Meat/ma</b> - 1/2 oz	PM SNACK	BROCCOLI & CAULIFLOWER SALAD*+ WG CRACKERS WATER	FRUIT PARFAIT* WATER	APPLE SLICES* GOLDFISH CRACKERS WATER	CHEESEY TOAST WATER	CUCUMBER SLICES CHEESE WATER


**Milk is served with Breakfast and Lunch.** ( Lactose free milk is served for children with milk allergies that have a Doctor statement)

The Milk we serve is whole Unflavored to 1-2 years of age: 2-3 years of age we serve 1% Unflavored milk.

\*\* CN Product

EXAMPLE OF SEASONAL FRESH FRUIT : Berries, Melon, Apple, Banana, Peach, Pineapple, Orange, Nectarine, Mangos, Kiwi, or Plum

\*\*\* We served 1/2 cup water with our pm snacks



# Community Services Early Head Start 2020/ 20201 Menu

## Cycle Six

+ MEANS A GOOD SOURCE OF VITAMIN A

\* MEANS A GOOD SOURCE OF VITAMIN C

The quantities of food specified are the minimum serving size for children ages 12 month - 36 months based on the Child and Adult Food Program

Component size		MONDAY	TUESDAY	WEDNESDAY	THURSDAY	FRIDAY
<b>Milk</b> - 1/2 c <b>Fruit/vegetable</b> - 1/2 c <b>Grain</b> - 1/2 oz. eq. <b>Meat/ma</b> - maybe served 3 times a week in place of grain	BREAKFAST	MILK PINEAPPLE TIDBITS SAUSAGE BISCUIT	MILK APRICOTS*+ PANCAKE	MILK APPLE SLICES* 1/2 CHEESEY TOAST	MILK BANANA GOLDEN PORRIDGE	MILK MANDARIN ORANGES*+ CINNAMON ENGLISH MUFFIN
<b>Milk</b> - 1/2 c <b>Vegetable</b> - 1/8 c <b>Fruit</b> - 1/8 c <b>Grain</b> - 1/2 oz eq. <b>Meat/ma</b> - 1 oz eq.	LUNCH	MILK PEAS & CARROTS*+ TROPICAL FRUIT*+ MAC & CHEESE 1 OZ TURKEY	MILK GREEN BEANS TATOR TOTS SLOPPY JOE	MILK SPINACH SALAD / tomatoes*+ PEACHES CHICKEN SPAGHETTI	MILK TOMATO SLICES*+ PEARS TURKEY AND CHEESE SANDWICH	MILK APPLE SLICES* WG CRACKERS CHICKEN & VEGETABLE* SOUP
<b>Serve 2 of the 5</b> <b>Milk</b> - 1/2 c <b>Vegetable</b> - 1/2 c <b>Fruit</b> - 1/2 c <b>Grain</b> -1/2 oz eq. <b>Meat/ma</b> - 1/2 oz	PM SNACK	SCOBBY DOO GRAHAM CRACKERS SUNBUTTER WATER	SUPER DRINK* 2 WG CRACKERS WATER	CUCUMBER SLICES CHEESE WATER	FRESH FRUIT* HONEY YOGURT DIP WATER	1/2 SUNBUTTER SANDWICH WATER

**Milk is served with Breakfast and Lunch.** ( Lactose free milk is served for children with milk allergies that have a Doctor statement)

**The Milk we serve** is whole Unflavored to 1-2 years of age: 2-3 years of age we serve 1% Unflavored milk.

\*\* CN Product

EXAMPLE OF SEASONAL FRESH FRUIT : Berries, Melon, Apple, Banana, Peach, Pineapple, Orange, Nectarine, Mangos, Kiwi, or Plum

\*\*\* We served 1/2 cup water with our pm snacks

# Community Services Of Northeast Tex Eligibility Configuration

## Selection Criteria 2020-2021

Applies to:

- Community Services Of Northeast Tex - Head Start 2020 - 2021
- Community Services Of Northeast Tex - Head Start 2019 - 2020

### Automatically assign points based on Income

---

Foster	200
Homeless	200
Public Assistance	200
0 - 50%	85
51 - 75%	75
76 - 100%	65
101 - 130%	15
131 - 150%	10
151 - 400%	5

### Automatically assign points based on Class Age

---

0 - 35 mo	0
36 - 41 mo	65
42 - 47 mo	75
48 - 53 mo	85
54 - 59 mo	95

Participant is not eligible if 60 months old or older on the school-year cut-off date.

### Other Eligibility Criteria

---

#### Attending and/or attended Early Head Start or ECI

95 Yes

#### SNAPS Medicaid, CCMS, WIC

80 Yes

#### Parental Status

105	Grandparent raising grandchild
95	Guardian
90	One Parent/Dad
85	One Parent/Mom
75	Two Parent

#### Disability

100	Diagnosed Disability with IEP
85	Suspected Disability with explanation
0	No Diagnosed Disability

#### Child with sibling enrolled in the program

70 Yes

#### Open case with CPS

40 Yes

#### Over income with a Disability

100 Yes

#### 4 Year old with a disability with an IEP

20 Yes

#### 3 Year old with a disability with an IEP

25 Yes

#### Homeless, Foster, or Public Assistance

100 Yes

# Community Services Of Northeast Tex

## Eligibility Configuration

### Selection Criteria 2020-2021

#### Other Eligibility Criteria

---

ESL

100 Yes

Active Military

100 Yes

Former Foster Child

100 Yes

Three Year old in Naples/New Boston/Pittsburg

40 Yes

Parent Under the Age of 23

40 Yes

Parent Currently Incarcerated

40 Yes

# Community Services Of Northeast Tex Eligibility Configuration

## EHS Selection Criteria 2020-2021

Applies to:

- Community Services Of Northeast Tex - Head Start 2020 - 2021
- Community Services Of Northeast Tex - Head Start 2019 - 2020

### Automatically assign points based on Income

---

Foster	200
Homeless	200
Public Assistance	200
0 - 50%	85
51 - 75%	75
76 - 100%	65
101 - 130%	15
131 - 150%	10
151 - 400%	5

### Automatically assign points based on Class Age

---

0 - 11 mo	75
12 - 23 mo	85
24 - 36 mo	95

Participant is not eligible if 36 months old or older on the school-year cut-off date.

### Other Eligibility Criteria

---

#### SNAPS Medicaid, CCMS, WIC

80 Yes

#### Parental Status

105	Grandparent raising grandchild
95	Guardian
90	One Parent/Dad
85	One Parent/Mom
75	Two Parent

#### Disability

100	Diagnosed Disability with IEP/IFSP
85	Suspected Disability with explanation
0	No Diagnosed Disability

#### Child with sibling enrolled in the Head Start program

70 Yes

#### Open case with CPS

40 Yes

#### Over income with a Disability

100 Yes

#### Homeless, Foster, or Public Assistance

100 Yes

#### ESL

100 Yes

#### Active Military

100 Yes

#### Former Foster Child

100 Yes

#### Teen Parent

40 Yes

# Community Services Of Northeast Tex

## Eligibility Configuration

EHS Selection Criteria 2020-2021

Other Eligibility Criteria

---

Parent Currently Incarcerated

40      Yes