




Community Services of Northeast Texas, Inc.
Head Start
Policy Council Meeting
Tuesday, January 24, 2023 9:00 am
Linden Administrative Offices
304 East Houston
Linden, Texas


CALL TO ASSEMBLY


Please rise.

 **Pledge of Allegiance (US)** – *I pledge allegiance to the flag of the United States of America and to the Republic for which it stands, one nation, under God, indivisible, with liberty and justice for all.*

 **Pledge of Allegiance (TX)** – *Honor the Texas flag; I pledge allegiance to thee, Texas, one state under God, one and indivisible.*

 **Community Action Promise** - *Community Action changes people's lives, embodies the spirit of hope, improves communities, and makes America a better place to live. We care about the entire community, and we are dedicated to Helping People Help themselves and each other.*

 **Our CSNT Mission** – *CSNT applies all available strategies enabling Northeast Texas families to lead improved, empowered, and self-reliant lives.*

 **Our Head Start Vision** – *To provide a system of education and encouragement which results in school-readiness for young children and their families.*

Invocation

1. **Call Meeting to Order**
2. **Recognize New Policy Council Members**
3. **Establishment of Quorum**
4. **Approval of Agenda**
5. **Approval of Minutes for December 7, 2022**
6. **Presentations**
 - A. Eligibility Final Rule Training Misty Van Hooser
7. **Reports**
 - A. Financial Report Shelley Mitchell
 - a. Head Start Financial Report January 2023
 - b. Credit Usage Report January 2023
 - c. CACFP Financial Report January 2023
 - B. Head Start Director Report Bernadette Harris
 - a. Head Start Report January 2023
 - b. PIR January 2023
 - C. Executive Director Report Dan Boyd

Community Services of Northeast Texas, Inc.
Head Start
Policy Council Meeting
Tuesday, January 24, 2023 9:00 am
Linden Administrative Offices
304 East Houston
Linden, Texas

8. Committee Reports

- A. Appoint Committee Member(s)
 - a. Health Services Advisory Committee Meeting
 - b. ERSEA Committee Meeting
 - c. School Readiness Committee Meeting

9. Action Items

None

10. Discussion Items

- A. Discuss CLASS Fall 2022 Data
- B. Discuss Head Start Program Goals Fall 2022 Progress
- C. Discuss Head Start HVAC Unit Replacements – Pittsburg Campus Head Start Grant \$12,000 Approved PY04 Budget American Recovery Plan (ARP) C-6 Funds - \$2,100 Grantee 06CH011282/04

11. Audience Comments

12. Executive Session

A. Personnel

1. New hires and terminations

Discussion with respect to any matter specifically made confidential by law or regulation. Topics may include, but are not limited to: Approval of new hires, terminations, and employee matters of a confidential nature.

13. Required Action from Executive Session

14. Adjourn

**Community Services of Northeast Texas, Inc.
Head Start Policy Council Meeting Minutes
Wednesday, December 7, 2022 9:00 am
Linden Community Building
301 East Houston Street
Linden, Texas**

PC Attendance	Campus	Title	Sep-22	Oct-22	Dec-22
Chairperson - Cecelia Huff			x	x	x
Vice Chairperson - Martavius Jones			x		
Secretary - Carlos Johnson			x	x	x
Cecelia Huff	Board Liaison/BC	Representative	x	x	x
Sheran West	Morris County	Representative	x		x
Mary Hurd	Atlanta	Representative	x		
La'Kimya Pinson	Atlanta	Alternate			
Marissa Jones	Bloomburg	Representative	x		
Megan Hervey	Bloomburg	Alternate	x	x	x
Kathrine Smith	D/LS	Representative			
Krista Huffman	D/LS	Alternate			
Chyenne Battensby	Hughes Springs EHS	Representative	x	x	x
Sonia Abbasi	Hughes Springs EHS	Alternate			
	Naples	Representative			
	Naples	Alternate			
Carlos Johnson	New Boston	Representative	x	x	x
Vicki Taylor	New Boston	Alternate			
Martavius Jones	Pittsburg	Representative	x		
Tara Petty	Pittsburg	Alternate		x	
	Texarkana	Representative			
Ramisha Jeffery	Texarkana	Alternate			

Others in attendance: CSNT Staff: Bernadette Harris, Bridgette Parton, Crew Dykes, Charlotte Hall, Shirley Baker, Susan Horner and Patricia Richardson

1. Call to Order:

The meeting was called to order by Cecelia Huff, Policy Council Chairperson at 9:08 am, December 7, 2022, in the Linden Community Building.

2. Recognize New Policy Council Members:

None

3. Establishment of Quorum:

Quorum was established with the following Policy Council Members present: Cecelia Huff, Chyenne Battensby, Megan Hervey, Carlos Johnson and Sheran West.

4. Approval of Agenda:

Members reviewed the agenda. Presentation 6A will be moved to the January 24, 2023 meeting. Chyenne Battensby moved to accept the agenda with moving Presentation 6A to January 24, 2023 meeting. This motion was seconded by Carlos Johnson. The motion was put to a vote with a majority of members voting in favor of by signaling aye. The motion carried.

5. Approval of Minutes from October 25, 2022:

Sheran West moved to accept the minutes of October 25, 2022 meeting as presented. The motion was seconded by Chyenne Battensby. The motion was put to a vote with a majority of members voting in favor of by signaling aye. The motion carried.

6. Presentations:

A. Eligibility Final Rule Training

Moved to January 24, 2023

B. 2022 Detailed Monitoring Questions

Shirley Baker interviewed the Policy Council Members and asked the focus area two questions.

7. Reports:

A. Financial Report

Bernadette Harris gave the Financial Report as presented.

B. Head Start Report

Bernadette Harris gave the Head Start Report as presented.

C. Executive Directors Report

None

8. Committee Reports:

A. Appoint Committee Members

None

9. Action Items:

A. Discuss and/or Approve Disposition of two Head Start Buses Grant#06CH011282/04

Bernadette Harris reviewed the bus disposition as presented. Chyenne Battensby moved to approve the Disposition of two Head Start Buses Grant#06CH011282/04 as presented. Carlos Johnson seconded the motion. The motion was put to a vote with a majority of members voting in favor by signaling aye. The motion carried.

10. Discussion Items:

A. Discuss School Readiness Performance Fall 2022 Data

Bernadette Harris reviewed the School Readiness Performance Fall 2022 Data as presented.

B. Discuss Parent, Family and Community Engagement Fall 2022 Progress

Bridgette Parton reviewed the Parent, Family and Community Engagement Fall 2022 Progress as presented.

11. Audience Comments:

None

12. Executive Session:

Chyenne Battensby moved for Policy Council to go into Executive Session at 9:55 am. Megan Hervey seconded the motion.

Discuss new hires, terminations, transfers and employee matters of a confidential nature.

Chyenne Battensby made a motion to come back into regular session at 10:00 am. Carlos Johnson seconded the motion.

13. Required Action from Executive Session:

A motion was made by Chyenne Battensby to accept new hires, transfers, and terminations as presented. The motion was seconded by Carlos Johnson. There was no discussion of the matter. The motion was put to a vote with a majority of members voting in favor of by signaling aye. The motion carried.

14. Adjourn:

A motion to adjourn was made by Sheran West at 10:01 am. The motion was seconded by Chyenne Battensby.

Minutes Submitted by: Bridgette Parton

Minutes approved by:



The Final Rule

Eligibility Determination Rule Changes



Purpose of the Rule:

- To ensure that the neediest children and families within the country receive Head Start services first.



- Final Rule became effective March 12, 2015.

New Definitions

- Family is now defined as all persons that live with the child, who are supported by the child's parent or guardian and are related to the child by blood marriage or adoption, the child's authorized caregiver or legally responsible party.
- Enrolled is when a child has attended class or received a service.
- Accepted is when a child has met eligibility criteria and have completed the process for enrolling.

Homeless Children

- Homeless children can apply to, enroll in, and attend Head Start without:
 - Proof of Residency
 - Immunization or other medical records
 - Birth Certificate
- Reasonable time must be given for the family to collect this information.



Major Changes:

- Third Party Verification is now allowed.
- In-Person interviews must be done with the parent/guardian to determine eligibility in the program prior to accepting a child into the program.
- All proof of income must be keep in the child's file for verification.

- Policies must be put in place that describe actions taken against staff that intentionally violate Federal and program eligibility requirements.
- All new eligibility staff must be trained within 90 days of hire on the Final Rule.
- Policy Council and Governing Board must receive training within 180 days of the rule becoming effective and within 180 days of any new placement on the Policy Council or Board.

THANK YOU!!

- Thank you for all you do for Community Services of Northeast Texas!!



Head Start

Financial Report for the month of January 2023

(December 2022 Expenditures)

<u>Funding Source</u>	<u>Amount Funded</u>	<u>Expenditures</u>	<u>Total To Date</u>	<u>Balance</u>	<u>Monthly Budget</u>	<u>YTD Budget</u>	<u>(Over)/Under</u>
<i>12 month program ending 11-30-2022</i>							
Personnel	\$2,147,995.00	\$90,975.46	\$90,975.46	\$2,057,019.54	\$178,999.58	\$178,999.58	\$88,024.12
Fringe Benefits	\$526,259.00	\$35,047.52	\$35,047.52	\$491,211.48	\$43,854.92	\$43,854.92	\$8,807.40
Travel (4120)	\$10,000.00	\$0.00	\$0.00	\$10,000.00	\$833.33	\$833.33	\$833.33
Equipment	\$35,000.00	\$0.00	\$0.00	\$35,000.00	\$2,916.67	\$2,916.67	\$2,916.67
Supplies	\$189,500.00	\$1,229.23	\$1,229.23	\$188,270.77	\$15,791.67	\$15,791.67	\$14,562.44
Contractual	\$275,350.00	\$0.00	\$0.00	\$275,350.00	\$22,945.83	\$22,945.83	\$22,945.83
Facilities / Construction	\$0.00	\$0.00	\$0.00	\$0.00	\$0.00	\$0.00	\$0.00
Other (4120)	\$30,381.00	\$0.00	\$0.00	\$30,381.00	\$2,531.75	\$2,531.75	\$2,531.75
Other (4122)	\$858,320.00	\$37,901.43	\$37,901.43	\$820,418.57	\$71,526.67	\$71,526.67	\$33,625.24
Total	\$4,072,805.00	\$165,153.64	\$165,153.64	\$3,907,651.36	\$339,400.42	\$339,400.42	\$174,246.78
T&TA	\$40,381.00	\$0.00	\$0.00	\$40,381.00	\$3,365.08	\$3,365.08	\$3,365.08

Total

USDA Reimbursements through

Estimated USDA Reimbursement for December 2022

\$8,977.79

Resulting (over)/under with USDA

\$183,224.57

* Total Over/Under without USDA

Accruals:

\$4.00

Actual year end payroll accrual \$75,600.00

Further Analysis	
Number of children	465
Number of classrooms	26

	<u>Amount Funded</u>	<u>Expenditures</u>	<u>Total To Date</u>	<u>Monthly Budget</u>	<u>YTD Budget</u>	<u>(Over)/Under</u>
Per Classroom	\$156,646.35	\$6,352.06	\$6,352.06	\$13,053.86	\$13,053.86	\$6,701.80
Per Child	\$8,758.72	\$355.17	\$355.17	\$729.89	\$729.89	\$374.72

IN-KIND (Non-Federal Share)

Needed	This month	Total	Still need
\$1,018,201.00	\$124,967.76	\$124,967.76	\$893,233.24

Early Head Start

Financial Report for the month of January 2023

(December 2022 Expenditures)

<u>Funding Source</u>	<u>Amount Funded</u>	<u>Expenditures</u>	<u>Total To Date</u>	<u>Balance</u>	<u>Monthly Budget</u>	<u>YTD Budget</u>	<u>(Over)/Under</u>
<i>12 month program ending 11-30-2022</i>							
Personnel	\$134,771.00	\$8,392.31	\$8,392.31	\$126,378.69	\$11,230.92	\$11,230.92	\$2,838.61
Fringe Benefits	\$33,019.00	\$3,419.43	\$3,419.43	\$29,599.57	\$2,751.58	\$2,751.58	(\$667.85)
Travel (4120)	\$2,190.00	\$0.00	\$0.00	\$2,190.00	\$182.50	\$182.50	\$182.50
Equipment	\$0.00	\$0.00	\$0.00	\$0.00	\$0.00	\$0.00	\$0.00
Supplies	\$19,350.00	\$26.83	\$26.83	\$19,323.17	\$1,612.50	\$1,612.50	\$1,585.67
Contractual	\$0.00	\$0.00	\$0.00	\$0.00	\$0.00	\$0.00	\$0.00
Facilities / Construction	\$0.00	\$0.00	\$0.00	\$0.00	\$0.00	\$0.00	\$0.00
Other (4120)	\$3,067.00	\$0.00	\$0.00	\$3,067.00	\$255.58	\$255.58	\$255.58
Other (4122)	\$50,741.00	\$772.23	\$772.23	\$49,968.77	\$4,228.42	\$4,228.42	\$3,456.19
Total	\$243,138.00	\$12,610.80	\$12,610.80	\$230,527.20	\$20,261.50	\$20,261.50	\$7,650.70
T&TA	\$5,257.00	\$0.00	\$0.00	\$5,257.00	\$438.08	\$438.08	\$438.08

Total

USDA Reimbursements through

Estimated USDA Reimbursement for December 2022

\$1,275.29

Resulting (over)/under with USDA

\$8,925.99

* Total Over/Under without USDA

Accruals:

\$4.00

Actual year end payroll accrual \$7,200

Further Analysis	
Number of children	16
Number of classrooms	2

	<u>Amount Funded</u>	<u>Expenditures</u>	<u>Total To Date</u>	<u>Monthly Budget</u>	<u>YTD Budget</u>	<u>(Over)/Under</u>
Per Classroom	\$121,569.00	\$6,305.40	\$6,305.40	\$10,130.75	\$10,130.75	\$3,825.35
Per Child	\$15,196.13	\$788.18	\$788.18	\$1,266.34	\$1,266.34	\$478.17

IN-KIND (Non-Federal Share)				
	<u>Needed</u>	<u>This month</u>	<u>Total</u>	<u>Still need</u>
	\$243,138.00	\$2,152.11	\$2,152.11	\$240,985.89

Head Start C5

Financial Report for the month of January 2023

(December 2022 Expenditures)

<u>Funding Source</u>	<u>Amount Funded</u>	<u>Expenditures</u>	<u>Total To Date</u>	<u>Balance</u>
<i>program ending 03/31/2023</i>				
Supplies	\$59,327.00	\$0.00	\$62,725.51	(\$15,474.49)
Other	\$78,200.00	\$1,926.71	\$74,801.49	\$15,474.49
Total	\$137,527.00	\$1,926.71	\$137,527.00	\$0.00

Head Start C6

Financial Report for the month of January 2023

(December 2022 Expenditures)

<u>Funding Source</u>	<u>Amount Funded</u>	<u>Expenditures</u>	<u>Total To Date</u>	<u>Balance</u>
<i>program ending 03/31/2023</i>				
Personnel	\$254,594.00	\$0.00	\$226,627.92	\$27,966.08
Supplies	\$111,556.00	\$0.00	\$15,796.38	\$95,759.62
Other	\$180,591.00	\$0.00	\$15,852.58	\$164,738.42
Total	\$546,741.00	\$0.00	\$258,276.88	\$288,464.12

Early Head Start C5

Financial Report for the month of January 2023

(December 2022 Expenditures)

<u>Funding Source</u>	<u>Amount Funded</u>	<u>Expenditures</u>	<u>Total To Date</u>	<u>Balance</u>
<i>program ending 03/31/2023</i>				
Supplies	\$2,239.00	\$0.00	\$856.28	\$1,382.72
Other	\$5,000.00	\$50.81	\$2,368.38	\$2,631.62
Total	\$7,239.00	\$50.81	\$3,224.66	\$4,014.34

Early Head Start C6

Financial Report for the month of January 2023

(December 2022 Expenditures)

<u>Funding Source</u>	<u>Amount Funded</u>	<u>Expenditures</u>	<u>Total To Date</u>	<u>Balance</u>
<i>program ending 03/31/2023</i>				
Personnel	\$12,606.00	\$0.00	\$13,555.35	(\$949.35)
Supplies	\$6,761.00	\$0.00	\$562.22	\$6,198.78
Other	\$9,409.00	\$0.00	\$771.78	\$8,637.22
Total	\$28,776.00	\$0.00	\$14,889.35	\$13,886.65

Community Services of Northeast Texas, Inc.

Credit Usage Report

Board Report - January 2023

Sam's Club

Purchases for		
Payment due by	Pd on	
Balance		_____
		-

American Express

Purchases for October 2022		28,537.09
Payment due by ---	Pd on 12/07/2022	(28,537.09)
Balance		_____
		-

Purchases for August 2022	Used part of Credit	1,744.24
Payment due by ---	Pd on 12/14/2022	(1,744.24)
Balance		_____
		-

Line of Credit

Program	CSBG B
Highest December 2022 Balance	8,100.00
Current balance	-
Exp pay off date	

In House Line of Credit

Program	CEAP A	CSBG A	TBRA	TXHAP
Highest December 2022 Balance	11,739.00	9,381.00	9,400.00	4,500.00
Current balance	13,114.00	10,931.00		
Exp pay off date	2/28/2023	2/28/2023		

U.S. SMALL BUSINESS ADMINISTRATION LOAN

\$150,000



ACCOUNT ENDING - 6010

Corporate Purchasing Card

CARD MEMBER

CREW DYKES

Card Activity from Oct 29 to Nov 28

Summary

	TOTAL
Previous Balance	\$46,585.88
Payments & Credits	-\$46,585.88
New Charges	\$28,537.09
Statement Balance	\$28,537.09

Transactions

12 Transactions

DATE	DESCRIPTION	AMOUNT
Nov 16	AMAZON MARKEPLAGE NA PA 410 TERRY AVE N SEATTLE WA 98109 (800) 201-7575 https://www.amazon.com/gp/help/customer/display.html?nodeId=508510&ref_=nav_em_cs_help_0_1_1_52	\$44.98
	AMAZON MARKEPLAGE NA PA Will appear on your Nov 28, 2022 statement as CARD CREW DYKES	
Nov 16	NEWEGG TEXAS 17560 ROWLAND ST CITY OF INDUSTRY CA 91748 (626) 271-9700 https://www.newegg.com/	\$309.99
	COMPUTER HRDWR/SFTWR Will appear on your Nov 28, 2022 statement as COMPUTER HRDWR/SFTWR CARD CREW DYKES	
Nov 9	BACKSTREET SECURITY PRODU 390 IRONWOOD DR	\$3,925.00
	BACKSTREET SURVEILLA SALT LAKE CITY UT Will appear on your Nov 28, 2022 statement as BACKSTREET SURVEILLA SALT LAKE CITY UT	

DATE	DESCRIPTION	AMOUNT	
	<p>SALT LAKE CITY UT 84107 (800) 431-3056 https://www.backstreet-surveillance.com/</p>	<p>CARD CREW DYKES</p> <p>ADDITIONAL INFORMATION REF# 63771 CONSUMER ELE 11/09/22</p>	
Nov 8	<p>BACKSTREET SECURITY PRODU 390 IRONWOOD DR</p> <p>SALT LAKE CITY UT 84107 (800) 431-3056 https://www.backstreet-surveillance.com/</p>	<p>BACKSTREET SURVEILLA SALT LAKE CITY UT</p> <p>Will appear on your Nov 28, 2022 statement as BACKSTREET SURVEILLA SALT LAKE CITY UT</p> <p>CARD CREW DYKES</p> <p>ADDITIONAL INFORMATION REF# 63768 CONSUMER ELE 11/08/22</p>	\$2,435.00
Nov 8	<p>BACKSTREET SECURITY PRODU 390 IRONWOOD DR</p> <p>SALT LAKE CITY UT 84107 (800) 431-3056 https://www.backstreet-surveillance.com/</p>	<p>BACKSTREET SURVEILLA SALT LAKE CITY UT</p> <p>Will appear on your Nov 28, 2022 statement as BACKSTREET SURVEILLA SALT LAKE CITY UT</p> <p>CARD CREW DYKES</p> <p>ADDITIONAL INFORMATION REF# 63765 CONSUMER ELE 11/08/22</p>	\$2,733.00
Nov 8	<p>BACKSTREET SECURITY PRODU 390 IRONWOOD DR</p> <p>SALT LAKE CITY UT 84107 (800) 431-3056 https://www.backstreet-surveillance.com/</p>	<p>BACKSTREET SURVEILLA SALT LAKE CITY UT</p> <p>Will appear on your Nov 28, 2022 statement as BACKSTREET SURVEILLA SALT LAKE CITY UT</p> <p>CARD CREW DYKES</p> <p>ADDITIONAL INFORMATION REF# 63766 CONSUMER ELE 11/08/22</p>	\$3,075.32
Nov 8	<p>BACKSTREET SECURITY PRODU 390 IRONWOOD DR</p> <p>SALT LAKE CITY UT 84107 (800) 431-3056 https://www.backstreet-surveillance.com/</p>	<p>BACKSTREET SURVEILLA SALT LAKE CITY UT</p> <p>Will appear on your Nov 28, 2022 statement as BACKSTREET SURVEILLA SALT LAKE CITY UT</p> <p>CARD CREW DYKES</p> <p>ADDITIONAL INFORMATION REF# 63764 CONSUMER ELE 11/08/22</p>	\$3,254.19
Nov 8	<p>BACKSTREET SECURITY PRODU 390 IRONWOOD DR</p> <p>SALT LAKE CITY UT 84107 (800) 431-3056 https://www.backstreet-surveillance.com/</p>	<p>BACKSTREET SURVEILLA SALT LAKE CITY UT</p> <p>Will appear on your Nov 28, 2022 statement as BACKSTREET SURVEILLA SALT LAKE CITY UT</p> <p>CARD CREW DYKES</p> <p>ADDITIONAL INFORMATION REF# 63763 CONSUMER ELE 11/08/22</p>	\$3,627.00
Nov 8	<p>BACKSTREET SECURITY PRODU 390 IRONWOOD DR</p>	<p>BACKSTREET SURVEILLA SALT LAKE CITY UT</p> <p>Will appear on your Nov 28, 2022 statement as BACKSTREET SURVEILLA SALT LAKE CITY UT</p>	\$4,255.58

DATE		DESCRIPTION	AMOUNT
Nov 8	SALT LAKE CITY UT 84107 (800) 431-3056 https://www.backstreet-surveillance.com/	CARD CREW DYKES ADDITIONAL INFORMATION REF# 63762 CONSUMER ELE 11/08/22	
	BACKSTREET SECURITY PRODU 390 IRONWOOD DR SALT LAKE CITY UT 84107 (800) 431-3056 https://www.backstreet-surveillance.com/	BACKSTREET SURVEILLA SALT LAKE CITY UT Will appear on your Nov 28, 2022 statement as BACKSTREET SURVEILLA SALT LAKE CITY UT CARD CREW DYKES ADDITIONAL INFORMATION REF# 63770 CONSUMER ELE 11/08/22	\$4,877.03
Nov 6	Credit	PAYMENT RECEIVED - THANK YOU 11/06 Will appear on your Nov 28, 2022 statement as PAYMENT RECEIVED - THANK YOU 11/06 CARD CREW DYKES	-\$45,233.40
Nov 6	Credit	PAYMENT RECEIVED - THANK YOU 11/06 Will appear on your Nov 28, 2022 statement as PAYMENT RECEIVED - THANK YOU 11/06 CARD CREW DYKES	-\$1,352.48



Corporate Purchasing Gardmember Report

**Sign-up For Online
Statements**
www.americanexpress.com/gopaperless

Prepared For
**DAN BOYD
CSNT INC**

Account Number
XXXX-XXXXX1-21009

Closing Date
11/28/22

Page 1 of 2

Previous Balance \$	New Charges \$	Other Debits \$	Payments \$	Other Credits \$	Balance Due \$	Do Not Pay
3,927.91	1,898.06	0.00	4,367.64	0.00	1,458.33	For important information regarding your account refer to page 2.

Pay \$ 1748.24

For your records only - do not pay.

For assistance or questions about your account, contact us at www.americanexpress.com/checkyourbill or call Customer Service at 1-800-492-4920.

Activity Date reflects either transaction or posting date

Card Number	Reference Code	Amount \$
XXXX-XXXXX1-21009		
11/12/22 PAYMENT RECEIVED - THANK YOU 11/12 05600000000		-4,367.64
11/18/22 HYATT REGENCY DFW AI DALLAS TX 43640623000		363.12
FOL# 92678509 HYATT HOTELS 11/18/22		
ARRIVAL DATE DEPARTURE DATE		
12/01/22 12/03/22 00		
ROOM RATE \$1.00		
ROC NUMBER 92678509		
11/18/22 HYATT REGENCY DFW AI DALLAS TX 43640611000		363.12
FOL# 92678391 HYATT HOTELS 11/18/22		
ARRIVAL DATE DEPARTURE DATE		
12/01/22 12/03/22 00		
ROOM RATE \$1.00		
ROC NUMBER 92678391		
11/18/22 NATIONAL HEAD START ALEXANDRIA VA 13020003000		1,018.00
REF# 13020003 703-739-0875 11/17/22		
CONTRIBUTIONS/DONAT		
ROC NUMBER 13020003		
11/18/22 SAM'S CLUB 8295 8295 TEXARKANA TX 23220078661		153.82
REF# 23220078661 WHOLESALE CLUB 11/18/22		
Total for DAN BOYD	New Charges/Other Debits	1,898.06
	Payments/Other Credits	-4,367.64

Using Part of Credit

Do not staple or use paper clips

Payment Coupon

Account Number **3796-565931-21009** Enter 15 digit account number on all payments.

MB 01 000447 69124 H 3 B



DAN BOYD
CSNT INC
304 E HOUSTON BX 427
LINDEN TX 75563-5600

See reverse side for instructions on how to update your address, phone number, or email.

RECEIVED

DEC 07 2022

BY: *[Signature]*

RECEIVED
DEC 07 2022
BY: *KAC*

000447 1/1

004159R1 33222

000000821

0000

695



Corporate Purchasing Cardmember Report

Sign-up For Online
Statements

www.americanexpress.com/gopaperless

Prepared For
**DAN BOYD
CSNT INC**

XXXX-XXXX

Account Number
X1-21000

Closing Date
09/28/22

Page 1 of 2

Previous Balance \$	New Charges \$	Other Debits \$	Payments \$	Other Credits \$	Balance Due \$	Do Not Pay
396.46 CR	0.00	0.00	0.00	0.00	396.46 CR	For important information regarding your account refer to page 2.

For your records only - do not pay.

For assistance or questions about your account, contact us at www.americanexpress.com/checkyourbill or call Customer Service at 1-800-492-4920.

Activity

Total of New Activity

Amount \$

New Charges/Other Debits	0.00
Payments/Other Credits	0.00

Using \$153.82 of this credit on Inv date 11/28/2022 per DB

Do not staple or use paper clips

Payment Coupon

Account Number 3796-565931-21009 Enter 15 digit account number on all payments.

MB 01 000281 79361 H 2 B



DAN BOYD
CSNT INC
304 E HOUSTON BX 427
LINDEN TX 75 63-5600

See reverse side for instructions on how to update your address, phone number, or email.

000281 1/1

RO4LWR1 27122

000000632

0000



Corporate Purchasing Cardmember Report

COPY

Sign-up For Online Statements
www.americanexpress.com/gopaperless

Prepared For
DAN BOYD
CSNT INC

XXXX-XXX

Account Number
X1 21009

Closing Date
09/28/22

Page 1 of 2

Previous Balance \$	New Charges \$	Other Debits \$	Payments \$	Other Credits \$	Balance Due \$ Do Not Pay
396.46 CR	0.00	0.00	0.00	0.00	396.46 CR

For important information regarding your account refer to page 2.

For your records only - do not pay.

For assistance or questions about your account, contact us at www.americanexpress.com/checkyourbill or call Customer Service at 1-800-492-4920.

Activity

	Amount \$
Total of New Activity	
New Charges/Other Debits	0.00
Payments/Other Credits	0.00

Last payment was 43.27
 Leaving a 0 balance
 a charge of .01
 and a credit of < 439.74 >
 Resulted in a balance
 of < 396.46 > CR

[Signature] 10/24/22

Do not staple or use paper clips
Payment Coupon

Account Number 3796-565931-21009 Enter 15 digit account number on all payments.

MB 01 000281 79361 H 2 B



DAN BOYD
 CSNT INC
 304 E HOUSTON BX 427
 LINDEN TX 75 63-5600

See reverse side for instructions on how to update your address, phone number, or email.

000281 1/1
000000632
R044LQWR1 27122
0000



**Corporate Purchasing
Cardmember Report**

Prepared For
**DAN BOYD
CSNT INC**

RECEIVED
SEP 06 2022
BY: *[Signature]*

Account Number: XXXX-XXXX1-21009
Closing Date: 08/28/22

**Sign-up For Online
Statements**
www.americanexpress.com/gopaperless

Previous Balance \$	New Charges \$	Other Debits \$	Payments \$	Other Credits \$	Balance Due \$ Do Not Pay
2,814.42	43.28	0.00	2,814.42	439.74	For important information regarding your account refer to page 2.

For your records only - do not pay.
For assistance or questions about your account, contact us at www.americanexpress.com/checkyourbill or call Customer Service at 1-800-492-4920.

Activity Date reflects either transaction or posting date

Card Number	Reference Code	Amount \$
XXXX-XXXX1-21009		
08/14/22 PAYMENT RECEIVED - THANK YOU	08/14 08603000000	-2,814.42
08/18/22 MENER HOTEL 502005 SAN ANTONIO TX FOL# 0000150125 LOGGING ARRIVAL DATE DEPARTURE DATE 08/17/22 08/18/22 00 ROC NUMBER 0000150125	08/17/22 00001501250	-43.28
08/19/22 VENICE PIZZA HOUSE LINDEN TX REF# 84089502231 903-259-1933 ROC NUMBER 8408950223198000	08/18/22 84089502231	-3.27
08/06/22 WESTIN AUSTIN DOMAIN AUSTIN TX FOL# 841328 WESTIN ARRIVAL DATE DEPARTURE DATE 08/03/22 08/05/22 00 ROC NUMBER 841328	08/06/22 97761702000	0.01
Total for DAN BOYD	New Charges/Other Debits Payments/Other Credits	43.28 -3,254.16



Do not staple or use paper clips
Payment Coupon

Account Number 3796-565931-21009 Enter 15 digit account number on all payments.

MB 01 000355 37667 H 2 B
DAN BOYD
CSNT INC
304 E HOUSTON BX 427
LINDEN TX 75563-5600

See reverse side for instructions on how to update your address, phone number, or email.

HEAD START and EHS NUTRITION PROGRAM

January 2023 Financial Report

For the month of December 2022

CACFP

	<u>Expenditures</u>	<u>Total To Date</u>
Operating Labor	\$ 4,028.49	19,421.90
Administrative Labor	707.24	3,254.47
Food	4,501.29	33,067.84
Supplies & Equipment	352.89	2,793.73
Purchased Services	-	0.00
Financial Costs	-	0.00
Media Costs	-	0.00
Operating Org Cost	-	0.00
Other	-	146.49
Total	\$ 9,589.91	\$ 58,684.43

****Operating Labor includes C5 and C6 money****

TDHS REVENUE 10,253.08 39,975.21
(Income Starts October 2022)

CSNT Head Start Monthly Report

Program Year 04 2023 06CH011282/04

2023

Data Month **December**

CSNT HS Report
Revised 1/19/22

Head Start Attendance/Enrollment

Report Month	December	January	February	March	April	May	June	July	August	September	October	November
Funded Enrollment HS	463											
Over/Under Enrollment HS	-2											
% with Special Needs	7%											
ADA Funded Enrolled* (465)	85%											
Enrollment (acutal students)	88%											
Present/ Absent	397/66											
* If below 85% (Why) -	NA											

Non-Federal Share	Head Start	\$1,018,201	\$893,233	\$124,968	88% Needed	Grant Total	11.78% Received	\$ 127,120				
	December	January	February	March	April	May	June	July	August	September	October	November
\$ 124,968	\$ 124,968											

Indirect Cost Pool Expenditures (including % Admin)	ICP	\$ 403,242	\$ 403,242	Grant Total	\$ 427,030	Expended	\$ -					
*Grant should not be above 15%	December	January	February	March	April	May	June	July	August	September	October	November
HS Total 4%	\$ -	\$ -	\$ -	\$ -	\$ -	\$ -	\$ -	\$ -	\$ -	\$ -	\$ -	\$ -
\$ -	\$ -	\$ -	\$ -	\$ -	\$ -	\$ -	\$ -	\$ -	\$ -	\$ -	\$ -	\$ -

Meals/Reimbursements

\$ 8,978	December	January	February	March	April	May	June	July	August	September	October	November
# of service days	14											
# of meals served	3,436											
CACFP Reimbursement	\$ 8,978											

Program Monitoring

	December	January	February	March	April	May	June	July	August	September	October	November
# Child Files Reviewed	131											
# Classrooms Observed	53											
Incomes Verified	10											
# Parents Interviewed	6											
# of Staff interviewed	7											
# Bus Routes Observed	0											
# Staff Files Reviewed	0											
# Community Contacts	60											
# of Findings	8											

Annual Self-Assessment Findings

Date: **Week of 3/3/2022** **Completed 5/26/2022**

	December	January	February	March	April	May	June	July	August	September	October	November
# of findings	4											
# findings corrected	4											
# findings remaining	0											

Annual Detailed Monitoring Findings

Week of **1/24/2022** **Completed 5/25/2022**

	December	January	February	March	April	May	June	July	August	September	October	November
# of findings	7											
# findings corrected	7											
# findings remaining	0											

Program Updates

HS Campuses Beginning Spring Semester
Detailed Monitoring Being Completed Early Due to Review
FA 2 On-Site Review Scheduled for Week of 1-30-2023

CSNT Early Head Start Monthly Report

Program Year 04 2023 06CH011282/04

2023

Data Month **December**

CSNT Early HS Report
Revised 1/19/22

Early Head Start Attendance/Enrollment

Report Month	December	January	February	March	April	May	June	July	August	September	October	November
Funded Enrollment EHS	16											
Over/Under Enrollment EHS	0											
% with Special Needs	12.50%											
ADA Funded Enrolled* (16)	77%											
Enrollment (acutal students)	77%											
Present/ Absent	14/2											
* If below 85% (Why) -	Cough/Cold											

Non-Federal Share

Early HS	December	January	February	March	April	May	June	July	August	September	October	November
\$60,785	\$2,152		\$58,633	\$2,152								
96% Needed												
Grant Total										\$127,120		
11.78% Received												
\$	2,152	\$2,152										

Indirect Cost Pool Expenditures (including % Admin)

ICP	December	January	February	March	April	May	June	July	August	September	October	November
\$23,788	\$23,788											
Grant Total												
\$427,030												
Expended												
\$-												
*Grant would not be above 15%												
EHS Total 0%												
\$												

Meals/Reimbursements

	December	January	February	March	April	May	June	July	August	September	October	November
\$1,275												
# of service days	14											
# of meals served	490											
CACFP Reimbursement	\$1,275											

Program Monitoring

	December	January	February	March	April	May	June	July	August	September	October	November
# Child Files Reviewed	6											
# Classrooms Observed	7											
Incomes Verified	0											
# Parents Interviewed	1											
# of Staff interviewed	0											
# Bus Routes Observed	NA	NA	NA	NA	NA	NA	NA	NA	NA	NA	NA	NA
# Staff Files Reviewed	0											
# Community Contacts	6											
# of Findings	1											

Annual Self-Assessment Findings

Date: **Week of 3/3/2022 Completed 5/26/2022**

	December	January	February	March	April	May	June	July	August	September	October	November
# of findings	4											
# findings corrected	4											
# findings remaining	0											

Annual Detailed Monitoring Findings

Week of **1/24/2022 Completed 5/25/2022**

	December	January	February	March	April	May	June	July	August	September	October	November
# of findings	7											
# findings corrected	7											
# findings remaining	0											

Program Updates

EHS Campuses Beginning Spring Semester
Detailed Monitoring Being Completed Early Due to Review
FA 2 On-Site Review Scheduled for Week of 1-30-2023



Office of Head Start - Head Start Services Snapshot

Community Services Of Northeast Texas, Inc. (2022-2023)

Date

1/18/2023

Funded Enrollment

Number of enrollment slots the program is funded to serve.

	<i># of funded enrollment slots</i>	<i>% of funded enrollment slots</i>
Total Funded Enrollment	465	100.00%

Funded Enrollment by Program Option

	<i># of funded enrollment slots</i>	<i>% of funded enrollment slots</i>
Center-based	465	100.00%
Home-based	0	0%
Family Child Care	0	0%
Locally Designed	0	0%

Detail - Center-based Funded Enrollment

	<i># of center-based funded enrollment slots</i>	<i>% of center-based funded enrollment slots</i>
Number of slots equal to or greater than 1,020 annual hours for Head Start preschool children or 1,380 annual hours for Early Head Start infants and toddlers	463	99.57%
Of these, the number that are available for the full-working-day and full-calendar-year	0	
Number of slots with fewer than 1,020 annual hours for Head Start preschool children or 1,380 annual hours for Early Head Start infants and toddlers	0	0%
Of these, the number that are available for 3.5 hours per day for 128 days	0	
Of these, the number that are available for a full working day	0	

Total Cummulative Enrollment

	<i># of participants</i>	<i>% of participants over Funded Enrollment</i>
Total Cumulative Enrollment	498	7.10%

Participants by Age

	<i># of participants</i>	<i>% of participants</i>
1 Year Old	0	0.00%
2 Years Old	4	0.80%
3 Years Old	236	47.39%
4 Years Old	258	51.81%
5 Years Old	0	0.00%

Homelessness Services

	<i># of children</i>	<i>% of children</i>
Total number of children experiencing homelessness that were served during the enrollment year	35	7.03%

Foster Care

	# of children	% of children
Total number of enrolled children who were in foster care at any point in the program year	20	4.02%

Prior Enrollment of Children

	# of children	% of children
The second year	129	25.90%
Three or more years	10	2.01%

Ethnicity And Race

	# of Hispanic or Latino Origin participants	% of Hispanic or Latino Origin participants	# of Non-Hispanic or Non-Latino Origin participants	% of Non-Hispanic or Non-Latino Origin participants
American Indian or Alaska Native	0	0.00%	1	0.20%
Asian	0	0.00%	5	1.00%
Black or African American	7	1.41%	247	49.60%
Native Hawaiian or Pacific Islander	0	0.00%	0	0.00%
White	24	4.82%	141	28.31%
Biracial or Multi-Racial	5	1.00%	36	7.23%
Other Race	32	6.43%	0	0.00%
Unspecified Race	0	0.00%	0	0.00%

Primary Language of Parents at Home

	# of children	% of children
English	470	94.38%
Of these, the number of children acquiring/learning another language in addition to English	12	
Spanish	25	5.02%
Central American, South American, or Mexican Languages	0	0.00%
Caribbean Languages	0	0.00%
Middle Eastern or South Asian Languages	0	0.00%
East Asian Languages	3	0.60%
Native North American or Alaska Native Languages	0	0.00%
Pacific Island Languages	0	0.00%
European or Slavic Languages	0	0.00%
African Languages	0	0.00%
American Sign Language	0	0.00%
Other Languages	0	0.00%
Unspecified Languages	0	0.00%

Health Services

<i>Services to All Children at Beginning of Enrollment Year Compared to End of Enrollment Year (based on Cumulative Enrollment)</i>	# at Beginning of Enrollment Year	% at Beginning of Enrollment Year	# at End of Enrollment Year	% at End of Enrollment Year
Children with health insurance	469	94.18%	347	69.68%
Children with accessible health care	452	90.76%	333	66.87%
Children with up-to-date immunizations or all possible immunizations to date, or exempt	447	89.76%	430	86.35%
Children with accessible dental care	437	87.75%	324	65.06%

Disabilities Services

	<i># of children</i>	<i>% of children</i>
Children with an Individualized Education Program (IEP), indicating they were determined eligible to receive special education and related services	32	6.88%

Family Services

	<i># of families</i>	<i>% of families</i>
Total Number of Families	472	100.00%

	<i># of families</i>	<i>% of families</i>
Families Who Received at Least One Family Service	353	74.79%

Specific Services

	<i># of families</i>	<i>% of families</i>
Emergency or Crisis Intervention	18	3.81%
Housing Assistance	3	0.64%
Asset Building Services	120	25.42%
Mental Health Services	5	1.06%
Substance Misuse Prevention	2	0.42%
Substance Misuse Treatment	6	1.27%
English as a Second Language (ESL) Training	15	3.18%
Assistance in enrolling into an education or job training program	45	9.53%
Research-based parenting curriculum	243	51.48%
Involvement in discussing their child's screening and assessment results and their child's progress	271	57.42%
Supporting transitions between programs	181	38.35%
Education on preventive medical and oral health	294	62.29%
Education on health and developmental consequences of tobacco product use	124	26.27%
Education on nutrition	326	69.07%
Education on postpartum care	6	1.27%
Education on relationship/marriage	10	2.12%
Assistance to families of incarcerated individuals	1	0.21%



Office of Head Start - Early Head Start Services Snapshot

Community Services Of Northeast Texas, Inc. (2022-2023)

Date

1/18/2023

Funded Enrollment

Number of enrollment slots the program is funded to serve.

	<i># of funded enrollment slots</i>	<i>% of funded enrollment slots</i>
Total Funded Enrollment	16	100.00%

Funded Enrollment by Program Option

	<i># of funded enrollment slots</i>	<i>% of funded enrollment slots</i>
Center-based	16	100.00%
Home-based	0	0%
Family Child Care	0	0%
Locally Designed	0	0%

Detail - Center-based Funded Enrollment

	<i># of center-based funded enrollment slots</i>	<i>% of center-based funded enrollment slots</i>
Number of slots equal to or greater than 1,020 annual hours for Head Start preschool children or 1,380 annual hours for Early Head Start infants and toddlers	16	100.00%
Of these, the number that are available for the full-working-day and full-calendar-year	0	
Number of slots with fewer than 1,020 annual hours for Head Start preschool children or 1,380 annual hours for Early Head Start infants and toddlers	0	0%
Of these, the number that are available for 3.5 hours per day for 128 days	0	
Of these, the number that are available for a full working day	0	

Total Cummulative Enrollment

	<i># of participants</i>	<i>% of participants</i>
Total Cumulative Enrollment	16	100.00%

Participants by Age

	<i># of participants</i>	<i>% of participants</i>
Under 1 Year Old	0	0.00%
1 Year Old	7	43.75%
2 Years Old	9	56.25%
3 Years Old	0	0.00%
Pregnant Women	0	0.00%

Homelessness Services

	<i># of children</i>	<i>% of children</i>
--	----------------------	----------------------

Total number of children experiencing homelessness that were served during the enrollment year	2	12.50%
--	---	--------

Foster Care

	# of children	% of children
Total number of enrolled children who were in foster care at any point in the program year	1	6.25%

Prior Enrollment of Children

	# of children	% of children
The second year	4	25.00%
Three or more years	1	6.25%

Ethnicity And Race

	# of Hispanic or Latino Origin participants	% of Hispanic or Latino Origin participants	# of Non-Hispanic or Non-Latino Origin participants	% of Non-Hispanic or Non-Latino Origin participants
American Indian or Alaska Native	0	0.00%	0	0.00%
Asian	0	0.00%	1	6.25%
Black or African American	0	0.00%	8	50.00%
Native Hawaiian or Pacific Islander	0	0.00%	0	0.00%
White	0	0.00%	3	18.75%
Biracial or Multi-Racial	1	6.25%	1	6.25%
Other Race	2	12.50%	0	0.00%
Unspecified Race	0	0.00%	0	0.00%

Primary Language of Parents at Home

	# of children	% of children
English	14	87.50%
Of these, the number of children acquiring/learning another language in addition to English	2	12.50%
Spanish	2	12.50%
Central American, South American, or Mexican Languages	0	0.00%
Caribbean Languages	0	0.00%
Middle Eastern or South Asian Languages	0	0.00%
East Asian Languages	0	0.00%
Native North American or Alaska Native Languages	0	0.00%
Pacific Island Languages	0	0.00%
European or Slavic Languages	0	0.00%
African Languages	0	0.00%
American Sign Language	0	0.00%
Other Languages	0	0.00%
Unspecified Languages	0	0.00%

Health Services

<i>Services to All Children at Beginning of Enrollment Year Compared to End of Enrollment Year (based on Cumulative Enrollment)</i>	# at Beginning of Enrollment Year	% at Beginning of Enrollment Year	# at End of Enrollment Year	% at End of Enrollment Year
Children with health insurance	16	100.00%	16	100.00%
Children with accessible health care	16	100.00%	8	50.00%
Children with up-to-date immunizations or all possible immunizations to date, or exempt	16	100.00%	14	87.50%

Children with accessible dental care	16	100.00%	8	50.00%
--------------------------------------	----	---------	---	--------

Disabilities Services

	<i># of children</i>	<i>% of children</i>
Children with an Individualized Family Service Plan (IFSP), indicating they were determined eligible to receive early intervention services	2	12.50%

Family Services

	<i># of families</i>	<i>% of families</i>
Total Number of Families	15	93.75%

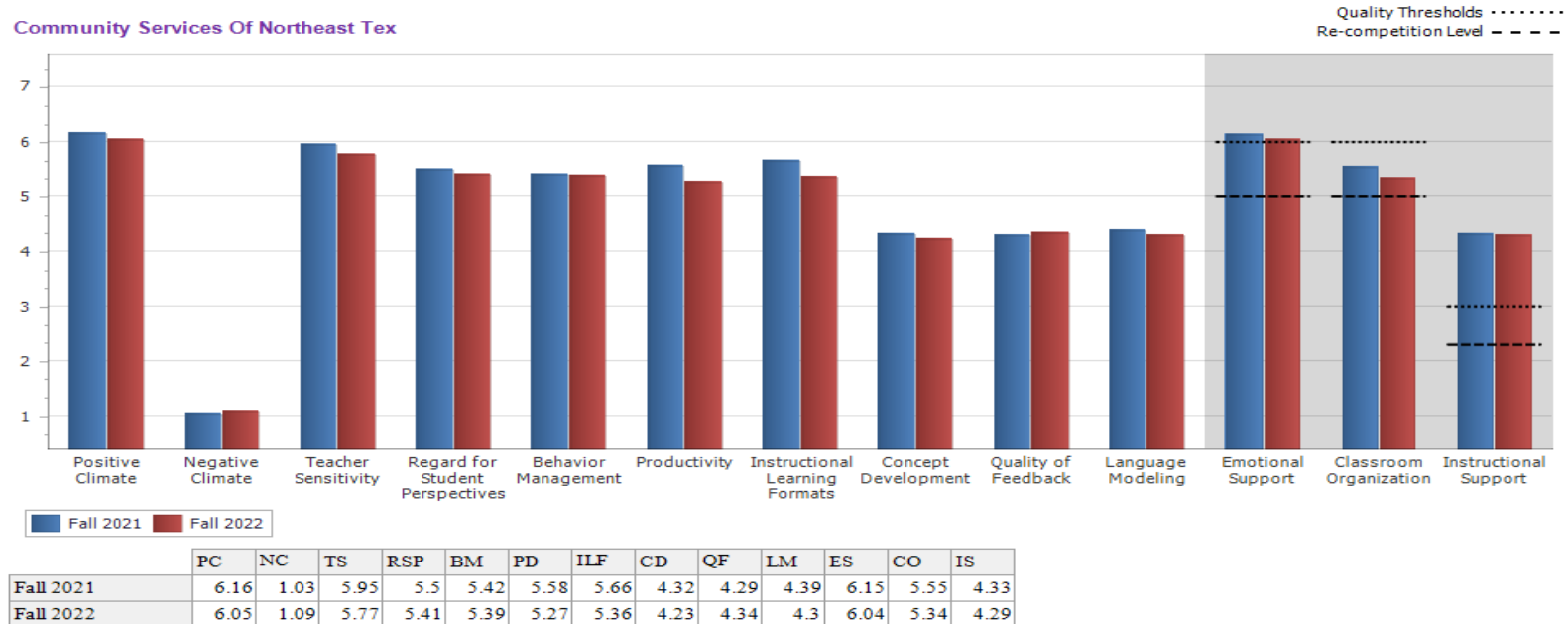
	<i># of families</i>	<i>% of families</i>
Families Who Received at Least One Family Service	9	60.00%

Specific Services

	<i># of families</i>	<i>% of families</i>
Emergency or Crisis Intervention	0	0.00%
Housing Assistance	0	0.00%
Asset Building Services	0	0.00%
Mental Health Services	0	0.00%
Substance Misuse Prevention	0	0.00%
Substance Misuse Treatment	0	0.00%
English as a Second Language (ESL) Training	2	13.33%
Assistance in enrolling into an education or job training program	4	26.67%
Research-based parenting curriculum	9	60.00%
Involvement in discussing their child's screening and assessment results and their child's progress	8	53.33%
Supporting transitions between programs	3	20.00%
Education on preventive medical and oral health	9	60.00%
Education on health and developmental consequences of tobacco product use	0	0.00%
Education on nutrition	9	60.00%
Education on postpartum care	0	0.00%
Education on relationship/marriage	0	0.00%
Assistance to families of incarcerated individuals	0	0.00%

CSNT CLASS Program Scores-Head Start **Fall 2021** Vs. **Fall 2022**

Pre-K-CLASS Averages



Competitive Thresholds	Quality Thresholds	CSNT CLASS Scores Fall 2021	CSNT CLASS Scores Fall 2022
Emotional Support-5	Emotional Support-6	Emotional Support-6.15	Emotional Support 6.04
Classroom Organization-5	Classroom Organization-6	Classroom Organization-5.55	Classroom Organization 5.34
Instructional Support-2.3	Instructional Support-3	Instructional Support-4.33	Instructional Support 4.29

***Fall 2021**-Out of the 22 classrooms, we had 1 Teacher Assistants taking on the duties of Lead Teacher and 1 classroom was not observed because of Teacher’s Absence due to health reasons.

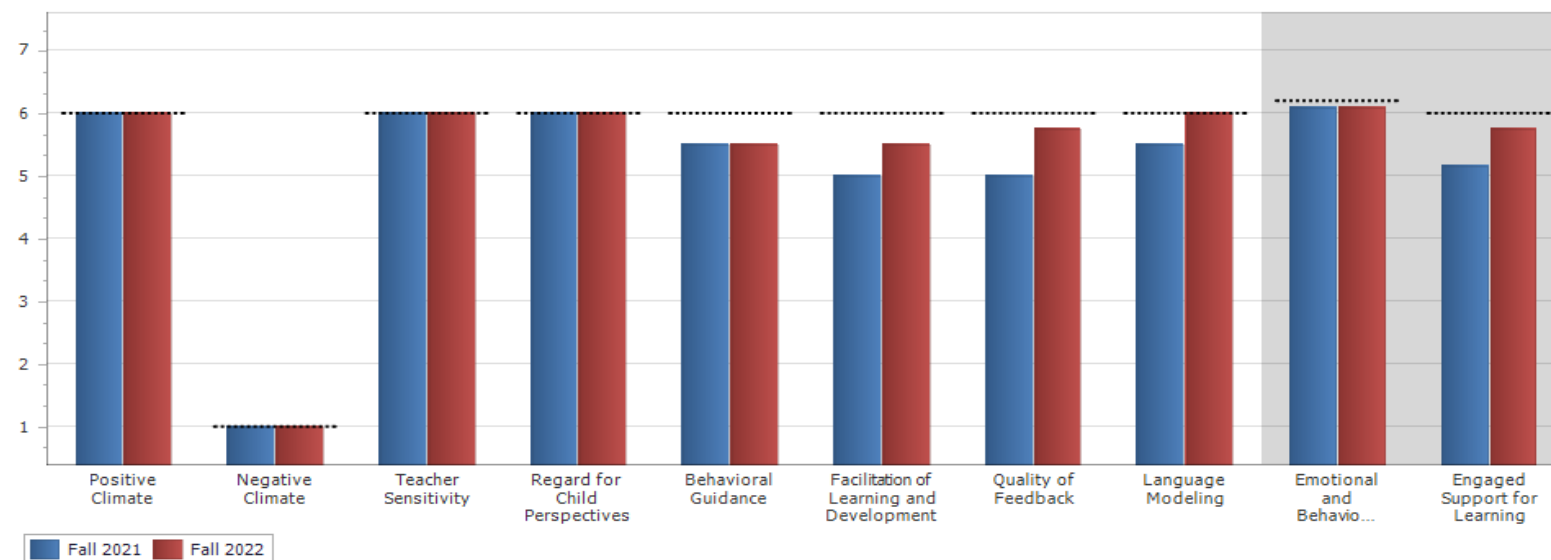
***Fall 2022**-Out of 22 classroom, we have 4 new teachers and 1 teacher’s assistant conducting the duties as a teacher.

CSNT CLASS Program Scores **Fall 2021** Vs. **Fall 2022**

Early Head Start Averages-Toddlers

Community Services Of Northeast Tex

Quality



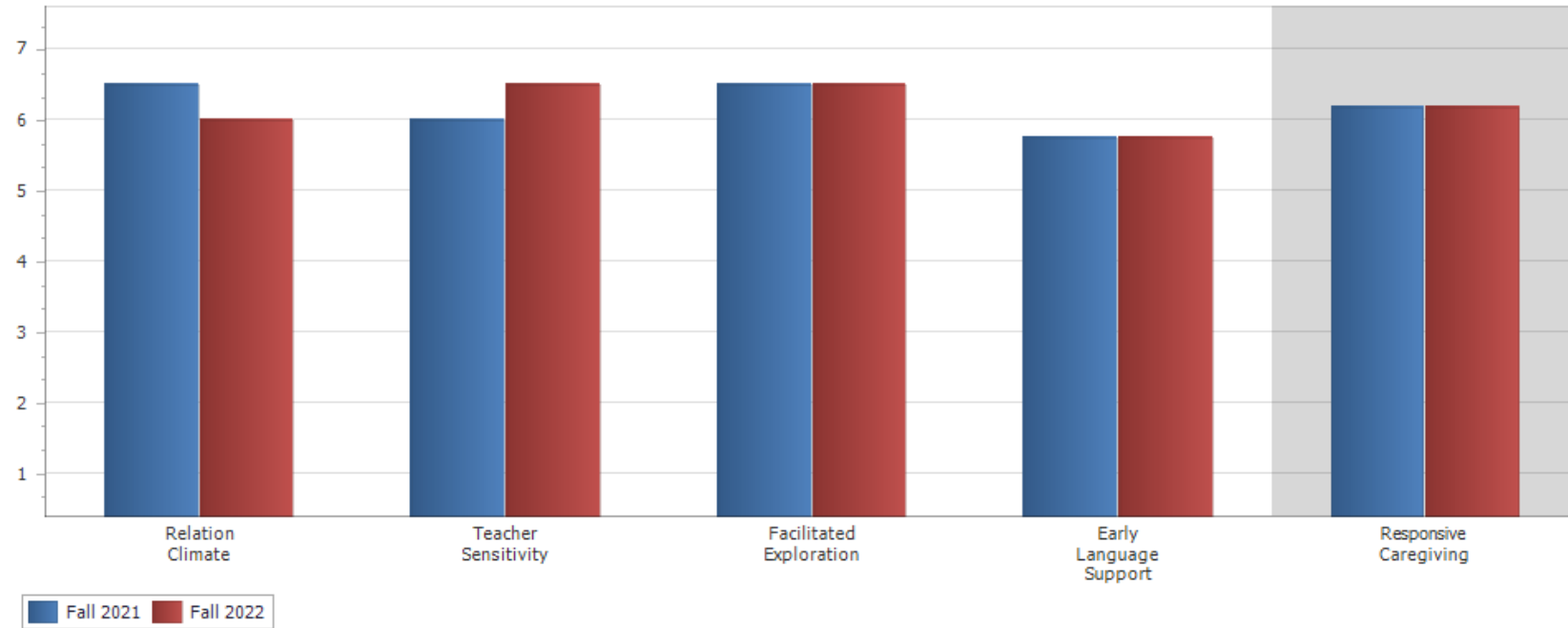
	PC	NC	TS	RCP	BG	FLD	QF	LM	EBS	ESL
Fall 2021	6	1	6	6	5.5	5	5	5.5	6.1	5.17
Fall 2022	6	1	6	6	5.5	5.5	5.75	6	6.1	5.75

Quality Thresholds	CSNT CLASS Scores Fall 2021	CSNT CLASS Scores Fall 2022
Emotional and Behavioral Support 6.00	Emotional and Behavioral Support 6.10	Emotional and Behavioral Support 6.10
Engaged Support for Learning 6.00	Engaged Support for Learning 5.17	Engaged Support for Learning 5.75

CSNT CLASS Program Scores **Fall 2021** Vs. **Spring 2022**

Early Head Start Averages-Infants

Community Services Of Northeast Tex



	RC	TS	FE	ELS	RCG
Fall 2021	6.5	6	6.5	5.75	6.19
Fall 2022	6	6.5	6.5	5.75	6.19

Quality Thresholds	CSNT CLASS Scores Fall 2021	CSNT CLASS Scores Fall 2022
Early Language Support 6.00	Early Language Support 5.75	Early Language Support 5.75
Responsive Caregiving 6.00	Responsive Caregiving 6.19	Responsive Caregiving 6.19

*Fall 2022-We had a new teacher in the classroom.

CSNT Head Start 2022-2023 Program Goals Progress Report

Program Goal 1: Strengthen comprehensive Health Services within the program.					
Year Four Objective One Outcome: 85% of parents will obtain (EPDST) health requirements for their children					
Fall Progress	87%	Winter Progress		Spring Progress	
Program Goal 1 Challenges: Parents understanding the importance of completing health steps					

Program Goal 1: Strengthen comprehensive Health Services within the program.					
Year Four Objective Two Outcome: 85% of parents/staff will participate in wellness activities					
Fall Progress	97.5%	Winter Progress		Spring Progress	
Program Goal 1 Challenges: Parents/staff feeling connected to the activities offered					

Program Goal 2: Provide Comprehensive School Readiness					
Year Four Objective One Outcome: 66% of Head Start children will name upper and lowercase letters					
Fall Progress	33%	Winter Progress		Spring Progress	
Program Goal 2 Challenges: Teachers individualizing according to the data in the child assessment system					

Program Goal 2: Provide Comprehensive School Readiness					
Year Four Objective Two Outcome: 70% of children will sequence count to 50					
Fall Progress	12%	Winter Progress		Spring Progress	
Program Goal 2 Challenges: Teachers individualizing according to the data in the child assessment system					

Program Goal 2: Provide Comprehensive School Readiness.					
Year Four Objective Three Outcome: <u>Head Start</u> - 6 (Quality Score) in CLASS Emotional Support (ES) And Classroom Organization (CO) and 3 (Quality Score) increase in Instructional Support (IS) <u>Early Head Start</u> – Emotional & Behavior score of 6 and Engaged Learning score of 6 and Responsive Caregiving score of 6					
Fall Progress	ES - 6.04 CO – 5.34 IS – 4.29 EB – 6.10 EL – 5.75 RC – 6.19	Winter Progress	ES CO IS EB EL RC	Spring Progress	ES CO IS EB EL RC
Program Goal 2 Challenges: Staff turnover, Teacher motivation, lack of understanding concepts					

Program Goal 2: Provide Comprehensive School Readiness					
Year Four Objective Four Outcome: 80% of Early Head Start children will demonstrate interactions with their peers					
Fall Progress	32%	Winter Progress		Spring Progress	
Program Goal 2 Challenges: Teachers individualizing according to the data in the child assessment system					

Program Goal 3: Increase Parent Involvement in the Head Start Program					
Year Four Objective One Outcome: 65% of parents will be involved in their child’s education					
Fall Progress	64%	Winter Progress		Spring Progress	
Program Goal 3 Challenges: Parent’s ability to participate in activities due to other commitments such as work or family responsibilities					

Discussion Justification

**(2) Head Start HVAC Unit Replacements – Pittsburg Campus
Head Start Grant \$12,000 Approved PY04 Budget
American Recovery Plan (ARP) C-6 Funds - \$2,100
Grantee 06CH011282/04**

Date	Description
1/24/2023	CSNT Head Start is paying the additional costs of the (2) new HVAC Units at the Pittsburg Head Start Campus with C-6 Funds.

CSNT has gotten approval in the PY04 Head Start Grant Application to replace two old HVAC units at the Pittsburg Head Start Campus. These replacement units will improve the air circulation and distribution at this location. The new units will also diminish the spread of viruses at this location. Due to the COVID Epidemic shutdowns, the HVAC Unit prices have increased since the original estimate was received last year. The American Recovery Plan (ARP) C6 Funds are to be used for expenses incurred due to the COVID Epidemic. The increase in the HVAC Unit prices is the result of the COVID Epidemic.