




Community Services of Northeast Texas, Inc.
Head Start
Policy Council Meeting
Tuesday, May 23, 2023 9:00 am
Linden Community Building
301 East Houston Street
Linden, Texas


CALL TO ASSEMBLY


Please rise.

 **Pledge of Allegiance (US)** – *I pledge allegiance to the flag of the United States of America and to the Republic for which it stands, one nation, under God, indivisible, with liberty and justice for all.*

 **Pledge of Allegiance (TX)** – *Honor the Texas flag; I pledge allegiance to thee, Texas, one state under God, one and indivisible.*

 **Community Action Promise** - *Community Action changes people's lives, embodies the spirit of hope, improves communities, and makes America a better place to live. We care about the entire community, and we are dedicated to Helping People Help themselves and each other.*

 **Our CSNT Mission** – *CSNT applies all available strategies enabling Northeast Texas families to lead improved, empowered, and self-reliant lives.*

 **Our Head Start Vision** – *To provide a system of education and encouragement which results in school-readiness for young children and their families.*

Invocation

1. **Call Meeting to Order**
2. **Recognize New Policy Council Members**
3. **Establishment of Quorum**
4. **Approval of Agenda**
5. **Approval of Minutes for March 28, 2023**
6. **Presentations**
None
7. **Reports**
 - A. **Financial Report** **Shelley Mitchell**
 1. **Head Start Financial Report April and May 2023**
 2. **Early Head Start Report April and May 2023**
 3. **Credit Usage Report April and May 2023**
 4. **CACFP Financial Report April and May 2023**
 - B. **Head Start Director Report** **Bernadette Harris**
 1. **Head Start/Early Head Start Report April and May 2023**
 2. **Head Start/Early Head Start PIR April and May 2023**
 - C. **Executive Director Report** **Dan Boyd**
8. **Committee Reports**

Community Services of Northeast Texas, Inc.
Head Start
Policy Council Meeting
Tuesday, May 23, 2023 9:00 am
Linden Community Building
301 East Houston Street
Linden, Texas

A. Appoint Committee Member(s)

9. Action Items

A. Discuss and/or Approve School Calendars 2023-2024

- 1. Atlanta Head Start**
- 2. Bloomburg Head Start**
- 3. Daingerfield Head Start**
- 4. Hughes Springs Head Start**
- 5. Naples Head Start**
- 6. Pittsburg Head Start**
- 7. Texarkana Head Start**
- 8. Hughes Springs Early Head Start**

B. Discuss and/or Approve Parent Handbook 2023 - 2024

C. Discuss and/or Approve Nutrition Menus 2023-2024

D. Discuss and/or Approve USDA/CACFP Contract

E. Discuss and/or Approve Head Start/Early Head Start Continuation Grant #06CH011282/05 \$5,866,791 (\$4,647,794, \$45,638 T&TA, Non-Federal Share \$1,173,359)

a. Head Start \$5,537,783 (\$4,389,845, \$40,381 T&TA, Non-Federal Share - \$1,107,557)

b. Early Head Start \$329,008 (\$257,949, \$5,257 T&TA, Non-Federal Share \$65,802)

F. Discuss and or Approve School Readiness Goals

a. School Readiness Goals 2023-2024

b. Parent Family and Community Engagement Goals 2023-2024

10. Discussion Items

A. Discuss CIRCLE Assessment Data Spring 2023

B. Discuss School Readiness Performance Data Spring 2023

C. Discuss PFCE Goals Progress Spring 2023

D. Discuss Program Goals Progress Spring 2023

E. Discuss CLASS Data Spring 2023

11. Audience Comments

12. Executive Session

A. Personnel

1. New hires and terminations

Discussion with respect to any matter specifically made confidential by law or regulation. Topics may include, but are not limited to: Approval of new hires, terminations, and employee matters of a confidential nature.

13. Required Action from Executive Session

14. Adjourn

Community Services of Northeast Texas, Inc.
Head Start Policy Council Meeting Minutes
Tuesday, March 28, 2023 9:00 am
Linden Community Building
301 East Houston Street
Linden, Texas

PC Attendance	Campus	Title	Sep-22	Oct-22	Dec-22	Jan-23	Feb-23	Mar-23
Chairperson - Cecelia Huff			x	x	x	x	x	x
Vice Chairperson - Martavius Jones			x			x	x	x
Secretary - Carlos Johnson			x	x	x		x	x
Cecelia Huff	Board Liaison/BC	Representative	x	x	x	x	x	x
Sheran West	Morris County	Representative	x		x			x
Mary Hurd	Atlanta	Representative	x					
La'Kimya Pinson	Atlanta	Alternate						
Marissa Jones	Bloomburg	Representative	x					
Megan Hervey 3/28/23-Rep	Bloomburg	Alternate	x	x	x	x	x	x
Kathrine Smith	D/LS	Representative						
Krista Huffman	D/LS	Alternate						
Chyenne Battensby	Hughes Springs EHS	Representative	x	x	x			x
Sonia Abbasi	Hughes Springs EHS	Alternate						
	Naples	Representative						
	Naples	Alternate						
Carlos Johnson	New Boston	Representative	x	x	x		x	x
Vicki Taylor	New Boston	Alternate						
Martavius Jones	Pittsburg	Representative	x			x	x	x
Tara Petty	Pittsburg	Alternate		x				
	Texarkana	Representative						
Ramisha Jeffery	Texarkana	Alternate						

Others in attendance: CSNT Staff: Bernadette Harris, Bridgette Parton, Michelle Morehead, Shelley Mitchell, Crew Dykes, Charlotte Hall, Misty Van Hooser, Susan Horner and Rhonda Shirley

1. Call to Order:

The meeting was called to order by Cecelia Huff, Policy Council Chairperson at 9:10 am, March 28, 2023, in the Linden Community Building.

2. Recognize New Policy Council Members:

Megan Hervey – Bloomburg Head Start Representative

3. Establishment of Quorum:

Quorum was established with the following Policy Council Members present: Cecelia Huff, Megan Hervey, Carlos Johnson, Chyenne Battensby, Sheran West and Martavius Jones.

4. Approval of Agenda:

Members reviewed the agenda. Martavius Jones moved to accept the agenda as presented. This motion was seconded by Sheran West. The motion was put to a vote with a majority of members voting in favor of by signaling aye. The motion carried.

5. Approval of Minutes from February 28, 2023:

Martavius Jones moved to accept the minutes of February 28, 2023 meeting as presented. The motion was seconded by Carlos Johnson. The motion was put to a vote with a majority of members voting in favor of by signaling aye. The motion carried.

6. Presentations:

A. Policy Council Question

Bernadette Harris reviewed the process with the Policy Council Members on Self-Assessment and fact sheet as a Policy Council Member.

7. Reports:

A. Financial Report

Shelley Mitchell gave the Financial Report as presented.

B. Head Start Report

Bernadette Harris gave the Head Start Report as presented. She presented a new style report for the members.

C. Executive Directors Report

Michelle Morehead stated she would be traveling to Austin to speak to Legislatures discussing the Programs our Agency provides.

8. Committee Reports:

A. Appoint Committee Members

None

Health Advisory is scheduled for Thursday, April 20, 2023 at Noon in Atlanta, Texas.

9. Action Items:

A. Discuss and/or Approve Self-Assessment Results 2023

Bernadette Harris reviewed the Self-Assessment Results 2023 as presented. Martavius Jones moved to approve the Self-Assessment Results 2023 as presented. The motion was seconded by Carlos Johnson. The motion was put to a vote with a majority of members voting in favor of by signaling aye. The motion carried.

B. Discuss and/or Approve ERSEA Committee Action Items

1. Head Start Selection Criteria

2. Early Head Start Selection Criteria

Misty Van Hooser reviewed the ERSEA Committee Action Items as presented. Martavius Jones moved to approve the ERSEA Committee Action Items as presented. The motion was seconded by Sheran West. The motion was put to a vote with a majority of members voting in favor of by signaling aye. The motion carried.

C. Discuss and/or Approve 5.6% COLA Increase Head Start (\$225,816) & Early Head Start (\$13,321) total amount of \$239,137 Grantee #06CH011282/04

Bernadette Harris reviewed the 5.6% COLA as presented. Martavius Jones moved to approve the 5.6% COLA Increase Head Start (\$225,816) & Early Head Start (\$13,321) total amount of \$239,137 Grantee #06CH011282/04 as presented. Megan Hervey seconded the motion. The motion was put to a vote with a majority of members voting in favor by signaling aye. The motion carried.

D. Discuss and/or Approve Quality Funds Head Start (\$131,605) & Early Head Start (\$6,747) total amount of \$138,352) Grantee #06CH011282/04

Bernadette Harris reviewed the Quality Funds as presented. Carlos Johnson moved to approve the Quality Funds Grant Head Start (\$131,605) & Early Head Start (\$6,747) total amount of \$138,352) Grantee #06CH011282/04 as presented. Sheran West seconded the motion. The motion was put to a vote with a majority of members voting in favor by signaling aye. The motion carried.

10. Discussion Items:

A. Discuss Progress on Head Start Goals

1. Head Start Program Goals

2. Parent, Family and Community Engagement 2022-2023

3. School Readiness Performance Data 2022-2023

Bernadette Harris, Bridgette Parton and Misty Van Hooser reviewed the Progress on the Head Start Goals as presented.

B. Discuss CLASS Data Winter 2023

Bernadette Harris reviewed the CLASS Data Winter 2023 as presented.

C. Discuss Assessment Data Winter 2023

1. Circle Assessment Head Start

2. Circle Assessment Early Head Start

Bernadette Harris reviewed the Assessment Data Winter 2023 as presented.

D. Discuss OHS Monitoring Review Report – Head Start/Early Head Start

Bernadette Harris reviewed the OHS Monitoring Review Report as presented.

E. Discuss Financial Audit

Bernadette Harris stated that the Financial Audit had zero findings. Michelle Morehead stated that the Agency has had a clean audit for eighteen years in a row.

11. Audience Comments:

Bernadette Harris and Bridgette Parton will be in Dallas, Texas at a Conference for April 25, 2023 Meeting. Misty Van Hooser would assist in their absence.

12. Executive Session:

Martavius Jones moved for Policy Council to go into Executive Session at 10:38 am. Megan Hervey seconded the motion.

Discuss new hires, terminations, transfers and employee matters of a confidential nature.

Martavius Jones made a motion to come back into regular session at 10:06 am. Carlos Johnson seconded the motion.

13. Required Action from Executive Session:

A motion was made by Martavius Jones to accept new hires, transfers, and terminations as presented. The motion was seconded by Sheran West. There was no discussion of the matter. The motion was put to a vote with a majority of members voting in favor of by signaling aye. The motion carried.

14. Adjourn:

A motion to adjourn was made by Martavius Jones at 10:41 am. The motion was seconded by Megan Hervey.

Minutes Submitted by: Bridgette Parton

Minutes approved by:

Head Start

Financial Report for the month of April 2023

(March 2023 Expenditures)

<u>Funding Source</u>	<u>Amount Funded</u>	<u>Expenditures</u>	<u>Total To Date</u>	<u>Balance</u>	<u>Monthly Budget</u>	<u>YTD Budget</u>	<u>(Over)/Under</u>
<i>12 month program ending 11-30-2022</i>							
Personnel	\$2,147,995.00	\$233,792.80	\$630,959.79	\$1,517,035.21	\$178,999.58	\$715,998.33	\$85,038.54
Fringe Benefits	\$526,259.00	\$49,667.43	\$167,919.42	\$358,339.58	\$43,854.92	\$175,419.67	\$7,500.25
Travel (4120)	\$10,000.00	\$1,236.12	\$2,234.59	\$7,765.41	\$833.33	\$3,333.33	\$1,098.74
Equipment	\$35,000.00	\$0.00	\$0.00	\$35,000.00	\$2,916.67	\$11,666.67	\$11,666.67
Supplies	\$189,500.00	\$16,709.95	\$35,671.23	\$153,828.77	\$15,791.67	\$63,166.67	\$27,495.44
Contractual	\$275,350.00	\$0.00	\$0.00	\$275,350.00	\$22,945.83	\$91,783.33	\$91,783.33
Facilities / Construction	\$0.00	\$0.00	\$0.00	\$0.00	\$0.00	\$0.00	\$0.00
Other (4120)	\$30,381.00	\$4,724.91	\$11,096.91	\$19,284.09	\$2,531.75	\$10,127.00	(\$969.91)
Other (4122)	\$858,320.00	\$137,161.98	\$289,217.33	\$569,102.67	\$71,526.67	\$286,106.67	(\$3,110.66)
Total	\$4,072,805.00	\$443,293.19	\$1,137,099.27	\$2,935,705.73	\$339,400.42	\$1,357,601.67	\$220,502.40
T&TA	\$40,381.00	\$5,961.03	\$13,331.50	\$27,049.50	\$3,365.08	\$13,460.33	\$128.83
Total							
USDA Reimbursements through February 2023							\$35,756.95
Estimated USDA Reimbursement for March 2023							\$13,508.79
							<u>\$269,768.14</u>
							Resulting (over)/under with USDA

* Total Over/Under without USDA

Accruals: \$4.00
 Actual year end payroll accrual \$75,600.00

Further Analysis	
Number of children	465
Number of classrooms	26

<u>Amount Funded</u>	<u>Expenditures</u>	<u>Total To Date</u>	<u>Monthly Budget</u>	<u>YTD Budget</u>	<u>(Over)/Under</u>	
Per Classroom	\$156,646.35	\$17,049.74	\$43,734.59	\$13,053.86	\$52,215.45	\$8,480.86
Per Child	\$8,758.72	\$953.32	\$2,445.37	\$729.89	\$2,919.57	\$474.20

IN-KIND (Non-Federal Share)				
	Needed	This month	Total	Still need
	\$1,018,201.00	\$146,241.02	\$535,666.09	\$482,534.91

Head Start C6

Financial Report for the month of April 2023

(March 2023 Expenditures)

<u>Funding Source</u>	<u>Amount Funded</u>	<u>Expenditures</u>	<u>Total To Date</u>	<u>Balance</u>
<i>program ending 03/31/2023</i>				
Personnel	\$254,594.00	\$0.00	\$226,627.92	\$27,966.08
Supplies	\$111,556.00	\$14,741.51	\$40,345.64	\$71,210.36
Other	\$180,591.00	\$1,916.37	\$21,260.32	\$159,330.68
Total	\$546,741.00	\$16,657.88	\$288,233.88	\$258,507.12

Early Head Start

Financial Report for the month of April 2023

(March 2023 Expenditures)

<u>Funding Source</u>	<u>Amount Funded</u>	<u>Expenditures</u>	<u>Total To Date</u>	<u>Balance</u>	<u>Monthly Budget</u>	<u>YTD Budget</u>	<u>(Over)/Under</u>
<i>12 month program ending 11-30-2022</i>							
Personnel	\$134,771.00	\$18,750.42	\$55,804.78	\$78,966.22	\$11,230.92	\$44,923.67	(\$10,881.11)
Fringe Benefits	\$33,019.00	\$4,433.92	\$15,806.62	\$17,212.38	\$2,751.58	\$11,006.33	(\$4,800.29)
Travel (4120)	\$2,190.00	\$6.89	\$275.40	\$1,914.60	\$182.50	\$730.00	\$454.60
Equipment	\$0.00	\$0.00	\$0.00	\$0.00	\$0.00	\$0.00	\$0.00
Supplies	\$19,350.00	\$252.73	\$1,405.11	\$17,944.89	\$1,612.50	\$6,450.00	\$5,044.89
Contractual	\$0.00	\$0.00	\$0.00	\$0.00	\$0.00	\$0.00	\$0.00
Facilities / Construction	\$0.00	\$0.00	\$0.00	\$0.00	\$0.00	\$0.00	\$0.00
Other (4120)	\$3,067.00	\$796.84	\$1,324.84	\$1,742.16	\$255.58	\$1,022.33	(\$302.51)
Other (4122)	\$50,741.00	\$6,722.20	\$9,748.97	\$40,992.03	\$4,228.42	\$16,913.67	\$7,164.70
Total	\$243,138.00	\$30,963.00	\$84,365.72	\$158,772.28	\$20,261.50	\$81,046.00	(\$3,319.72)
T&TA	\$5,257.00	\$803.73	\$1,600.24	\$3,656.76	\$438.08	\$1,752.33	\$152.09
Total							
USDA Reimbursements through February 2023							\$4,408.62
Estimated USDA Reimbursement for March 2023							\$2,136.91
							<u>\$3,225.81</u>
							Resulting (over)/under with USDA

* Total Over/Under without USDA

Accruals:

Actual year end payroll accrual \$7,200

\$4.00

Further Analysis

Number of children	16
Number of classrooms	2

	<u>Amount Funded</u>	<u>Expenditures</u>	<u>Total To Date</u>	<u>Monthly Budget</u>	<u>YTD Budget</u>	<u>(Over)/Under</u>
Per Classroom	\$121,569.00	\$15,481.50	\$42,182.86	\$10,130.75	\$40,523.00	(\$1,659.86)
Per Child	\$15,196.13	\$1,935.19	\$5,272.86	\$1,266.34	\$5,065.38	(\$207.48)

IN-KIND (Non-Federal Share)

	<u>Needed</u>	<u>This month</u>	<u>Total</u>	<u>Still need</u>
	\$243,138.00	\$2,131.64	\$8,434.42	\$234,703.58

Early Head Start C6

Financial Report for the month of April 2023

(March 2023 Expenditures)

<u>Funding Source</u>	<u>Amount Funded</u>	<u>Expenditures</u>	<u>Total To Date</u>	<u>Balance</u>
<i>program ending 03/31/2023</i>				
Personnel	\$12,606.00	\$0.00	\$13,555.35	(\$949.35)
Supplies	\$6,761.00	\$163.94	\$1,482.11	\$5,278.89
Other	\$9,409.00	\$50.81	\$873.40	\$8,535.60
Total	\$28,776.00	\$214.75	\$15,910.86	\$12,865.14

Community Services of Northeast Texas, Inc.
Credit Usage Report

Board Report -April 2023

Sam's Club

Purchases for February 2023 & March 2023		202.15
Payment due by 01/28/2023	Pd on 03/15/2023	<u>(202.15)</u>
Balance		-

American Express

Purchases for January 2023 & February 2023		8,458.97
Payment due by ---	Pd on 03/08/2023	<u>(8,458.97)</u>
Balance		-

Line of Credit

Program	CEAP A	CSBG A	TBRA	TX-HAF
Highest March 2023 Balance	18,680.00	-	-	10,655.00
Current balance		-		
Exp pay off date				

In House Line of Credit


Program	CEAP A	CSBG A	TRBA	TX-HAF
Highest March 2023 Balance	38,159.00	9,615.00	11,210.00	6,872.00
Current balance	-	6,400.00	11,580.00	
Exp pay off date		5/31/2023	5/31/2023	

U.S. SMALL BUSINESS ADMINISTRATION LOAN

\$150,000



COMMUNITY COUNCIL OF CASS
Account Number ending in 0674



PAGE 1 of 5

Visit us at SamsClubCredit.com/businesscard or Call 1-800-203-5764

Payment Information

\$ New Balance: **\$202.15**
 Total Minimum Payment Due: **\$50.00**
 Payment Due Date: **03/28/2023**

Payments must be received by 5pm ET on 03/28/2023 if mailed, or by 11:59pm ET on 03/28/2023 for online and phone payments.

MEMBER SERVICE: For Account Information log on to SamsClubCredit.com/businesscard. This account is registered. See your online Administrator to get a User ID & Password. Or call toll-free 1-800-203-5764

To make a payment, please visit us online or mail your payment using the coupon below. Payments are also accepted at your local CheckFreePay* or MoneyGram locations*. * Fees may apply.

Account Summary

Previous Balance as of 02/09/2023	\$1,610.21	Credit Limit	\$1,700
Payments	- 1,610.21	Available Credit	\$1,497
Purchases/Debits	+ 179.96		
Interest Charges	+ 22.19		
New Balance as of 03/08/2023	\$202.15		

28 Day Billing Cycle from 02/09/2023 to 03/08/2023

Transaction Detail

Date	Reference #	Description	Amount
Payments			-\$1,610.21
02/12	P9280001Q01PJD65H	PAYMENT - THANK YOU	-\$486.58
03/01	P9280001Y0151ZM71	PAYMENT - THANK YOU	-\$1,123.63
Purchases and Other Debits			\$179.96
02/22	P9280001P00XTMJGK	WALMART.COM 002738 BENTONVILLE AR Total for SAMS BRC WM.COM	\$179.96
Total Fees Charged This Period			\$0.00
Total Interest Charged This Period			\$22.19
03/08	*INTEREST CHARGE*	PURCHASES \$22.19	\$22.19

6709 0002 HCJ 1 7 8 230308 PAGE 1 of 5 9280 2000 MP17 01FN6709 16165

Use blue or black ink,
detach & mail with your
check.

Account Number **6040 0020 2331 0674**
 New Balance **\$202.15**
 Total Minimum Payment Due **\$50.00**
 Payment Due Date **03/28/2023**

Amount Enclosed **\$**

VIEW AND PAY YOUR BILL ONLINE!
SamsClubCredit.com/businesscard

No other correspondence please.
Print new address or email changes on back.

COMMUNITY COUNCIL OF CASS 16165
KAY PHILLIPS Q203
PO BOX 427
LINDEN TX 75563-0427



Make SAM'S CLUB/SYNCHRONY BANK
Payment P.O. BOX 669825
to: DALLAS, TX 75266-0782



00050000112363 000500000020215 000004500 0089330 07422

COMMUNITY COUNCIL OF CASS

ACCOUNT #: 6048 0020 3937 0874

DATE OF SALE #: 230222

P.O. #:

INVOICE#:

AUTHORIZATION #: 000299

CLUB #: 7389

REFERENCE #: P9280001P00XTMJGK

TRANSACTION #: 0

REGISTER #: 0

S.K.U	DESCRIPTION	QUANTITY	UNIT	PRICE	EXT. PRICE
SALES TAX		1.000		\$0.0000	\$0.00
1	Walmart.Com Purchase	1.000		\$179.9600	\$179.96
SUB \$179.96		TAX \$0.00		TOTAL INVOICE	\$179.96
				CREDITS TOTAL	\$0.00
				BALANCE DUE	\$179.96



Corporate Purchasing Cardmember Report



Sign-up For Online Statements

www.americanexpress.com/gopaperless

Prepared For
DAN BOYD
CSNT INC

Account Number
XXXX-XXXX-121009

Closing Date
02/28/23

Page 1 of 3

Previous Balance \$	New Charges \$	Other Debits \$	Payments \$	Other Credits \$	Balance Due \$	Do Not Pay
4,188.07	6,433.77	0.00	4,473.98	0.00	6,147.86	For important information regarding your account refer to page 2.

For your records only - do not pay.

For assistance or questions about your account, contact us at www.americanexpress.com/checkyourbillor call Customer Service at 1-800-492-4920.

Activity

Date reflects either transaction or posting date

Card Number	Reference Code	Amount \$
XXXX-XXXX-121009		
02/05/23 PAYMENT RECEIVED - THANK YOU 02/05	0560500000	-4,473.98
02/10/23 ATRUIM HOTEL AND SUI IRVING TX FOL# 0000007492 LODGING 02/09/23 ARRIVAL DATE DEPARTURE DATE 02/08/23 02/09/23 00 ROOM RATE \$0.01 ROC NUMBER 0000007492	73011003041	614.10 ✓
02/21/23 EB *2023 COMMUNITY A SAN FRANCISCO CA REF# 0N6ZXBPY 8014137200 02/21/23		352.39 ✓
02/01/23 FELDESMAN TUCKER LEI WASHINGTON DC REF# 20230201A 2024668960 01/31/23 ROC NUMBER 20230201A		590.75 ✓
02/14/23 FROG STREET PRESS LL SOUTHLAKE TX REF# NT_NMDYY594 +18008843764 02/14/23		2,796.00 ✓
02/02/23 SKILLPATH / NATIONAL 9133623900 KS REF# PO 03381725 9133623900 02/02/23		349.00 ✓
02/08/23 TX HHSC CCL FEE 0000 AUSTIN TX REF# 616961319 800-862-5252 02/07/23 GOVERNMENT SERVICES ROC NUMBER 616961319	61696131900	113.75 ✓
02/20/23 VISTAPRINT WALTHAM MA REF# VP_F63K10P1 8662074955 02/20/23		531.05 ✓

Continued on Page 3

Do not staple or use paper clips

Payment Coupon

Account Number Enter 15 digit account number on all payments.
3796-665931-21009

DAN BOYD
CSNT INC
304 E HOUSTON BX 427
LINDEN TX 75563-5600

See reverse side for instructions on how to update your address, phone number, or email.



Prepared For
DAN BOYD
 CSNT INC

Account Number
 XXXX-XXXXX ~~021000~~

Closing Date
 02/28/23

Page 3 of 3

Activity Continued

		Reference Code	Amount \$
02/28/23	VISTAPRINT REF# VP_L2SGS79K 8662074955	WALTHAM MA 02/28/23	427.29 ✓
02/05/23	WESTIN NEW ORLEANS C NEW ORLEANS FOL# 1222186 WESTIN ARRIVAL DATE DEPARTURE DATE 03/23/23 03/25/23 00 ROC NUMBER 1222186	LA 02/05/23 24503810400	659.44 ✓
Total for DAN BOYD		New Charges/Other Debits Payments/Other Credits	6,433.77 -4,473.98



Corporate Purchasing Cardmember Report

**Sign-up For Online
Statements**

www.americanexpress.com/gopaperless

Prepared For
**CREW DYKES
CSNT INC**

Account Number
XXXX-XXXX-81008

Closing Date
02/28/23

Page 1 of 2

Previous Balance \$	New Charges \$	Other Debits \$	Payments \$	Other Credits \$	Balance Due \$	Do Not Pay
4,654.53	2,025.20	0.00	4,654.53	0.00	2,025.20	For important information regarding your account refer to page 2.

For your records only - do not pay.

For assistance or questions about your account, contact us at www.americanexpress.com/checkyourbill or call Customer Service at 1-800-492-4920.

Activity

Date reflects either transaction or posting date

Card Number	Reference Code	Amount \$
XXXX-XXXX-81008		
02/05/23 PAYMENT RECEIVED - THANK YOU 02/05	0560500000	-4,654.53
02/06/23 CLDTKN AMAZON.COM*TH5ML39D3 AMZN.COM/BILL 57MFX0JVJ 113-4106479-3878698109 02/04/23 ROC NUMBER 57MFX0JVJD1J	W	131.80
01/31/23 CLDTKN AMZN MKTP US*LR0X70P AMZN.COM/BILL 1MSSRMEW3 113-0336130-9988298109 01/26/23 ROC NUMBER 1MSSRMEW3577	W	484.36
02/01/23 CLDTKN AMZN MKTP US*PA5182H AMZN.COM/BILL 6Q4GPW93U 113-5142532-1860298109 01/31/23 ROC NUMBER 6Q4GPW93U8LZ	W	1,279.04
01/30/23 HUMBLEFAX RIDGEWOOD NJ REF# NT_NGWNWQBQ+12019774168 01/30/23		10.00
02/28/23 HUMBLEFAX RIDGEWOOD NJ REF# NT_NRPRHZRA +12019774168 02/28/23		120.00
Total for CREW DYKES	New Charges/Other Debits Payments/Other Credits	2,025.20 -4,654.53

Do not staple or use paper clips

Payment Coupon

Account Number **3796-566037-81008** Enter 15 digit account number on all payments.

CREW DYKES
CSNT INC
302 E HOUSTON BX 427
LINDEN TX 75563-5600

See reverse side for instructions on how to update your address, phone number, or email.

HEAD START and EHS NUTRITION PROGRAM

April 2023 Financial Report

For the month of March 2023

CACFP

		<u>Expenditures</u>	<u>Total To Date</u>
Operating Labor	\$	10,181.56	43,172.40
Administrative Labor		2,165.48	7,206.17
Food		8,284.13	60,123.28
Supplies & Equipment		755.29	4,836.51
Purchased Services		-	0.00
Financial Costs		-	0.00
Media Costs		-	0.00
Operating Org Cost		-	878.00
Other		-	146.49
Total	\$	21,386.46	\$ 116,362.85

****Operating Labor includes C5 and C6 money****

TDHS REVENUE		15,645.70	85,533.40
		(Income Starts October 2022)	

Head Start

Financial Report for the month of December 2022

(November 2022 Expenditures)

<u>Funding Source</u>	<u>Amount Funded</u>	<u>Expenditures</u>	<u>Total To Date</u>	<u>Balance</u>	<u>Monthly Budget</u>	<u>YTD Budget</u>	<u>(Over)/Under</u>
<i>12 month program ending 11-30-2022</i>							
Personnel	\$2,175,680.00	\$210,976.25	\$2,000,774.41	\$174,905.59	\$181,306.67	\$2,175,680.00	\$174,905.59
Fringe Benefits	\$528,635.00	\$45,084.09	\$493,065.74	\$35,569.26	\$44,052.92	\$528,635.00	\$35,569.26
Travel (4120)	\$10,000.00	\$1,649.83	\$3,950.91	\$6,049.09	\$833.33	\$10,000.00	\$6,049.09
Equipment	\$35,000.00	\$0.00	\$25,862.00	\$9,138.00	\$2,916.67	\$35,000.00	\$9,138.00
Supplies	\$174,635.00	\$47,463.54	\$190,976.36	(\$16,341.36)	\$14,552.92	\$174,635.00	(\$16,341.36)
Contractual	\$276,650.00	\$135,530.00	\$276,000.00	\$650.00	\$23,054.17	\$276,650.00	\$650.00
Facilities / Construction	\$0.00	\$0.00	\$0.00	\$0.00	\$0.00	\$0.00	\$0.00
Other (4120)	\$30,381.00	\$4,491.01	\$24,870.75	\$5,510.25	\$2,531.75	\$30,381.00	\$5,510.25
Other (4122)	\$841,824.00	\$224,143.79	\$1,054,237.02	(\$212,413.02)	\$70,152.00	\$841,824.00	(\$212,413.02)
Total	\$4,072,805.00	\$669,338.51	\$4,069,737.19	\$3,067.81	\$339,400.42	\$4,072,805.00	\$3,067.81
T&TA	\$40,381.00	\$6,140.84	\$28,821.66	\$11,559.34	\$3,365.08	\$40,381.00	\$11,559.34
Total							
USDA Reimbursements through October 2022							\$103,477.06
Estimated USDA Reimbursement for November 2022							\$11,619.90
							<u>\$118,164.77</u>
							Resulting (over)/under with USDA

* Total Over/Under without USDA

Accruals: \$4.00
 Actual year end payroll accrual \$0

Further Analysis	
Number of children	465
Number of classrooms	26

<u>Funding Source</u>	<u>Amount Funded</u>	<u>Expenditures</u>	<u>Total To Date</u>	<u>Monthly Budget</u>	<u>YTD Budget</u>	<u>(Over)/Under</u>
Per Classroom	\$156,646.35	\$25,743.79	\$156,528.35	\$13,053.86	\$156,646.35	\$117.99
Per Child	\$8,758.72	\$1,439.44	\$8,752.12	\$729.89	\$8,758.72	\$6.60

IN-KIND (Non-Federal Share)				
Needed	This month	Total	Still need	
\$1,018,201.00	\$133,911.07	\$1,524,657.27	(\$506,456.27)	

Head Start

Financial Report for the month of May 2023

(April 2023 Expenditures)

<u>Funding Source</u>	<u>Amount Funded</u>	<u>Expenditures</u>	<u>Total To Date</u>	<u>Balance</u>	<u>Monthly Budget</u>	<u>YTD Budget</u>	<u>(Over)/Under</u>
<i>12 month program ending 11-30-2022</i>							
Personnel	\$2,147,995.00	\$159,539.31	\$790,499.10	\$1,357,495.90	\$178,999.58	\$894,997.92	\$104,498.82
Fringe Benefits	\$526,259.00	\$40,747.98	\$208,677.40	\$317,581.60	\$43,854.92	\$219,274.58	\$10,597.18
Travel (4120)	\$10,000.00	\$2,720.71	\$4,955.30	\$5,044.70	\$833.33	\$4,166.67	(\$788.63)
Equipment	\$35,000.00	\$0.00	\$0.00	\$35,000.00	\$2,916.67	\$14,583.33	\$14,583.33
Supplies	\$189,500.00	\$15,524.19	\$51,195.42	\$138,304.58	\$15,791.67	\$78,958.33	\$27,762.91
Contractual	\$275,350.00	\$0.00	\$0.00	\$275,350.00	\$22,945.83	\$114,729.17	\$114,729.17
Facilities / Construction	\$0.00	\$0.00	\$0.00	\$0.00	\$0.00	\$0.00	\$0.00
Other (4120)	\$30,381.00	\$18,151.25	\$29,248.16	\$1,132.84	\$2,531.75	\$12,658.75	(\$16,589.41)
Other (4122)	\$858,320.00	\$60,172.18	\$349,389.51	\$508,930.49	\$71,526.67	\$357,633.33	\$8,243.82
Total	\$4,072,805.00	\$296,855.62	\$1,433,964.89	\$2,638,840.11	\$339,400.42	\$1,697,002.08	\$263,037.19
T&TA	\$40,381.00	\$20,871.96	\$34,203.46	\$6,177.54	\$3,365.08	\$16,825.42	(\$17,378.04)
Total							
USDA Reimbursements through March 2023							\$49,265.74
Estimated USDA Reimbursement for April 2023							\$12,856.38
							<u>\$325,159.31</u>
							Resulting (over)/under with USDA

* Total Over/Under without USDA

Accruals:

Actual year end payroll accrual \$75,600.00

\$4.00

Further Analysis	
Number of children	465
Number of classrooms	26

<u>Amount Funded</u>	<u>Expenditures</u>	<u>Total To Date</u>	<u>Monthly Budget</u>	<u>YTD Budget</u>	<u>(Over)/Under</u>	
Per Classroom	\$156,646.35	\$11,417.52	\$55,152.50	\$13,053.86	\$65,269.31	\$10,116.82
Per Child	\$8,758.72	\$638.40	\$3,083.80	\$729.89	\$3,649.47	\$565.67

IN-KIND (Non-Federal Share)				
Needed	This month	Total	Still need	
\$1,018,201.00	\$132,565.01	\$668,231.10	\$349,969.90	

Early Head Start

Financial Report for the month of December 2022

(November 2022 Expenditures)

<u>Funding Source</u>	<u>Amount Funded</u>	<u>Expenditures</u>	<u>Total To Date</u>	<u>Balance</u>	<u>Monthly Budget</u>	<u>YTD Budget</u>	<u>(Over)/Under</u>
<i>12 month program ending 11-30-2022</i>							
Personnel	\$136,855.00	\$18,915.63	\$132,390.42	\$4,464.58	\$11,404.58	\$136,855.00	\$4,464.58
Fringe Benefits	\$33,482.00	\$4,157.45	\$47,097.35	(\$13,615.35)	\$2,790.17	\$33,482.00	(\$13,615.35)
Travel (4120)	\$2,190.00	\$94.41	\$94.41	\$2,095.59	\$182.50	\$2,190.00	\$2,095.59
Equipment	\$0.00	\$0.00	\$0.00	\$0.00	\$0.00	\$0.00	\$0.00
Supplies	\$19,000.00	\$2,695.86	\$9,814.28	\$9,185.72	\$1,583.33	\$19,000.00	\$9,185.72
Contractual	\$0.00	\$0.00	\$0.00	\$0.00	\$0.00	\$0.00	\$0.00
Facilities / Construction	\$0.00	\$0.00	\$0.00	\$0.00	\$0.00	\$0.00	\$0.00
Other (4120)	\$3,067.00	\$350.09	\$4,348.90	(\$1,281.90)	\$255.58	\$3,067.00	(\$1,281.90)
Other (4122)	\$48,544.00	\$2,701.05	\$28,934.72	\$19,609.28	\$4,045.33	\$48,544.00	\$19,609.28
Total	\$243,138.00	\$28,914.49	\$222,680.08	\$20,457.92	\$20,261.50	\$243,138.00	\$20,457.92
T&TA	\$5,257.00	\$444.50	\$4,443.31	\$813.69	\$438.08	\$5,257.00	\$813.69
Total							
USDA Reimbursements through October 2022							\$13,997.42
Estimated USDA Reimbursement for November 2022							\$1,359.36
							<u>\$35,814.70</u>
							Resulting (over)/under with USDA

* Total Over/Under without USDA

Accruals: \$4.00
 Actual year end payroll accrual \$4,800.00

Further Analysis	
Number of children	16
Number of classrooms	2

	<u>Amount Funded</u>	<u>Expenditures</u>	<u>Total To Date</u>	<u>Monthly Budget</u>	<u>YTD Budget</u>	<u>(Over)/Under</u>
Per Classroom	\$121,569.00	\$14,457.25	\$111,340.04	\$10,130.75	\$121,569.00	\$10,228.96
Per Child	\$15,196.13	\$1,807.16	\$13,917.51	\$1,266.34	\$15,196.13	\$1,278.62

IN-KIND (Non-Federal Share)				
	<u>Needed</u>	<u>This month</u>	<u>Total</u>	<u>Still need</u>
	\$60,785.00	\$2,105.01	\$22,796.67	\$37,988.33

Early Head Start

Financial Report for the month of May 2023

(April 2023 Expenditures)

<u>Funding Source</u>	<u>Amount Funded</u>	<u>Expenditures</u>	<u>Total To Date</u>	<u>Balance</u>	<u>Monthly Budget</u>	<u>YTD Budget</u>	<u>(Over)/Under</u>
<i>12 month program ending 11-30-2022</i>							
Personnel	\$134,771.00	\$10,250.92	\$66,055.70	\$68,715.30	\$11,230.92	\$56,154.58	(\$9,901.12)
Fringe Benefits	\$33,019.00	\$6,044.30	\$21,850.92	\$11,168.08	\$2,751.58	\$13,757.92	(\$8,093.00)
Travel (4120)	\$2,190.00	\$140.61	\$416.01	\$1,773.99	\$182.50	\$912.50	\$496.49
Equipment	\$0.00	\$0.00	\$0.00	\$0.00	\$0.00	\$0.00	\$0.00
Supplies	\$19,350.00	\$944.33	\$2,349.44	\$17,000.56	\$1,612.50	\$8,062.50	\$5,713.06
Contractual	\$0.00	\$0.00	\$0.00	\$0.00	\$0.00	\$0.00	\$0.00
Facilities / Construction	\$0.00	\$0.00	\$0.00	\$0.00	\$0.00	\$0.00	\$0.00
Other (4120)	\$3,067.00	\$365.75	\$1,690.59	\$1,376.41	\$255.58	\$1,277.92	(\$412.67)
Other (4122)	\$50,741.00	\$1,494.46	\$11,243.43	\$39,497.57	\$4,228.42	\$21,142.08	\$9,898.65
Total	\$243,138.00	\$19,240.37	\$103,606.09	\$139,531.91	\$20,261.50	\$101,307.50	(\$2,298.59)
T&TA	\$5,257.00	\$506.36	\$2,106.60	\$3,150.40	\$438.08	\$2,190.42	\$83.82
Total							
USDA Reimbursements through March 2023							\$6,545.53
Estimated USDA Reimbursement for April 2023							\$1,251.37
							\$5,498.31
							Resulting (over)/under with USDA

* Total Over/Under without USDA

Accruals:

Actual year end payroll accrual \$7,200

\$4.00

Further Analysis	
Number of children	16
Number of classrooms	2

	<u>Amount Funded</u>	<u>Expenditures</u>	<u>Total To Date</u>	<u>Monthly Budget</u>	<u>YTD Budget</u>	<u>(Over)/Under</u>
Per Classroom	\$121,569.00	\$9,620.19	\$51,803.05	\$10,130.75	\$50,653.75	(\$1,149.30)
Per Child	\$15,196.13	\$1,202.52	\$6,475.38	\$1,266.34	\$6,331.72	(\$143.66)

IN-KIND (Non-Federal Share)				
	<u>Needed</u>	<u>This month</u>	<u>Total</u>	<u>Still need</u>
	\$243,138.00	\$2,036.09	\$10,470.51	\$232,667.49

Head Start C6

Financial Report for the month of May 2023

(April 2023 Expenditures)

<u>Funding Source</u>	<u>Amount Funded</u>	<u>Expenditures</u>	<u>Total To Date</u>	<u>Balance</u>
<i>program ending 03/31/2023</i>				
Personnel	\$254,594.00	\$0.00	\$226,627.92	\$27,966.08
Supplies	\$111,556.00	\$0.00	\$40,345.64	\$71,210.36
Other	\$180,591.00	\$0.00	\$26,854.44	\$153,736.56
Total	\$546,741.00	\$0.00	\$293,828.00	\$252,913.00

Early Head Start C6

Financial Report for the month of May 2023

(April 2023 Expenditures)

<u>Funding Source</u>	<u>Amount Funded</u>	<u>Expenditures</u>	<u>Total To Date</u>	<u>Balance</u>
<i>program ending 03/31/2023</i>				
Personnel	\$12,606.00	\$0.00	\$13,555.35	(\$949.35)
Supplies	\$6,761.00	\$0.00	\$1,482.11	\$5,278.89
Other	\$9,409.00	\$0.00	\$1,108.96	\$8,300.04
Total	\$28,776.00	\$0.00	\$16,146.42	\$12,629.58

Community Services of Northeast Texas, Inc.
Credit Usage Report

Board Report -May 2023

Sam's Club

Purchases for April 2023		185.00
Payment due by 04/28/2023	4/18/2023	<u>(185.00)</u>
Balance		-

American Express

Purchases for March 2023		12,098.70
Payment due by ---	Pd on 04/05/2023	<u>(12,098.70)</u>
Balance		-

Line of Credit

Program	CEAP A	CSBG A	TBRA	TX-HAF
Highest April 2023 Balance	7,900.00	9,300.00	8,625.00	
Current balance	-	-	-	
Exp pay off date				

In House Line of Credit

Program	CEAP A	CSBG A	TRBA	TX-HAF
Highest April 2023 Balance	200.00	6,400.00	22,250.00	
Current balance	200.00	10,900.00	8,435.00	
Exp pay off date	5/31/2023	5/31/2023	5/31/2023	

U.S. SMALL BUSINESS ADMINISTRATION LOAN

\$146,154

BY: *KJC*

Payment Information



New Balance: \$230.00
Total Minimum Payment Due: \$50.00
Payment Due Date: 04/28/2023

Payments must be received by 5pm ET on 04/28/2023 if mailed, or by 11:59pm ET on 04/28/2023 for online and phone payments.

MEMBER SERVICE: For Account Information log on to SamsClubCredit.com/businesscard. This account is registered. See your online Administrator to get a User ID & Password. Or call toll-free 1-800-203-5764

To make a payment, please visit us online or mail your payment using the coupon below. Payments are also accepted at your local CheckFreePay* or MoneyGram locations*. * Fees may apply.

Account Summary

Previous Balance as of 03/09/2023	\$202.15	Credit Limit	\$1,700
Payments	- 202.15	Available Credit	\$1,470
Purchases/Debits	+ 230.00		
New Balance as of 04/08/2023	\$230.00		

31 Day Billing Cycle from 03/09/2023 to 04/08/2023

Transaction Detail

Date	Reference #	Description	Amount
Payments			
03/20	P9280002J01L0LFQP	PAYMENT - THANK YOU	-\$202.15
Purchases and Other Debits			
04/03	P9280002Y018NSMXA	SAM'S CLUB 008295 TEXARKANA TX ANNUAL MEMBERSHIP FEE Total for SHELLY MITCHELL	\$230.00
Total Fees Charged This Period			\$0.00
Total Interest Charged This Period			\$0.00

6709 0003 HCJ 1 7 8 230407 PAGE 1 of 5 9280 2000 MP17 01FN6709 96501

Use blue or black ink,
detach & mail with your
check.

Account Number 6046002039330674
New Balance \$230.00
Total Minimum Payment Due \$50.00
Payment Due Date 04/28/2023

Amount Enclosed \$

VIEW AND PAY YOUR BILL ONLINE!
SamsClubCredit.com/businesscard

No other correspondence please.
Print new address or email changes on back.

COMMUNITY COUNCIL OF CASS
KAY PHILLIPS
PO BOX 427
LINDEN TX 75563-0427

96501
Q203



Make SAM'S CLUB/SYNCHRONY BANK
Payment P.O. BOX 669825
to: DALLAS, TX 75266-0782



00050000020215 000500000023000 0006001500 20230300 67482

COMMUNITY COUNCIL OF CASS

ACCOUNT #: ~~945 0020 8938 1674~~

DATE OF SALE #: 230403

P.O. #:

INVOICE #: 999999

AUTHORIZATION #:

CLUB #: 8295

REFERENCE #: P9280002Y018NSMXA

TRANSACTION #: 99999

REGISTER #: 99

S.K.U	DESCRIPTION	QUANTITY	UNIT	PRICE	EXT. PRICE
SALES TAX		1.000		\$0.0000	\$0.00
000000101	ANNUAL MEMBERSHIP FEE	1.000	EA	\$50.0000	\$50.00
000000102	ANNUAL MEMBERSHIP FEE	1.000	EA	\$45.0000	\$45.00
000000102	ANNUAL MEMBERSHIP FEE	1.000	EA	\$45.0000	\$45.00
000000102	ANNUAL MEMBERSHIP FEE	1.000	EA	\$45.0000	\$45.00
000000102	ANNUAL MEMBERSHIP FEE	1.000	EA	\$45.0000	\$45.00

delete

SUB \$230.00	TAX \$0.00	TOTAL INVOICE	\$230.00
		CREDITS TOTAL	\$0.00
		BALANCE DUE	\$230.00

Interest Charge Calculation

Your Annual Percentage Rate (APR) is the annual interest rate on your account. (v) = Variable Rate

Type of Balance	Expiration Date	Annual Percentage Rate	Balance Subject to Interest Rate	Interest Charge	Balance Method
Purchases	N/A	29.99% (v)	\$0.00	\$0.00	2D

Cardholder News and Information

Please Note: Our current Payment address has changed. If you mail your payment, please use the new address on your remittance coupon portion of the statement.

NOTICE: We may convert your payment into an electronic debit. See back of page one for details, Billing Rights and other important information.

Member News and Information

Interested in changing your due date for your Sam's Club® credit card account? Call the Credit Customer Service phone number, located on your billing statement and on the back of your Sam's Club® credit card, to determine eligibility and discuss available options.

Go green and support the environment with paperless statements! All you have to do is visit SamsClubCredit.com/businesscard to sign up. Register today to start receiving your statements online.



Corporate Purchasing Cardmember Report

Prepared For
DAN BOYD
CSNT INC

Account Number
XXXX-XXXX-121009

Closing Date
03/30/23

**Sign-up For Online
Statements**
www.americanexpress.com/gopaperless

Previous Balance \$	New Charges \$	Other Debits \$	Payments \$	Other Credits \$	Balance Due \$ Do Not Pay
6,147.86	6,178.68	0.00	6,433.77	163.12	5,729.65

For important information regarding your account refer to page 2.

For your records only - do not pay.

For assistance or questions about your account, contact us at www.americanexpress.com/checkyourbill or call Customer Service at 1-800-492-4920.

Activity

Date reflects either transaction or posting date

Card Number **XXXX-XXXX-121009**

000243 1/2


Date	Description	Reference Code	Amount \$
03/12/23	CORPORATE REMITTANCE RECEIVED	03/12	
03/21/23	CLDTKN AMZN MKTP US AMZN.COM/BILL 7DYEM09JE 111-8656489-7185898109 03/21/23 ROC NUMBER 7DYEM09JEX9	0851500000	-6,433.77
03/02/23	CLDTKN AMZN MKTP US*HD1TH62 AMZN.COM/BILL 3XCMTMRV8 111-3174908-4711498109 03/01/23 ROC NUMBER 3XCMTMRV8RY9		-137.34 Credit
03/02/23	CLDTKN AMZN MKTP US*HD4CY79 AMZN.COM/BILL 6QJAVQW42 111-9573716-5610698109 03/01/23 ROC NUMBER 6QJAVQW4245Z		49.33
03/01/23	CLDTKN AMZN MKTP US*HD9WV4Q AMZN.COM/BILL 2JOTQNLKM 111-8656489-7185898109 03/01/23 ROC NUMBER 2JOTQNLKMS5B		103.40
03/02/23	CLDTKN AMZN MKTP US*H56GN5E AMZN.COM/BILL 6HICJKS1V 111-0294841-2881098109 03/01/23 ROC NUMBER 6HICJKS1VP17		184.04
03/02/23	CLDTKN AMZN MKTP US*H57ES1G AMZN.COM/BILL 2VKS35YU6 111-2290044-2693898109 03/01/23 ROC NUMBER 2VKS35YU6Z1N		315.88
			736.16

Do not staple or use paper clips
Payment Coupon

Continued on Page 3

Account Number **3796-566931-21009** Enter 15 digit account number on all payments.

MB 01 000243 48056 H 2 B



DAN BOYD
CSNT INC
304 E HOUSTON BX 427
LINDEN TX 75563-5600

See reverse side for instructions on how to update your address, phone number, or email.

000000799 R04LQWR1 08923

(000)



Prepared For
DAN BOYD
CSNT INC

Account Number
 XXXX-XXXXX121009

Closing Date
 03/30/23

Activity Continued

			Reference Code	Amount \$
03/16/23	ATRUIM HOTEL AND SUI IRVING FOL# 000000088 LODGING ARRIVAL DATE DEPARTURE DATE 03/14/23 03/15/23 00 ROOM RATE \$0.01 ROC NUMBER 000000088	TX 03/15/23	73011003075	102.35
03/16/23	ATRUIM HOTEL AND SUI IRVING FOL# 000000086 LODGING ARRIVAL DATE DEPARTURE DATE 03/14/23 03/15/23 00 ROOM RATE \$0.01 ROC NUMBER 000000086	TX 03/15/23	73011003075	102.35
03/18/23	ATRUIM HOTEL AND SUI IRVING FOL# 000000025 LODGING ARRIVAL DATE DEPARTURE DATE 03/15/23 03/17/23 00 ROOM RATE \$0.01 ROC NUMBER 000000025	TX 03/17/23	73011003078	102.35
03/18/23	ATRUIM HOTEL AND SUI IRVING FOL# 000000026 LODGING ARRIVAL DATE DEPARTURE DATE 03/15/23 03/17/23 00 ROOM RATE \$0.01 ROC NUMBER 000000026	TX 03/17/23	73011003078	102.35
03/01/23	BANNERSONTHECHEAP.CO AUSTIN REF# 00755900 877-710-1876 DURABLE GOODS ROC NUMBER 00755900	TX 02/28/23	00755900000	507.76
03/11/23	BEST WESTERN PREMIER DENTON FOL# 0000038313 BEST WESTERN ARRIVAL DATE DEPARTURE DATE 03/07/23 03/09/23 00 ROOM RATE \$0.01 ROC NUMBER 0000038313	TX 03/09/23	54520212200	209.72
03/28/23	BT*TABLECOVERSN* STAFFORD REF# 4ZC9PM32 2815338932	TX 03/28/23		585.93
03/26/23	WESTIN NEW ORLEANS C NEW ORLEANS FOL# 1222186 WESTIN ARRIVAL DATE DEPARTURE DATE 03/23/23 03/25/23 00 ROC NUMBER 1222186	LA 03/26/23	24514504700	-25.78 Credit
03/07/23	4IMPRINT, INC 24552510 24552510 ROC NUMBER 24552510	4IMPRINT.COM WI 54901 03/07/23	24552510000	3,077.06

000243 2/2
784

Total for DAN BOYD

New Charges/Other Debits 6,178.68
 Payments/Other Credits -6,596.89



Corporate Purchasing Cardmember Report

**Sign-up For Online
Statements**

www.americanexpress.com/gopaperless

Prepared For
**CREW DYKES
CSNT INC**

Account Number
XXXX-XXXXXX781008

Closing Date
03/30/23

Page 1 of 2

Previous Balance \$	New Charges \$	Other Debits \$	Payments \$	Other Credits \$	Balance Due \$	Do Not Pay
2,025.20	6,083.14	0.00	2,025.20	0.00	6,083.14	For important information regarding your account refer to page 2.

For your records only - do not pay.

For assistance or questions about your account, contact us at www.americanexpress.com/checkyourbillor call Customer Service at 1-800-492-4920.

Activity

Date reflects either transaction or posting date

Card Number	Reference Code	Amount \$
XXXX-XXXXXX7-81008		
03/12/23 CORPORATE REMITTANCE RECEIVED 03/12	0651500000	-2,025.20
03/24/23 CLDTKN AMAZON.COM*H78XS1HH1 AMZN.COM/BILL 1E2INQU1A 113-5872796-5657898109 03/23/23 ROC NUMBER 1E2INQU1AULW	W	379.99
03/24/23 CLDTKN AMZN MKTP US*H70TA8U AMZN.COM/BILL 65X0XTZUB 113-1487308-8785898109 03/23/23 ROC NUMBER 65X0XTZUBITM	W	2,574.20
03/21/23 CLDTKN AMZN MKTP US*H70YR6A AMZN.COM/BILL 49GINGQGQ 113-9220608-0434698109 03/18/23 ROC NUMBER 49GINGQGQYPY	W	2,220.34
03/21/23 CLDTKN AMZN MKTP US*H75VJ9A AMZN.COM/BILL 6KSQ6C9YR 113-9894091-8403498109 03/18/23 ROC NUMBER 6KSQ6C9YRP1T	W	8.61
03/23/23 BLS*IFAX LONDON REF# 00025619609 COMPUTER STORE 03/23/23	00025619609	900.00
Total for CREW DYKES	New Charges/Other Debits Payments/Other Credits	6,083.14 -2,025.20

Payments: The American Express® Corporate Purchasing Card statement is payable in full by your Company upon receipt. Payments received after 5:00 pm may not be credited until the next day. Payments must be made in US currency, with a single draft or check drawn on a US bank and payable in US dollars or with a single negotiable instrument payable in US dollars and clearable through the US banking system, or through an electronic payment method clearable through the US banking system. The Account number must be included on or with all payments. If payment does not conform to these requirements, crediting may be delayed and additional Charges may be imposed. If we accept payment made in a foreign currency, we will choose a conversion rate that is acceptable to us to convert remittance into US currency, unless a particular rate is required by law. Please do not send post-dated checks. They will be deposited upon receipt. Our acceptance of any payment marked with a restrictive legend will not operate as an accord and satisfaction without our express prior written approval.

Authorization for Electronic Debit: We will process checks electronically, at first presentment and any re-presentments, by transmitting the amount of the check, routing number, account number, and check serial number to the financial institution, unless the check is not processable electronically or a less costly process is available. By submitting a check for payment, Company authorizes us to initiate an electronic debit from its bank or asset account. When we process a check electronically, payment may be debited to the bank or asset account as soon as the same day we receive the check, and that cancelled check will not be received with that bank or asset account statement. If we cannot collect the funds electronically we may issue a draft against the bank or asset account for the amount of the check. If you currently send in an individual payment for expenses on the Corporate Purchasing Card, please note that you are eligible to pay your bill online.

Authorizations for Electronic Payments: By using Pay by Computer, Pay by Phone or any other electronic payment service of ours, you will be authorizing us to initiate an electronic debit to the financial account you specify in the amount you request. Payments received after 5:00 pm may not be credited until the next day.

Transactions Made in Foreign Currencies: If you incur a Charge in a foreign currency, it will be converted into US dollars on the date it is processed by us or our agents. Unless a particular rate is required by applicable law, we will choose a conversion rate that is acceptable to us for that date. Currently the conversion rate that we use for a Charge in a foreign currency is no greater than (a) the highest official conversion rate published by a government agency, or (b) the highest interbank conversion rate identified by us from customary banking sources, on the conversion date or the prior business day, in each instance increased by 2.5%. This conversion rate may differ from rates in effect on the date of your Charge. Charges converted by establishments (such as airlines) will be billed at the rates such establishments use.

In Case of Errors or Questions About Your Bill: If you think your bill is incorrect, or if you need more information about a transaction on your bill, please call 1-800-492-4920 or the number on the back of your Card. You can also write us on a separate sheet of paper at the Customer Service address noted to the right. If you have a dispute concerning goods and services purchased with the Corporate Purchasing Card, you should contact the merchant directly. If you are unable to obtain resolution, please contact us at 1-800-492-4920.

When Contacting Us Regarding Errors or Questions: We must hear from you no later than 60 days after we send you the first bill on which the error or problem appeared. When contacting us, please give us the following information: 1. Your name and account number; 2. The dollar amount of the suspected error; 3. Describe why you believe there is an error. If you need more information, describe the item you are unsure about.

Note: Your corporation, firm or organization may have its own policy or customized program, which takes precedence over any provision stated above.



Manage your Card account online at:
www.americanexpress.com/checkyourbill



For all further inquiries, please call the number on the back of your Card.

If your Card has been lost or stolen, please call 1-800-492-4920.

International Collect:
1-336-393-1111.

Hearing Impaired Services:
Dial Relay 711 and 1-800-492-4920.

Large Print and Braille Statements:
1-800-492-4920.



Customer Service
P.O. Box 53611
Phoenix, AZ
85072-3611

Change of Address, phone number, email

- Online at www.americanexpress.com/updatecontactinfo
- Via Mobile device
- Voice automated: call the number on the back of your card
- For Name, Company Name, and Foreign Address or Phone changes, please call Customer Care

Please do not add any written communication or address change on this stub.

HEAD START and EHS NUTRITION PROGRAM

May 2023 Financial Report

For the month of April 2023

CACFP


	<u>Expenditures</u>	<u>Total To Date</u>
Operating Labor	\$ 6,779.47	49,951.87
Administrative Labor	1,390.54	8,596.71
Food	14,393.50	74,516.78
Supplies & Equipment	494.19	5,330.70
Purchased Services	-	0.00
Financial Costs	-	0.00
Media Costs	-	0.00
Operating Org Cost	656.08	1,534.08
Other	75.99	222.48
Total	\$ 23,789.77	\$ 140,152.62

****Operating Labor includes C5 and C6 money****

TDHS REVENUE	14,107.75	99,641.15
	(Income Starts October 2022)	

CSNT Head Start Director's Report PY04/FY23

April Report/March Data How Are We Doing?



HEAD START Attendance - March 2023

- ✓ **465** Actual Enrollment (Under/Over 0 Student(s)) – Funded **465**
- ✓ **9.7%** Disability Students – **10%** Target
- ✓ **90%** Average Daily Attendance



HEAD START NFS/Indirect Costs/Admin Expenses Rate

- ✓ **\$535,666** NFS Collected - **\$1,018,201** NFS Needed
- ✓ **\$68,795** Indirect Costs Collected
- ✓ **9%** Admin Expense Rate



HEAD START CACFP Meals/Reimbursements

- ✓ **\$13,509** Reimbursed This Month - **\$49,266** Reimbursed This Year
- ✓ **23** days of Service – **5,194** Meals Served

ATTITUDE IS EVERYTHING



HEAD START Quality Assurance

- ✓ **170** Files Reviewed/**59** Classrooms Observed
- ✓ **15** Incomes Verified/**10** Interviews/**68** Community Contacts
- ✓ **Self-Assessment** – **4** Findings/**3** Corrections/**1** Remaining
- ✓ **Annual Detailed Monitoring** – **7** Findings/**6** Corrections/**1** Remaining

ANNOUNCEMENTS:

Completing the CLASS Videos as part of the Federal Review Pilot Project
Completing Final Assessments/Gathering Data for End-Of-Year Information

CSNT Early Head Start Director's Report PY04/FY23

April Report/March Data How Are We Doing?



HEAD START Attendance - March 2023

- ✓ **16** Actual Enrollment (Under/Over 0 Student(s)) – Funded **16**
- ✓ **13%** Disability Students – **10%** Target
- ✓ **78%** Average Daily Attendance (Why? *Stomach Virus*)



HEAD START NFS/Indirect Costs/Admin Expenses Rate

- ✓ **\$2,132** NFS Collected - **\$60,785** NFS Needed
- ✓ **\$5,306** Indirect Costs Collected
- ✓ **6%** Admin Expense Rate



HEAD START CACFP Meals/Reimbursements

- ✓ **\$2,136** Reimbursed This Month - **\$6,546** Reimbursed This Year
- ✓ **23** days of Service – **820** Meals Served

ATTITUDE IS EVERYTHING



HEAD START Quality Assurance

- ✓ **10** Files Reviewed/**6** Classrooms Observed
- ✓ **8** Incomes Verified/**0** Interviews/**5** Community Contacts
- ✓ **Self-Assessment** – **4** Findings/**3** Corrections/**1** Remaining
- ✓ **Annual Detailed Monitoring** – **7** Findings/**6** Corrections/**1** Remaining

ANNOUNCEMENTS:

Preparing for End-of-Year Activities
Enrolling for 2023-2024 School Year



Office of Head Start - Head Start Services Snapshot

Community Services Of Northeast Texas, Inc. (2022-2023)

Date

4/19/2023

Funded Enrollment

Number of enrollment slots the program is funded to serve.

	<i># of funded enrollment slots</i>	<i>% of funded enrollment slots</i>
Total Funded Enrollment	465	100.00%

Funded Enrollment by Program Option

	<i># of funded enrollment slots</i>	<i>% of funded enrollment slots</i>
Center-based	465	100.00%
Home-based	0	0%
Family Child Care	0	0%
Locally Designed	0	0%

Detail - Center-based Funded Enrollment

	<i># of center-based funded enrollment slots</i>	<i>% of center-based funded enrollment slots</i>
Number of slots equal to or greater than 1,020 annual hours for Head Start preschool children or 1,380 annual hours for Early Head Start infants and toddlers	465	100.00%
Of these, the number that are available for the full-working-day and full-calendar-year	0	
Number of slots with fewer than 1,020 annual hours for Head Start preschool children or 1,380 annual hours for Early Head Start infants and toddlers	0	0%
Of these, the number that are available for 3.5 hours per day for 128 days	0	
Of these, the number that are available for a full working day	0	

Total Cummulative Enrollment

	<i># of participants</i>	<i>% of participants over Funded Enrollment</i>
Total Cumulative Enrollment	521	12.04%

Participants by Age

	<i># of participants</i>	<i>% of participants</i>
1 Year Old	0	0.00%
2 Years Old	6	1.15%
3 Years Old	247	47.41%
4 Years Old	268	51.44%
5 Years Old	0	0.00%

Homelessness Services

	<i># of children</i>	<i>% of children</i>
Total number of children experiencing homelessness that were served during the enrollment year	39	7.49%

Foster Care

	# of children	% of children
Total number of enrolled children who were in foster care at any point in the program year	24	4.61%

Prior Enrollment of Children

	# of children	% of children
The second year	130	24.95%
Three or more years	10	1.92%

Ethnicity And Race

	# of Hispanic or Latino Origin participants	% of Hispanic or Latino Origin participants	# of Non-Hispanic or Non-Latino Origin participants	% of Non-Hispanic or Non-Latino Origin participants
American Indian or Alaska Native	0	0.00%	1	0.19%
Asian	0	0.00%	5	0.96%
Black or African American	9	1.73%	256	49.14%
Native Hawaiian or Pacific Islander	0	0.00%	0	0.00%
White	25	4.80%	148	28.41%
Biracial or Multi-Racial	6	1.15%	37	7.10%
Other Race	34	6.53%	0	0.00%
Unspecified Race	0	0.00%	0	0.00%

Primary Language of Parents at Home

	# of children	% of children
English	492	94.43%
Of these, the number of children acquiring/learning another language in addition to English	13	
Spanish	26	4.99%
Central American, South American, or Mexican Languages	0	0.00%
Caribbean Languages	0	0.00%
Middle Eastern or South Asian Languages	0	0.00%
East Asian Languages	3	0.58%
Native North American or Alaska Native Languages	0	0.00%
Pacific Island Languages	0	0.00%
European or Slavic Languages	0	0.00%
African Languages	0	0.00%
American Sign Language	0	0.00%
Other Languages	0	0.00%
Unspecified Languages	0	0.00%

Health Services

Services to All Children at Beginning of Enrollment Year Compared to End of Enrollment Year (based on Cumulative Enrollment)	# at Beginning of Enrollment Year	% at Beginning of Enrollment Year	# at End of Enrollment Year	% at End of Enrollment Year
Children with health insurance	486	93.28%	364	69.87%
Children with accessible health care	468	89.83%	367	70.44%
Children with up-to-date immunizations or all possible immunizations to date, or exempt	470	90.21%	445	85.41%
Children with accessible dental care	454	87.14%	357	68.52%

Disabilities Services

	<i># of children</i>	<i>% of children</i>
Children with an Individualized Education Program (IEP), indicating they were determined eligible to receive special education and related services	45	9.68%

Family Services

	<i># of families</i>	<i>% of families</i>
Total Number of Families	493	100.00%

	<i># of families</i>	<i>% of families</i>
Families Who Received at Least One Family Service	478	96.96%

Specific Services

	<i># of families</i>	<i>% of families</i>
Emergency or Crisis Intervention	19	3.85%
Housing Assistance	8	1.62%
Asset Building Services	128	25.96%
Mental Health Services	8	1.62%
Substance Misuse Prevention	2	0.41%
Substance Misuse Treatment	6	1.22%
English as a Second Language (ESL) Training	14	2.84%
Assistance in enrolling into an education or job training program	67	13.59%
Research-based parenting curriculum	428	86.82%
Involvement in discussing their child's screening and assessment results and their child's progress	464	94.12%
Supporting transitions between programs	447	90.67%
Education on preventive medical and oral health	464	94.12%
Education on health and developmental consequences of tobacco product use	155	31.44%
Education on nutrition	476	96.55%
Education on postpartum care	7	1.42%
Education on relationship/marriage	15	3.04%
Assistance to families of incarcerated individuals	2	0.41%



Office of Head Start - Early Head Start Services Snapshot

Community Services Of Northeast Texas, Inc. (2022-2023)

Date

4/19/2023

Funded Enrollment

Number of enrollment slots the program is funded to serve.

	<i># of funded enrollment slots</i>	<i>% of funded enrollment slots</i>
Total Funded Enrollment	16	100.00%

Funded Enrollment by Program Option

	<i># of funded enrollment slots</i>	<i>% of funded enrollment slots</i>
Center-based	16	100.00%
Home-based	0	0%
Family Child Care	0	0%
Locally Designed	0	0%

Detail - Center-based Funded Enrollment

	<i># of center-based funded enrollment slots</i>	<i>% of center-based funded enrollment slots</i>
Number of slots equal to or greater than 1,020 annual hours for Head Start preschool children or 1,380 annual hours for Early Head Start infants and toddlers	16	100.00%
Of these, the number that are available for the full-working-day and full-calendar-year	0	
Number of slots with fewer than 1,020 annual hours for Head Start preschool children or 1,380 annual hours for Early Head Start infants and toddlers	0	0%
Of these, the number that are available for 3.5 hours per day for 128 days	0	
Of these, the number that are available for a full working day	0	

Total Cumulative Enrollment

	<i># of participants</i>	<i>% of participants</i>
Total Cumulative Enrollment	17	106.25%

Participants by Age

	<i># of participants</i>	<i>% of participants</i>
Under 1 Year Old	1	5.88%
1 Year Old	7	41.18%
2 Years Old	9	52.94%
3 Years Old	0	0.00%
Pregnant Women	0	0.00%

Homelessness Services

	<i># of children</i>	<i>% of children</i>
Total number of children experiencing homelessness that were served during the enrollment year	2	11.76%

Foster Care

	# of children	% of children
Total number of enrolled children who were in foster care at any point in the program year	1	5.88%

Prior Enrollment of Children

	# of children	% of children
The second year	4	23.53%
Three or more years	1	5.88%

Ethnicity And Race

	# of Hispanic or Latino Origin participants	% of Hispanic or Latino Origin participants	# of Non-Hispanic or Non-Latino Origin participants	% of Non-Hispanic or Non-Latino Origin participants
American Indian or Alaska Native	0	0.00%	0	0.00%
Asian	0	0.00%	1	5.88%
Black or African American	0	0.00%	8	47.06%
Native Hawaiian or Pacific Islander	0	0.00%	0	0.00%
White	0	0.00%	4	23.53%
Biracial or Multi-Racial	1	5.88%	1	5.88%
Other Race	2	11.76%	0	0.00%
Unspecified Race	0	0.00%	0	0.00%

Primary Language of Parents at Home

	# of children	% of children
English	15	88.24%
Of these, the number of children acquiring/learning another language in addition to English	2	11.76%
Spanish	2	11.76%
Central American, South American, or Mexican Languages	0	0.00%
Caribbean Languages	0	0.00%
Middle Eastern or South Asian Languages	0	0.00%
East Asian Languages	0	0.00%
Native North American or Alaska Native Languages	0	0.00%
Pacific Island Languages	0	0.00%
European or Slavic Languages	0	0.00%
African Languages	0	0.00%
American Sign Language	0	0.00%
Other Languages	0	0.00%
Unspecified Languages	0	0.00%

Health Services

<i>Services to All Children at Beginning of Enrollment Year Compared to End of Enrollment Year (based on Cumulative Enrollment)</i>	# at Beginning of Enrollment Year	% at Beginning of Enrollment Year	# at End of Enrollment Year	% at End of Enrollment Year
Children with health insurance	17	100.00%	17	100.00%
Children with accessible health care	16	94.12%	8	47.06%
Children with up-to-date immunizations or all possible immunizations to date, or exempt	17	100.00%	16	94.12%
Children with accessible dental care	16	94.12%	8	47.06%

Disabilities Services

	<i># of children</i>	<i>% of children</i>
Children with an Individualized Family Service Plan (IFSP), indicating they were determined eligible to receive early intervention services	2	12.50%

Family Services

	<i># of families</i>	<i>% of families</i>
Total Number of Families	16	94.12%

	<i># of families</i>	<i>% of families</i>
Families Who Received at Least One Family Service	16	100.00%

Specific Services

	<i># of families</i>	<i>% of families</i>
Emergency or Crisis Intervention	0	0.00%
Housing Assistance	0	0.00%
Asset Building Services	0	0.00%
Mental Health Services	0	0.00%
Substance Misuse Prevention	0	0.00%
Substance Misuse Treatment	0	0.00%
English as a Second Language (ESL) Training	2	12.50%
Assistance in enrolling into an education or job training program	11	68.75%
Research-based parenting curriculum	16	100.00%
Involvement in discussing their child's screening and assessment results and their child's progress	13	81.25%
Supporting transitions between programs	10	62.50%
Education on preventive medical and oral health	16	100.00%
Education on health and developmental consequences of tobacco product use	3	18.75%
Education on nutrition	16	100.00%
Education on postpartum care	0	0.00%
Education on relationship/marriage	0	0.00%
Assistance to families of incarcerated individuals	0	0.00%

CSNT Head Start Director's Report PY04/FY23

May Report/April Data How Are We Doing?



HEAD START Attendance - April 2023

- ✓ **462** Actual Enrollment (Under/Over -3 Student(s)) – Funded **465**
- ✓ **11%** Disability Students – **10%** Target
- ✓ **90%** Average Daily Attendance



HEAD START NFS/Indirect Costs/Admin Expenses Rate

- ✓ **\$686,231** NFS Collected - **\$1,018,201** NFS Needed
- ✓ **\$68,795** Indirect Costs Collected
- ✓ **8%** Admin Expense Rate



HEAD START CACFP Meals/Reimbursements

- ✓ **\$12,856** Reimbursed This Month - **\$62,122** Reimbursed This Year
- ✓ **18** days of Service – **4,932** Meals Served

ATTITUDE IS EVERYTHING



HEAD START Quality Assurance

- ✓ **530** Files Reviewed/**59** Classrooms Observed
- ✓ **52** Incomes Verified/**17** Interviews/**56** Community Contacts
- ✓ **Self-Assessment** – **4** Findings/**4** Corrections/**0** Remaining
- ✓ **Annual Detailed Monitoring** – **7** Findings/**6** Corrections/**1** Remaining

ANNOUNCEMENTS:

Preparing for 2023-2024 School Year
Enrolling for the 2023-2024 School Year

May Report/April Data How Are We Doing?



HEAD START Attendance - April 2023

- ✓ **16** Actual Enrollment (Under/Over 0 Student(s)) – Funded **16**
- ✓ **13%** Disability Students – **10%** Target
- ✓ **80%** Average Daily Attendance (Why? *Stomach Virus*)



HEAD START NFS/Indirect Costs/Admin Expenses Rate

- ✓ **\$10,471** NFS Collected - **\$60,785** NFS Needed
- ✓ **\$5,306** Indirect Costs Collected
- ✓ **5%** Admin Expense Rate



HEAD START CACFP Meals/Reimbursements

- ✓ **\$1,251** Reimbursed This Month - **\$7,796** Reimbursed This Year
- ✓ **18** days of Service – **1,320** Meals Served

ATTITUDE IS EVERYTHING



HEAD START Quality Assurance

- ✓ **23** Files Reviewed/**10** Classrooms Observed
- ✓ **1** Incomes Verified/**0** Interviews/**5** Community Contacts
- ✓ **Self-Assessment** – **4** Findings/**4** Corrections/**0** Remaining
- ✓ **Annual Detailed Monitoring** – **7** Findings/**6** Corrections/**1** Remaining

ANNOUNCEMENTS:

Preparing for End-of-Year Activities
Enrolling for 2023-2024 School Year



Office of Head Start - Head Start Services Snapshot

Community Services Of Northeast Texas, Inc. (2022-2023)

Date

5/8/2023

Funded Enrollment

Number of enrollment slots the program is funded to serve.

	<i># of funded enrollment slots</i>	<i>% of funded enrollment slots</i>
Total Funded Enrollment	465	100.00%

Funded Enrollment by Program Option

	<i># of funded enrollment slots</i>	<i>% of funded enrollment slots</i>
Center-based	465	100.00%
Home-based	0	0%
Family Child Care	0	0%
Locally Designed	0	0%

Detail - Center-based Funded Enrollment

	<i># of center-based funded enrollment slots</i>	<i>% of center-based funded enrollment slots</i>
Number of slots equal to or greater than 1,020 annual hours for Head Start preschool children or 1,380 annual hours for Early Head Start infants and toddlers	458	98.49%
Of these, the number that are available for the full-working-day and full-calendar-year	0	
Number of slots with fewer than 1,020 annual hours for Head Start preschool children or 1,380 annual hours for Early Head Start infants and toddlers	0	0%
Of these, the number that are available for 3.5 hours per day for 128 days	0	
Of these, the number that are available for a full working day	0	

Total Cummulative Enrollment

	<i># of participants</i>	<i>% of participants over Funded Enrollment</i>
Total Cumulative Enrollment	524	12.69%

Participants by Age

	<i># of participants</i>	<i>% of participants</i>
1 Year Old	0	0.00%
2 Years Old	6	1.15%
3 Years Old	248	47.33%
4 Years Old	270	51.53%
5 Years Old	0	0.00%

Homelessness Services

	<i># of children</i>	<i>% of children</i>
Total number of children experiencing homelessness that were served during the enrollment year	39	7.44%

Foster Care

	<i># of children</i>	<i>% of children</i>
Total number of enrolled children who were in foster care at any point in the program year	24	4.58%

Prior Enrollment of Children

	<i># of children</i>	<i>% of children</i>
The second year	130	24.81%
Three or more years	10	1.91%

Ethnicity And Race

	<i># of Hispanic or Latino Origin participants</i>	<i>% of Hispanic or Latino Origin participants</i>	<i># of Non-Hispanic or Non-Latino Origin participants</i>	<i>% of Non-Hispanic or Non-Latino Origin participants</i>
American Indian or Alaska Native	0	0.00%	1	0.19%
Asian	0	0.00%	5	0.95%
Black or African American	9	1.72%	258	49.24%
Native Hawaiian or Pacific Islander	0	0.00%	0	0.00%
White	25	4.77%	149	28.44%
Biracial or Multi-Racial	6	1.15%	37	7.06%
Other Race	34	6.49%	0	0.00%
Unspecified Race	0	0.00%	0	0.00%

Primary Language of Parents at Home

	<i># of children</i>	<i>% of children</i>
English	494	94.27%
Of these, the number of children acquiring/learning another language in addition to English	12	
Spanish	27	5.15%
Central American, South American, or Mexican Languages	0	0.00%
Caribbean Languages	0	0.00%
Middle Eastern or South Asian Languages	0	0.00%
East Asian Languages	3	0.57%
Native North American or Alaska Native Languages	0	0.00%
Pacific Island Languages	0	0.00%
European or Slavic Languages	0	0.00%
African Languages	0	0.00%
American Sign Language	0	0.00%
Other Languages	0	0.00%
Unspecified Languages	0	0.00%

Health Services

<i>Services to All Children at Beginning of Enrollment Year Compared to End of Enrollment Year (based on Cumulative Enrollment)</i>	<i># at Beginning of Enrollment Year</i>	<i>% at Beginning of Enrollment Year</i>	<i># at End of Enrollment Year</i>	<i>% at End of Enrollment Year</i>
Children with health insurance	489	93.32%	367	70.04%
Children with accessible health care	470	89.69%	367	70.04%
Children with up-to-date immunizations or all possible immunizations to date, or exempt	474	90.46%	445	84.92%
Children with accessible dental care	456	87.02%	358	68.32%

Disabilities Services

	<i># of children</i>	<i>% of children</i>
Children with an Individualized Education Program (IEP), indicating they were determined eligible to receive special education and related services	50	10.75%

Family Services

	<i># of families</i>	<i>% of families</i>
Total Number of Families	496	100.00%

	<i># of families</i>	<i>% of families</i>
Families Who Received at Least One Family Service	481	96.98%

Specific Services

	<i># of families</i>	<i>% of families</i>
Emergency or Crisis Intervention	18	3.63%
Housing Assistance	8	1.61%
Asset Building Services	128	25.81%
Mental Health Services	9	1.81%
Substance Misuse Prevention	2	0.40%
Substance Misuse Treatment	6	1.21%
English as a Second Language (ESL) Training	14	2.82%
Assistance in enrolling into an education or job training program	67	13.51%
Research-based parenting curriculum	429	86.49%
Involvement in discussing their child's screening and assessment results and their child's progress	466	93.95%
Supporting transitions between programs	449	90.52%
Education on preventive medical and oral health	466	93.95%
Education on health and developmental consequences of tobacco product use	157	31.65%
Education on nutrition	479	96.57%
Education on postpartum care	7	1.41%
Education on relationship/marriage	16	3.23%
Assistance to families of incarcerated individuals	3	0.60%



Office of Head Start - Early Head Start Services Snapshot

Community Services Of Northeast Texas, Inc. (2022-2023)

Date

5/8/2023

Funded Enrollment

Number of enrollment slots the program is funded to serve.

	<i># of funded enrollment slots</i>	<i>% of funded enrollment slots</i>
Total Funded Enrollment	16	100.00%

Funded Enrollment by Program Option

	<i># of funded enrollment slots</i>	<i>% of funded enrollment slots</i>
Center-based	16	100.00%
Home-based	0	0%
Family Child Care	0	0%
Locally Designed	0	0%

Detail - Center-based Funded Enrollment

	<i># of center-based funded enrollment slots</i>	<i>% of center-based funded enrollment slots</i>
Number of slots equal to or greater than 1,020 annual hours for Head Start preschool children or 1,380 annual hours for Early Head Start infants and toddlers	16	100.00%
Of these, the number that are available for the full-working-day and full-calendar-year	0	
Number of slots with fewer than 1,020 annual hours for Head Start preschool children or 1,380 annual hours for Early Head Start infants and toddlers	0	0%
Of these, the number that are available for 3.5 hours per day for 128 days	0	
Of these, the number that are available for a full working day	0	

Total Cumulative Enrollment

	<i># of participants</i>	<i>% of participants</i>
Total Cumulative Enrollment	17	106.25%

Participants by Age

	<i># of participants</i>	<i>% of participants</i>
Under 1 Year Old	1	5.88%
1 Year Old	7	41.18%
2 Years Old	9	52.94%
3 Years Old	0	0.00%
Pregnant Women	0	0.00%

Homelessness Services

	<i># of children</i>	<i>% of children</i>
Total number of children experiencing homelessness that were served during the enrollment year	2	11.76%

Foster Care

	# of children	% of children
Total number of enrolled children who were in foster care at any point in the program year	1	5.88%

Prior Enrollment of Children

	# of children	% of children
The second year	4	23.53%
Three or more years	1	5.88%

Ethnicity And Race

	# of Hispanic or Latino Origin participants	% of Hispanic or Latino Origin participants	# of Non-Hispanic or Non-Latino Origin participants	% of Non-Hispanic or Non-Latino Origin participants
American Indian or Alaska Native	0	0.00%	0	0.00%
Asian	0	0.00%	1	5.88%
Black or African American	0	0.00%	8	47.06%
Native Hawaiian or Pacific Islander	0	0.00%	0	0.00%
White	0	0.00%	4	23.53%
Biracial or Multi-Racial	1	5.88%	1	5.88%
Other Race	2	11.76%	0	0.00%
Unspecified Race	0	0.00%	0	0.00%

Primary Language of Parents at Home

	# of children	% of children
English	15	88.24%
Of these, the number of children acquiring/learning another language in addition to English	2	11.76%
Spanish	2	11.76%
Central American, South American, or Mexican Languages	0	0.00%
Caribbean Languages	0	0.00%
Middle Eastern or South Asian Languages	0	0.00%
East Asian Languages	0	0.00%
Native North American or Alaska Native Languages	0	0.00%
Pacific Island Languages	0	0.00%
European or Slavic Languages	0	0.00%
African Languages	0	0.00%
American Sign Language	0	0.00%
Other Languages	0	0.00%
Unspecified Languages	0	0.00%

Health Services

<i>Services to All Children at Beginning of Enrollment Year Compared to End of Enrollment Year (based on Cumulative Enrollment)</i>	# at Beginning of Enrollment Year	% at Beginning of Enrollment Year	# at End of Enrollment Year	% at End of Enrollment Year
Children with health insurance	17	100.00%	17	100.00%
Children with accessible health care	17	100.00%	9	52.94%
Children with up-to-date immunizations or all possible immunizations to date, or exempt	17	100.00%	16	94.12%
Children with accessible dental care	17	100.00%	9	52.94%

Disabilities Services

	<i># of children</i>	<i>% of children</i>
Children with an Individualized Family Service Plan (IFSP), indicating they were determined eligible to receive early intervention services	2	12.50%

Family Services

	<i># of families</i>	<i>% of families</i>
Total Number of Families	16	94.12%

	<i># of families</i>	<i>% of families</i>
Families Who Received at Least One Family Service	16	100.00%

Specific Services

	<i># of families</i>	<i>% of families</i>
Emergency or Crisis Intervention	0	0.00%
Housing Assistance	0	0.00%
Asset Building Services	0	0.00%
Mental Health Services	0	0.00%
Substance Misuse Prevention	0	0.00%
Substance Misuse Treatment	0	0.00%
English as a Second Language (ESL) Training	2	12.50%
Assistance in enrolling into an education or job training program	11	68.75%
Research-based parenting curriculum	16	100.00%
Involvement in discussing their child's screening and assessment results and their child's progress	13	81.25%
Supporting transitions between programs	10	62.50%
Education on preventive medical and oral health	16	100.00%
Education on health and developmental consequences of tobacco product use	3	18.75%
Education on nutrition	16	100.00%
Education on postpartum care	0	0.00%
Education on relationship/marriage	0	0.00%
Assistance to families of incarcerated individuals	0	0.00%

2023-2024 Calendar



Atlanta Head Start



Student Days:

Full Day—7:50-3:30

Student Hours - 1294.54.

Student Days—173

Staff Training/ Students out

- July 31-Aug 11
- Sept 25, Oct. 30, Dec. 22 Jan. 8

Student & Staff Holidays

- Labor Day - Sept. 4
- Thanksgiving - Nov. 20-24
- Christmas - Dec. 22-Jan. 5
- Martin Luther King- Jan. 15
- Winter Break - Feb 19-23
- Spring Break - Mar. 26-29

Early Release

- Dec. 20 & 21
- May 24

Staff Return July 31, 2023

Campus Director:
Catherine Early

Family Services:
Alisha Oliver
Jennifer Lang
Sandy McNeil

Contact Number:
(903) 796-4118

August 2023							September 2023							October 2023						
S	M	T	W	Th	F	S	S	M	T	W	Th	F	S	S	M	T	W	Th	F	S
		1	2	3	4	5						1	2	1	2	3	4	5	6	7
6	7	8	9	10	11	12	3	4	5	6	7	8	9	8	9	10	11	12	13	14
13	14	15	16	17	18	19	10	11	12	13	14	15	16	15	16	17	18	19	20	21
20	21	22	23	24	25	26	17	18	19	20	21	22	23	22	23	24	25	26	27	28
27	28	29	30	31			24	25	26	27	28	29	30	29	30	31				
November 2023							December 2023							January 2024						
S	M	T	W	Th	F	S	S	M	T	W	Th	F	S	S	M	T	W	Th	F	S
			1	2	3	4						1	2		1	2	3	4	5	6
5	6	7	8	9	10	11	3	4	5	6	7	8	9	7	8	9	10	11	12	13
12	13	14	15	16	17	18	10	11	12	13	14	15	16	14	15	16	17	18	19	20
19	20	21	22	23	24	25	17	18	19	20	21	22	23	21	22	23	24	25	26	27
26	27	28	29	30			24	25	26	27	28	29	30	28	29	30	31			
							31													
February 2024							March 2024							April 2024						
S	M	T	W	Th	F	S	S	M	T	W	Th	F	S	S	M	T	W	Th	F	S
				1	2	3						1	2		1	2	3	4	5	6
4	5	6	7	8	9	10	3	4	5	6	7	8	9	7	8	9	10	11	12	13
11	12	13	14	15	16	17	10	11	12	13	14	15	16	14	15	16	17	18	19	20
18	19	20	21	22	23	24	17	18	19	20	21	22	23	21	22	23	24	25	26	27
25	26	27	28	29			24	25	26	27	28	29	30	28	29	30				
							31													
May 2024							June 2024							July 2024						
S	M	T	W	Th	F	S	S	M	T	W	Th	F	S	S	M	T	W	Th	F	S
			1	2	3	4						1		1	2	3	4	5	6	
5	6	7	8	9	10	11	2	3	4	5	6	7	8	7	8	9	10	11	12	13
12	13	14	15	16	17	18	9	10	11	12	13	14	15	14	15	16	17	18	19	20
19	20	21	22	23	24	25	16	17	18	19	20	21	22	21	22	23	24	25	26	27
26	27	28	29	30	31		23	24	25	26	27	28	29	28	29	30	31			
							30													

School Starts: August 14

School Ends: May 24

2023-2024 Calendar



Bloomburg Head Start



Student Days:

Full Day—7:30-3:00

Student Hours - 1237.5

Student Days—165

Staff Training/ Students out

- July 31-Aug 8
- Oct. 10, Dec. 15, Jan. 2, Feb. 19, Mar 22

Student & Staff Holidays

- Labor Day - Sept. 1-4
- Columbus Day—Oct. 6-9
- Thanksgiving - Nov. 20-24
- Christmas - Dec. 18-Jan. 1
- Martin Luther King— Jan. 15
- Winter Break - Feb 5-9
- Spring Break - Mar. 25-29

Staff Return July 31, 2023

Campus Director:
Candie Harris

Family Services:
Candie Harris

Contact Number:
(903) 728-5880

August 2023							September 2023							October 2023						
S	M	T	W	Th	F	S	S	M	T	W	Th	F	S	S	M	T	W	Th	F	S
		1	2	3	4	5						1	2	1	2	3	4	5	6	7
6	7	8	9	10	11	12	3	4	5	6	7	8	9	8	9	10	11	12	13	14
13	14	15	16	17	18	19	10	11	12	13	14	15	16	15	16	17	18	19	20	21
20	21	22	23	24	25	26	17	18	19	20	21	22	23	22	23	24	25	26	27	28
27	28	29	30	31			24	25	26	27	28	29	30	29	30	31				
November 2023							December 2023							January 2024						
S	M	T	W	Th	F	S	S	M	T	W	Th	F	S	S	M	T	W	Th	F	S
			1	2	3	4						1	2		1	2	3	4	5	6
5	6	7	8	9	10	11	3	4	5	6	7	8	9	7	8	9	10	11	12	13
12	13	14	15	16	17	18	10	11	12	13	14	15	16	14	15	16	17	18	19	20
19	20	21	22	23	24	25	17	18	19	20	21	22	23	21	22	23	24	25	26	27
26	27	28	29	30			24	25	26	27	28	29	30	28	29	30	31			
							31													
February 2024							March 2024							April 2024						
S	M	T	W	Th	F	S	S	M	T	W	Th	F	S	S	M	T	W	Th	F	S
				1	2	3						1	2		1	2	3	4	5	6
4	5	6	7	8	9	10	3	4	5	6	7	8	9	7	8	9	10	11	12	13
11	12	13	14	15	16	17	10	11	12	13	14	15	16	14	15	16	17	18	19	20
18	19	20	21	22	23	24	17	18	19	20	21	22	23	21	22	23	24	25	26	27
25	26	27	28	29			24	25	26	27	28	29	30	28	29	30				
							31													
May 2024							June 2024							July 2024						
S	M	T	W	Th	F	S	S	M	T	W	Th	F	S	S	M	T	W	Th	F	S
			1	2	3	4						1			1	2	3	4	5	6
5	6	7	8	9	10	11	2	3	4	5	6	7	8	7	8	9	10	11	12	13
12	13	14	15	16	17	18	9	10	11	12	13	14	15	14	15	16	17	18	19	20
19	20	21	22	23	24	25	16	17	18	19	20	21	22	21	22	23	24	25	26	27
26	27	28	29	30	31		23	24	25	26	27	28	29	28	29	30	31			
							30													

School Starts: August 9

School Ends: May 15

2023-2024 Calendar



Daingerfield Head Start



Student Days:

Full Day—7:50-3:30

Student Hours - 1294.54.

Student Days—169

Staff Training/ Students out

- July 31-Aug 9
- Aug. 30, Sept 27, Oct. 11 & 25
- Nov. 29, Jan. 2 & 31
- Feb. 28, March 15

Student & Staff Holidays

- Labor Day - Sept. 4
- Fall Break - Oct. 9-10
- Thanksgiving - Nov. 20-24
- Christmas - Dec. 18-Jan. 2
- Martin Luther King- Jan. 15
- Winter Break - Feb 5-9
- President's Day—Feb. 19
- Spring Break - Mar. 26-29

Staff Return July 31, 2023

Campus Director:
MaRenda Traylor

Family Services:
MaRenda Traylor

Contact Number:
(903) 645-2901

August 2023							September 2023							October 2023						
S	M	T	W	Th	F	S	S	M	T	W	Th	F	S	S	M	T	W	Th	F	S
		1	2	3	4	5						1	2	1	2	3	4	5	6	7
6	7	8	9	10	11	12	3	4	5	6	7	8	9	8	9	10	11	12	13	14
13	14	15	16	17	18	19	10	11	12	13	14	15	16	15	16	17	18	19	20	21
20	21	22	23	24	25	26	17	18	19	20	21	22	23	22	23	24	25	26	27	28
27	28	29	30	31			24	25	26	27	28	29	30	29	30	31				
November 2023							December 2023							January 2024						
S	M	T	W	Th	F	S	S	M	T	W	Th	F	S	S	M	T	W	Th	F	S
			1	2	3	4						1	2		1	2	3	4	5	6
5	6	7	8	9	10	11	3	4	5	6	7	8	9	7	8	9	10	11	12	13
12	13	14	15	16	17	18	10	11	12	13	14	15	16	14	15	16	17	18	19	20
19	20	21	22	23	24	25	17	18	19	20	21	22	23	21	22	23	24	25	26	27
26	27	28	29	30			24	25	26	27	28	29	30	28	29	30	31			
							31													
February 2024							March 2024							April 2024						
S	M	T	W	Th	F	S	S	M	T	W	Th	F	S	S	M	T	W	Th	F	S
				1	2	3						1	2		1	2	3	4	5	6
4	5	6	7	8	9	10	3	4	5	6	7	8	9	7	8	9	10	11	12	13
11	12	13	14	15	16	17	10	11	12	13	14	15	16	14	15	16	17	18	19	20
18	19	20	21	22	23	24	17	18	19	20	21	22	23	21	22	23	24	25	26	27
25	26	27	28	29			24	25	26	27	28	29	30	28	29	30				
							31													
May 2024							June 2024							July 2024						
S	M	T	W	Th	F	S	S	M	T	W	Th	F	S	S	M	T	W	Th	F	S
			1	2	3	4						1			1	2	3	4	5	6
5	6	7	8	9	10	11	2	3	4	5	6	7	8	7	8	9	10	11	12	13
12	13	14	15	16	17	18	9	10	11	12	13	14	15	14	15	16	17	18	19	20
19	20	21	22	23	24	25	16	17	18	19	20	21	22	21	22	23	24	25	26	27
26	27	28	29	30	31		23	24	25	26	27	28	29	28	29	30	31			
							30													

School Starts: August 8

School Ends: May 17

2023-2024 Calendar



Hughes Springs Head Start



Student Days:

Full Day—7:30-3:00

Student Hours - 1286.25

Student Days—171.5

Staff Training/ Students out

- July 31-Aug 9
- Oct. 9
- Jan. 3

Student & Staff Holidays

- Labor Day - Sept. 4
- Fall Break - Oct. 6
- Thanksgiving - Nov. 20-24
- Christmas - Dec. 21-Jan. 3
- Martin Luther King- Jan. 15
- Winter Break - Feb 19-23
- Spring Break - Mar. 25-29

Early Release Day

- Nov. 17
- Mar. 8
- May 17

Staff Return July 31, 2023

Campus Director:
Carlin Johnson

Family Services:
Samantha Hughes
Bobbie Summers

Contact Number:
(903) 639-1914

August 2023							September 2023							October 2023						
S	M	T	W	Th	F	S	S	M	T	W	Th	F	S	S	M	T	W	Th	F	S
		1	2	3	4	5						1	2	1	2	3	4	5	6	7
6	7	8	9	10	11	12	3	4	5	6	7	8	9	8	9	10	11	12	13	14
13	14	15	16	17	18	19	10	11	12	13	14	15	16	15	16	17	18	19	20	21
20	21	22	23	24	25	26	17	18	19	20	21	22	23	22	23	24	25	26	27	28
27	28	29	30	31			24	25	26	27	28	29	30	29	30	31				
November 2023							December 2023							January 2024						
S	M	T	W	Th	F	S	S	M	T	W	Th	F	S	S	M	T	W	Th	F	S
			1	2	3	4						1	2		1	2	3	4		6
5	6	7	8	9	10	11	3	4	5	6	7	8	9	7	8	9	10	11	12	13
12	13	14	15	16	17	18	10	11	12	13	14	15	16	14	15	16	17	18	19	20
19	20	21	22	23	24	25	17	18	19	20	21	22	23	21	22	23	24	25	26	27
26	27	28	29	30			24	25	26	27	28	29	30	28	29	30	31			
							31													
February 2024							March 2024							April 2024						
S	M	T	W	Th	F	S	S	M	T	W	Th	F	S	S	M	T	W	Th	F	S
				1	2	3						1	2		1	2	3	4	5	6
4	5	6	7	8	9	10	3	4	5	6	7	8	9	7	8	9	10	11	12	13
11	12	13	14	15	16	17	10	11	12	13	14	15	16	14	15	16	17	18	19	20
18	19	20	21	22	23	24	17	18	19	20	21	22	23	21	22	23	24	25	26	27
25	26	27	28	29			24	25	26	27	28	29	30	28	29	30				
							31													
May 2024							June 2024							July 2024						
S	M	T	W	Th	F	S	S	M	T	W	Th	F	S	S	M	T	W	Th	F	S
			1	2	3	4						1			1	2	3	4	5	6
5	6	7	8	9	10	11	2	3	4	5	6	7	8	7	8	9	10	11	12	13
12	13	14	15	16	17	18	9	10	11	12	13	14	15	14	15	16	17	18	19	20
19	20	21	22	23	24	25	16	17	18	19	20	21	22	21	22	23	24	25	26	27
26	27	28	29	30	31		23	24	25	26	27	28	29	28	29	30	31			
							30													

School Starts: August 10

School Ends: May 17

2023-2024 Calendar



Hughes Springs Early Head Start



Student Days:

Full Day—7:30-3:00

Student Hours - 1391.25

Student Days—181.5

Staff Training/ Students out

- July 31-Aug 9
- Oct. 9
- Jan. 3

Student & Staff Holidays

- Labor Day - Sept. 4
- Fall Break - Oct. 6
- Thanksgiving - Nov. 20-24
- Christmas - Dec. 21-Jan. 3
- Martin Luther King- Jan. 15
- Winter Break - Feb 19-23
- Spring Break - Mar. 25-29
- Memorial Day - May 27

Early Release Day

- Nov. 17
- Mar. 8
- Jan. 7

Staff Return July 31, 2023

Campus Director:
Carlin Johnson

Family Services:
Rachel Sprague-Moreno

Contact Number:
(903) 639-1914

August 2023 September 2023 October 2023

S	M	T	W	Th	F	S	S	M	T	W	Th	F	S	S	M	T	W	Th	F	S
		1	2	3	4	5						1	2	1	2	3	4	5	6	7
6	7	8	9	10	11	12	3	4	5	6	7	8	9	8	9	10	11	12	13	14
13	14	15	16	17	18	19	10	11	12	13	14	15	16	15	16	17	18	19	20	21
20	21	22	23	24	25	26	17	18	19	20	21	22	23	22	23	24	25	26	27	28
27	28	29	30	31			24	25	26	27	28	29	30	29	30	31				

November 2023 December 2023 January 2024

S	M	T	W	Th	F	S	S	M	T	W	Th	F	S	S	M	T	W	Th	F	S
			1	2	3	4						1	2		1	2	3	4		6
5	6	7	8	9	10	11	3	4	5	6	7	8	9	7	8	9	10	11	12	13
12	13	14	15	16	17	18	10	11	12	13	14	15	16	14	15	16	17	18	19	20
19	20	21	22	23	24	25	17	18	19	20	21	22	23	21	22	23	24	25	26	27
26	27	28	29	30			24	25	26	27	28	29	30	28	29	30	31			
							31													

February 2024 March 2024 April 2024

S	M	T	W	Th	F	S	S	M	T	W	Th	F	S	S	M	T	W	Th	F	S
				1	2	3						1	2		1	2	3	4	5	6
4	5	6	7	8	9	10	3	4	5	6	7	8	9	7	8	9	10	11	12	13
11	12	13	14	15	16	17	10	11	12	13	14	15	16	14	15	16	17	18	19	20
18	19	20	21	22	23	24	17	18	19	20	21	22	23	21	22	23	24	25	26	27
25	26	27	28	29			24	25	26	27	28	29	30	28	29	30				
							31													

May 2024 June 2024 July 2024

S	M	T	W	Th	F	S	S	M	T	W	Th	F	S	S	M	T	W	Th	F	S
			1	2	3	4						1		1	2	3	4	5	6	
5	6	7	8	9	10	11	2	3	4	5	6	7	8	7	8	9	10	11	12	13
12	13	14	15	16	17	18	9	10	11	12	13	14	15	14	15	16	17	18	19	20
19	20	21	22	23	24	25	16	17	18	19	20	21	22	21	22	23	24	25	26	27
26	27	28	29	30	31		23	24	25	26	27	28	29	28	29	30	31			
							30													

School Starts: August 10

School Ends: June 7

2023-2024 Calendar



Naples Head Start



Student Days:
Full Day—7:30-3:00

Student Hours - 1308.75
Student Days—174.5

Staff Training/ Students out
■ Jan. 2

Student & Staff Holidays

- Labor Day - Sept. 4
- Sept Break—Sept. 22
- Fall Break—Oct. 6
- Thanksgiving - Nov. 17-24
- Christmas - Dec. 15-Jan. 2
- Martin Luther King— Jan. 15
- Winter Break - Feb 16
- Spring Break - Mar. 11-16
- Good Friday - Mar. 29
- April Break—April 19
- May Break—May 3

Early Release Day
■ May 23

Staff Return
July 31, 2023

Campus Director:
Felicia Williams

Family Services:
Felicia Williams

Contact Number:
(903) 897-0318

August 2023 September 2023 October 2023

S	M	T	W	Th	F	S	S	M	T	W	Th	F	S	S	M	T	W	Th	F	S
		1	2	3	4	5						1	2	1	2	3	4	5	6	7
6	7	8	9	10	11	12	3	4	5	6	7	8	9	8	9	10	11	12	13	14
13	14	15	16	17	18	19	10	11	12	13	14	15	16	15	16	17	18	19	20	21
20	21	22	23	24	25	26	17	18	19	20	21	22	23	22	23	24	25	26	27	28
27	28	29	30	31			24	25	26	27	28	29	30	29	30	31				

November 2023 December 2023 January 2024

S	M	T	W	Th	F	S	S	M	T	W	Th	F	S	S	M	T	W	Th	F	S
			1	2	3	4						1	2		1	2	3	4	5	6
5	6	7	8	9	10	11	3	4	5	6	7	8	9	7	8	9	10	11	12	13
12	13	14	15	16	17	18	10	11	12	13	14	15	16	14	15	16	17	18	19	20
19	20	21	22	23	24	25	17	18	19	20	21	22	23	21	22	23	24	25	26	27
26	27	28	29	30			24	25	26	27	28	29	30	28	29	30	31			
							31													

February 2024 March 2024 April 2024

S	M	T	W	Th	F	S	S	M	T	W	Th	F	S	S	M	T	W	Th	F	S
				1	2	3						1	2		1	2	3	4	5	6
4	5	6	7	8	9	10	3	4	5	6	7	8	9	7	8	9	10	11	12	13
11	12	13	14	15	16	17	10	11	12	13	14	15	16	14	15	16	17	18	19	20
18	19	20	21	22	23	24	17	18	19	20	21	22	23	21	22	23	24	25	26	27
25	26	27	28	29			24	25	26	27	28	29	30	28	29	30				
							31													

May 2024 June 2024 July 2024

S	M	T	W	Th	F	S	S	M	T	W	Th	F	S	S	M	T	W	Th	F	S
			1	2	3	4						1		1	2	3	4	5	6	
5	6	7	8	9	10	11	2	3	4	5	6	7	8	7	8	9	10	11	12	13
12	13	14	15	16	17	18	9	10	11	12	13	14	15	14	15	16	17	18	19	20
19	20	21	22	23	24	25	16	17	18	19	20	21	22	21	22	23	24	25	26	27
26	27	28	29	30	31		23	24	25	26	27	28	29	28	29	30	31			
							30													

School Starts: August 7

School Ends: May 23

2023-2024 Calendar



New Boston Head Start



Student Days:

Full Day—7:30-3:00

Student Hours - 1308.75

Student Days—174.5

Staff Training/ Students out

- Jan. 8

Student & Staff Holidays

- Labor Day - Sept. 4
- Sept Break—Sept. 22
- Fall Break—Oct. 6
- Thanksgiving - Nov. 17-24
- Christmas - Dec. 22-Jan. 5
- Martin Luther King— Jan. 15
- Winter Break - Feb 16
- Spring Break - Mar. 11-16
- Good Friday - Mar. 29
- April Break—April 19
- May Break—May 3

Early Release Day

- Dec. 21
- May 23

Staff Return July 31, 2023

Campus Director:
Venus Hornbuckle

Family Services:
Venus Hornbuckle

Contact Number:
(903) 628-5621

August 2023							September 2023							October 2023						
S	M	T	W	Th	F	S	S	M	T	W	Th	F	S	S	M	T	W	Th	F	S
		1	2	3	4	5						1	2	1	2	3	4	5	6	7
6	7	8	9	10	11	12	3	4	5	6	7	8	9	8	9	10	11	12	13	14
13	14	15	16	17	18	19	10	11	12	13	14	15	16	15	16	17	18	19	20	21
20	21	22	23	24	25	26	17	18	19	20	21	22	23	22	23	24	25	26	27	28
27	28	29	30	31			24	25	26	27	28	29	30	29	30	31				
November 2023							December 2023							January 2024						
S	M	T	W	Th	F	S	S	M	T	W	Th	F	S	S	M	T	W	Th	F	S
			1	2	3	4						1	2		1	2	3	4	5	6
5	6	7	8	9	10	11	3	4	5	6	7	8	9	7	8	9	10	11	12	13
12	13	14	15	16	17	18	10	11	12	13	14	15	16	14	15	16	17	18	19	20
19	20	21	22	23	24	25	17	18	19	20	21	22	23	21	22	23	24	25	26	27
26	27	28	29	30			24	25	26	27	28	29	30	28	29	30	31			
							31													
February 2024							March 2024							April 2024						
S	M	T	W	Th	F	S	S	M	T	W	Th	F	S	S	M	T	W	Th	F	S
				1	2	3						1	2		1	2	3	4	5	6
4	5	6	7	8	9	10	3	4	5	6	7	8	9	7	8	9	10	11	12	13
11	12	13	14	15	16	17	10	11	12	13	14	15	16	14	15	16	17	18	19	20
18	19	20	21	22	23	24	17	18	19	20	21	22	23	21	22	23	24	25	26	27
25	26	27	28	29			24	25	26	27	28	29	30	28	29	30				
							31													
May 2024							June 2024							July 2024						
S	M	T	W	Th	F	S	S	M	T	W	Th	F	S	S	M	T	W	Th	F	S
			1	2	3	4						1			1	2	3	4	5	6
5	6	7	8	9	10	11	2	3	4	5	6	7	8	7	8	9	10	11	12	13
12	13	14	15	16	17	18	9	10	11	12	13	14	15	14	15	16	17	18	19	20
19	20	21	22	23	24	25	16	17	18	19	20	21	22	21	22	23	24	25	26	27
26	27	28	29	30	31		23	24	25	26	27	28	29	28	29	30	31			
							30													

School Starts: August 7

School Ends: May 23

2023-2024 Calendar



Pittsburgh Head Start



Student Days:

Full Day—7:30-3:00

Student Hours - 1260

Student Days—168

Staff Training/ Students out

- Oct. 23
- Feb. 16
- Mar. 18

Student & Staff Holidays

- Labor Day - Sept. 4
- Fall Break - Sept 29-Oct. 2
- Thanksgiving - Nov. 20-24
- Christmas - Dec. 21-Jan. 5
- Martin Luther King- Jan. 15
- Winter Break - Feb 19
- Spring Break - Mar. 11-15
- Good Friday - Mar. 29-Apr 1

Early Release Day

- Nov. 17
- May 23

Staff Return July 31, 2023

Campus Director:
Kaye Nelms

Family Services:
Claudia Salinas

Contact Number:
(903) 856-1245

August 2023							September 2023							October 2023						
S	M	T	W	Th	F	S	S	M	T	W	Th	F	S	S	M	T	W	Th	F	S
		1	2	3	4	5						1	2	1	2	3	4	5	6	7
6	7	8	9	10	11	12	3	4	5	6	7	8	9	8	9	10	11	12	13	14
13	14	15	16	17	18	19	10	11	12	13	14	15	16	15	16	17	18	19	20	21
20	21	22	23	24	25	26	17	18	19	20	21	22	23	22	23	24	25	26	27	28
27	28	29	30	31			24	25	26	27	28	29	30	29	30	31				
November 2023							December 2023							January 2024						
S	M	T	W	Th	F	S	S	M	T	W	Th	F	S	S	M	T	W	Th	F	S
			1	2	3	4						1	2		1	2	3	4	5	6
5	6	7	8	9	10	11	3	4	5	6	7	8	9	7	8	9	10	11	12	13
12	13	14	15	16	17	18	10	11	12	13	14	15	16	14	15	16	17	18	19	20
19	20	21	22	23	24	25	17	18	19	20	21	22	23	21	22	23	24	25	26	27
26	27	28	29	30			24	25	26	27	28	29	30	28	29	30	31			
							31													
February 2024							March 2024							April 2024						
S	M	T	W	Th	F	S	S	M	T	W	Th	F	S	S	M	T	W	Th	F	S
				1	2	3						1	2		1	2	3	4	5	6
4	5	6	7	8	9	10	3	4	5	6	7	8	9	7	8	9	10	11	12	13
11	12	13	14	15	16	17	10	11	12	13	14	15	16	14	15	16	17	18	19	20
18	19	20	21	22	23	24	17	18	19	20	21	22	23	21	22	23	24	25	26	27
25	26	27	28	29			24	25	26	27	28	29	30	28	29	30				
							31													
May 2024							June 2024							July 2024						
S	M	T	W	Th	F	S	S	M	T	W	Th	F	S	S	M	T	W	Th	F	S
			1	2	3	4						1			1	2	3	4	5	6
5	6	7	8	9	10	11	2	3	4	5	6	7	8	7	8	9	10	11	12	13
12	13	14	15	16	17	18	9	10	11	12	13	14	15	14	15	16	17	18	19	20
19	20	21	22	23	24	25	16	17	18	19	20	21	22	21	22	23	24	25	26	27
26	27	28	29	30	31		23	24	25	26	27	28	29	28	29	30	31			
							30													

School Starts: August 17

School Ends: May 23

2023-2024 Calendar



Texakarana Head Start



Student Days:

Full Day—7:30-3:00

Student Hours - 1290

Student Days—172

Staff Training/ Students out

- July 31-Aug 15
- Oct. 10
- Jan 4 & 5
- Feb. 16 & 20

Student & Staff Holidays

- Labor Day - Sept. 4
- Fall Break - Oct. 9
- Thanksgiving - Nov. 20-24
- Christmas - Dec. 21-Jan. 3
- Martin Luther King- Jan. 15
- Winter Break - Feb 19
- Spring Break - Mar. 11-15
- Bad Weather Day—Mar.29 , April 1

Early Release Day

- Dec 19 & 20
- May 23 & 24

Staff Return July 31, 2023

Campus Director:
Debra Jackson

Family Services:
Era Moore-Collins
Quintessa Pierce
Keundra Riser
Tina Holmes

Contact Number:

August 2023							September 2023							October 2023						
S	M	T	W	Th	F	S	S	M	T	W	Th	F	S	S	M	T	W	Th	F	S
		1	2	3	4	5						1	2	1	2	3	4	5	6	7
6	7	8	9	10	11	12	3	4	5	6	7	8	9	8	9	10	11	12	13	14
13	14	15	16	17	18	19	10	11	12	13	14	15	16	15	16	17	18	19	20	21
20	21	22	23	24	25	26	17	18	19	20	21	22	23	22	23	24	25	26	27	28
27	28	29	30	31			24	25	26	27	28	29	30	29	30	31				
November 2023							December 2023							January 2024						
S	M	T	W	Th	F	S	S	M	T	W	Th	F	S	S	M	T	W	Th	F	S
			1	2	3	4						1	2		1	2	3	4	5	6
5	6	7	8	9	10	11	3	4	5	6	7	8	9	7	8	9	10	11	12	13
12	13	14	15	16	17	18	10	11	12	13	14	15	16	14	15	16	17	18	19	20
19	20	21	22	23	24	25	17	18	19	20	21	22	23	21	22	23	24	25	26	27
26	27	28	29	30			24	25	26	27	28	29	30	28	29	30	31			
							31													
February 2024							March 2024							April 2024						
S	M	T	W	Th	F	S	S	M	T	W	Th	F	S	S	M	T	W	Th	F	S
				1	2	3						1	2		1	2	3	4	5	6
4	5	6	7	8	9	10	3	4	5	6	7	8	9	7	8	9	10	11	12	13
11	12	13	14	15	16	17	10	11	12	13	14	15	16	14	15	16	17	18	19	20
18	19	20	21	22	23	24	17	18	19	20	21	22	23	21	22	23	24	25	26	27
25	26	27	28	29			24	25	26	27	28	29	30	28	29	30				
							31													
May 2024							June 2024							July 2024						
S	M	T	W	Th	F	S	S	M	T	W	Th	F	S	S	M	T	W	Th	F	S
			1	2	3	4						1			1	2	3	4	5	6
5	6	7	8	9	10	11	2	3	4	5	6	7	8	7	8	9	10	11	12	13
12	13	14	15	16	17	18	9	10	11	12	13	14	15	14	15	16	17	18	19	20
19	20	21	22	23	24	25	16	17	18	19	20	21	22	21	22	23	24	25	26	27
26	27	28	29	30	31		23	24	25	26	27	28	29	28	29	30	31			
							30													


School Starts: August 16

School Ends: May 24

Community Services of
Northeast Texas, Inc.



Head Start/ Early Head Start



Parent Handbook

Policy Council Approval:
Governing Board Approval:



Table of Contents

About Us	3
Educational Philosophy of Head Start.....	3
CSNT Mission Statement.....	3
CSNT Head Start Vision Statement	3
CSNT Head Start Campus Directory	4
Department of Health and Human Services Child Care Licensing Division	5
Local Child Care Licensing Offices	5
Gang Free Zone	5
Staff Immunizations	5
Emergency Preparedness Plan.....	5
Child Abuse	6
Emergency Evacuation Plan	7
Parent Committee and Policy Group Participation.....	8
DISCIPLINE/GUIDANCE POLICY	8
EMERGENCY AND FIRST AID PROCEDURES.....	8
What can the Head Start/Early Head Start Program Offer to Your Family?.....	9
Parent Code of Conduct.....	9
CONFIDENTIALITY POLICY—Protection of Child’s Record	10
Parental Rights	10
Education	11
Indoor/Outdoor Play.....	11
Field Trips.....	12
Technology/Screen Time	12
Animals at the Campus	13
Water Activities.....	13
Family Services.....	13
Program Description and Eligibility/Enrollment	13
Drop Off and Pick Up Procedures:	14
Hours of Operation	14
Severe Weather Conditions	14
Absenteeism	14
Up-To-Date Information	15
Campus Visits	15
Denial of Campus	15
Parent Concern	15

Suspension and Expulsion.....	15
Transition Tips—Head Start	16
Health and Nutritional Services	16
Required Screenings	16
Masks	17
Accidents/Illness	17
Physical Examination	17
Dental Exam	17
Daily Health Observations.....	18
Medical Conditions	18
Medications	18
FOOTWEAR	19
Immunizations (Shots)	19
Nutrition.....	19
Meals.....	19
Policy for Children Requiring Medically Based Diets or Special Dietary Requirements	19
BREAKFAST/LUNCH/SNACK TIME	20
Birthday Parties/Special Occasions.....	20
USDA/CACFP Monitor:	20
Disability Services.....	20
Children with Special Needs	20
Mental Health Services	21
Transportation	21
Bus Safety.....	21
In-Kind	22
Head Start Parent Responsibilities.....	23

About Us

Head Start is a comprehensive child development program which focuses on preparing children for entry into kindergarten. The program serves income eligible children ages 3-5 and their families by providing educational, health, dental and social services free of charge.

The educational component focuses on pre-reading skills, phonemic awareness, numeric development and social skills. All children are screened at the beginning of the program year to assess their development. All children receive physicals annually and any needed medical attention is obtained through their insurance or provided by Head Start. Children diagnosed with disabilities are fully included in all aspects of the program.

In addition, each child's family is case studied to determine their strengths and needs and a Family Partnership Agreement is developed to ensure that each child and their family receive the maximum amount of success from the services that are available.

Head Start currently serves more than 481 children in Bowie, Camp, Cass, and Morris counties.

Educational Philosophy of Head Start

Head Start adheres to the philosophy that parents are the prime educators of their children. The Educational Program provides parents with the opportunity to learn additional parenting skills, and also an opportunity to learn how to work more effectively with their own children.

Head Start works to enrich children with a learning environment and varied experiences appropriate to their age, stage of development and cultural background, which will help them to develop socially, intellectually, physically and emotionally.

CSNT Mission Statement

CSNT applies all available strategies enabling Northeast Texas families to lead improved, empowered, and self-reliant lives.

CSNT Head Start Vision Statement

To provide a system of education and encouragement which results in school-readiness for young children and their families.

CSNT Head Start Campus Directory

Atlanta Head Start

Atlanta Primary

505 Rabbit Blvd
Atlanta, Texas 75551
903-796-4118 Fax 903-796-4110

Bloomburg Head Start

201 W. Cypress
Bloomburg, Texas 75556
903-728-5880
Fax 903-728-5870

Daingerfield-Lone Star Head Start

West Elementary

305 West Watson
Daingerfield, Texas 75638
903-645-2901

Hughes Springs Head Start

903 E. 1st Street
Hughes Springs, Texas 75656
903-639-1914
Fax 903-639-1783

Hughes Springs Early Head Start

903 E. 1st Street
Hughes Springs, Texas 75656
903-639-1914
903-639-1783

Naples/Omaha Head Start

412 WL Doc Dodson Blvd.
Naples, Texas 75568
903-897-0318 Fax 903-897-0898

New Boston Head Start

117 Robertson
New Boston, Texas 75570
903-628-5621
Fax 903-628-3680

Pittsburg Head Start

404 Broach Street
Pittsburg, Texas 75686
903-856-1245 FSW 903-856-1246

Texarkana Head Start

Paul Laurence Dunbar Early Education
2315 West 10th Street
Texarkana, Texas 75503
903-255-3295
Fax 903-255-3294

Department of Health and Human Services Child Care Licensing Division

You are entitled to see the required postings from Texas Child Care Licensing. You may ask the Campus Director to view: The Minimum Standards for this Licensed Child Care Campus (also available on the web at <https://hhs.texas.gov/doing-business-hhs/provider-portals/protective-services-providers/child-care-licensing/minimum-standards> or at your local Licensing office), Inspection / Investigation Report, (compliance information is also available on the web at http://www.dfps.state.tx.us/Child_Care/Search_Texas_Child_Care/default.asp or from your local Licensing office), Documentation of liability insurance, Fire Marshal's Inspection Report, The most recent Health Department's Sanitation Inspection Report, The most recent Gas Pipe Inspection report, and the Child-Care Campus's operational policies.

Local Child Care Licensing Offices

Texarkana

Jamee Mars

3103 Summerhill Road
Texarkana, Texas 75503
903-791-3406

Paris

Emily Lipe

143019 19th Street NW
Paris, Texas 75460
903-737-0338

Gang Free Zone

Under the Texas Penal Code, any area within 1,000 feet of a child-care center is a gang-free zone, where criminal offenses related to organized criminal activity are subject to harsher penalty. You can find this information on your parent board at your campus.

Staff Immunizations

Community Services of Northeast Texas, Inc. does not require staff to obtain Hep A, Influenza and Pertussis, and COVID.

Emergency Preparedness Plan

Each Licensed Campus will have their Emergency Preparedness Plan posted in the entry way to the Campus. This will be available for parents to view at any time. This provides the details of our evacuation plans, as well as, procedures for shelter in place. Our relocation sites are listed on page 7.

Child Abuse

Preventing and Responding to Abuse and Neglect of Child

- A. Employees are required annually to obtain a minimum of one hour training on preventing and responding to neglect of children.
- B. Methods used for increasing employee and parent awareness of issues regarding child abuse and neglect warning signs that a child may be a victim of abuse or neglect are as follows:
 - 1. Printed materials are available for parents and staff relating to increasing employee and parent awareness regarding child abuse and neglect, including warning signs that a child may be a victim of abuse.
 - 2. Poster “Keeping Children Safe” located on parent information board.
 - 3. Refer parent to Child Abuse Hotline at 800-252-5400 or www.dfps.state.tx.us
- C. Methods used for increasing employee and parent awareness of prevention techniques for child abuse as follows:
 - 1. Printed materials are available for parents and staff relating to increasing employee and parent awareness regarding child abuse and neglect, including warning signs that a child may be a victim of abuse.
 - 2. Poster “Keeping Children Safe” located on parent information board.
 - 3. Refer parent to Child Abuse Hotline at 800-252-5400 or www.dfps.state.tx.us
- D. Strategies for coordination between the campus and appropriate community organizations include:
 - 1. Open communication between communities between community organizations by mail, email or telephone.
 - 2. Attending meetings and/or trainings with community organizations.
 - 3. 3. Refer parent to Child Abuse Hotline at 800-252-5400 or www.dfps.state.tx.us
- E. Actions that the parent of the child who is a victim of abuse or neglect should take to obtain assistance are as follows:
 - 1. Refer parent to information on poster “Keeping Children Safe” located on the parent information board.
 - 2. Refer parent to Child Abuse Hotline at 800-252-5400 or www.hhs.state.tx.us
 - 3. Refer parent to local police department or 911.
- F. Parent Education and Resources
 - 1. www.parenttoolkit.com
 - 2. www.discoveryeducations.com/parents/
 - 3. www.pbs.org/parents/
 - 4. www.choosemyplate.gov

Emergency Evacuation Plan

In the event of a situation requiring relocation outside the local area of the facility such as hazardous spill, brush or forest fire or other dangers threatening the safety of the occupants of the immediate area of the facility, all staff and children will relocate as a group to the pre-designated relocation site unless otherwise directed by emergency services personnel. The Campus Director/Designated Staff will notify the Administrative Office of the situation and buses will be dispatched to transport children and staff to pre-designated locations. Program Staff as assigned by the Curriculum Director will contact the parents to inform them of the situation and directions to the relocation site. Telephone numbers will be obtained from the Family Service Workers

Campus Directors/Designated Staff will be responsible for up the emergency pack, parent contact information and ensuring the notification posted is attached to the facility entrance providing the relocation site and contact information. Children will not be released except to an identified authorized pick-up person. **Pre-designated relocations (to verify or ask questions contact your Campus Director)**

Attendance Site	Relocation Site	Relocation Address	Relocation Telephone #
Atlanta Head Start	AISD Bus Pen	HWY 43 Atlanta, TX	903-796-4194
Bloomburg Pre-K Academy	Queen City High School Football Field	905 Houston Street Queen City, TX	903-796-8259
Daingerfield Head Start	Daingerfield Church of Christ	818 West Watson Blvd. Daingerfield, TX	903-645-2896
Hughes Springs Head Start/Early Head Start	1st Location—Hughes Springs Community Center 2nd Location—Hughes Springs Elementary Gym	1st Location—902 East 1t Street Hughes Springs, TX 2ns Location—809 Russell Street Hughes Springs, TX	1st Location—903-639-4484 2nd Location—903-639-3881
Naples Head Start	1st Location—Pewitt Elementary School Cafeteria 2nd Location—Pewitt High School	1st Location—374 CR 4318 Omaha, TX 2nd Location - 1216 US Highway 67 West Omaha, TX	1st Location—903-884-2404 2nd Location—903-884-2293
New Boston Head Start	1st Location—Oakview Primary 2nd Location—Industrial Air Systems	1st Location—530 Hospital Drive New Boston, TX 2nd Location - 107 HWY 82 West New Boston, TX	1st Location—903-628-8901 2nd Location—903-628-5276
Pittsburg Head Start	1st Location—Pittsburg Primary 2nd Location—First United Methodist Church	1st Location—405 Broach Street Pittsburg, TX 2nd Location - 109 College Street Pittsburg, TX	1st Location—903-856-6482 2nd Location—903-856-2839
Paul Laurence Dunbar Early Education Center	Mount Orange Baptist Church	2510 W 10th Street Texarkana TX	903-792-6001

Parent Committee and Policy Group Participation

You will have an opportunity to serve in the following capacities:

1. Parent Committee: This committee is set up at the local campus level and is composed of all parents with children enrolled in the Head Start (HS)/ Early Head Start (EHS) Program. As a HS/EHS parent you automatically become a member of this committee.
2. Head Start Policy Council: This group is set up at the agency level and is composed of at least 51% parents, plus community representatives. The parents are elected from the local parent groups annually.
3. Board of Directors: This is the grantee agency for the operation of the Head Start Program. The Agency has a 12– member Board of Directors, including one member from Policy Council.

DISCIPLINE/GUIDANCE POLICY

Each Campus has a copy of *MINIMUM STANDARDS RULES for LICENSED CHILD-CARE CENTERS* which contains reasonable standards for childcare facilities in Texas. All staff and volunteers are required to undergo training on minimum standards to ensure safe childcare.

The following is a short, but important, list of discipline and guidance policy that Head Start expects every staff and volunteer to know: The Campus's staff must ensure that discipline and guidance are consistent, are based on an understanding of individual's needs and development and promote self-discipline and acceptable behavior.

- There must be no cruel, harsh, or unusual punishment/treatment.
 - Staff or volunteers must not shake, bite or hit the children.
 - The staff must not put anything in or on a child's mouth as punishment.
 - The Campus's staff may use brief, supervised separation of children from the group if necessary, but the staff must not place children in a locked or dark room with the door closed.
- Use your "inside voice" when speaking to the children. Remember, it is not always WHAT you say but HOW you say it. Your tone of voice should reflect respect for the children and concern for their well-being.
- "No" and "Don't" are not Head Start words. Use positive statements to obtain the behavior you are seeking. For example, instead of "Don't run," try "Use your walking feet" Instead of "Don't throw rocks," try "Let us leave the rocks on the ground".
- You are a role model for the children. Using "Please" and "Thank You" as much as possible will teach them to use these positive words, too.

EMERGENCY AND FIRST AID PROCEDURES

Each Campus has an emergency/evacuation plan for response to fire and/or natural disasters. This plan includes procedures for evacuations for fire and sheltering/severe weather, which includes an alternate location. Fire drills will be conducted monthly; sheltering/severe weather drills are done once every three months.

A copy of the plan is posted in each classroom, Family Service Worker and Campus

Director Offices. Information on dates and times of drills are posted, this plan is available for review at any time through your Campus Director. The Campus Director will go over these procedures with volunteers.

First aid kits and fire extinguishers are in the Campus and on all buses. Staff are the personnel who can administer first aid to the children. Should a child become injured, report it immediately to the classroom teacher.

What can the Head Start/Early Head Start Program Offer to Your Family?

- ✓ The program provides children with activities that help them grow mentally, socially, emotionally, and physically.
- ✓ Staff members offer a nurturing environment, and understanding, the opportunity to learn and to experience success. Your child will leave this program more prepared for kindergarten, excited about learning and ready to succeed.
- ✓ We provide health and developmental screenings/assessments for your children and any follow-up services needed.
- ✓ Head Start/Early Head Start Program offers you a sense of belonging, other support services, and a chance to be involved in activities to help your whole family.

Parent Code of Conduct

Standards of Conduct: All Parents/Guardians and Volunteers will:

- ✓ Respect and promote the unique identity of each child and family and refrain from stereotyping based on gender, race, ethnicity, culture, religion or disability.
- ✓ Follow program confidentiality policies concerning information about children, families, and staff members.
- ✓ Not allow a child to be left alone or unsupervised while under their care.
- ✓ Use positive methods of child guidance and not engage in corporal punishment, emotional, or physical abuse, or humiliation; not employ methods of discipline that involve isolation, the use of food as punishment or reward, or the denial of basic needs; do not bind or tie a child to restrict movement, or tape a child's mouth; use physical activity or outdoor time as a punishment or reward.
- ✓ Conduct themselves in a manner that reflects positively upon the program's reputation and upon the children and families the program serves. Compliance with CSNT Code of Conduct is the responsibility of Head Start parents/guardians, volunteers, or anyone else involved with the program. To ensure orderly operations and provide the best possible learning environment, CSNT expects parents/guardians to follow this Parent Code of Conduct.
- ✓ It is not possible to list all the forms of behavior that are considered unacceptable. The following are examples of violations of rules of conduct.
- ✓ Threats to staff, parents or children

- ✓ Physical or verbal punishment of a child
- ✓ Swearing or cursing
- ✓ Smoking
- ✓ Quarreling, verbal fighting, loud shouting and display of anger
- ✓ Bringing drugs, alcohol or weapons to program sites or events
- ✓ Physical violence
- ✓ Inappropriate or excessive displays of physical affection between adults
- ✓ Inappropriate dress, including for example, low-cut tops, bare midriff or clothes with words or pictures inappropriate for young children

CONFIDENTIALITY POLICY—Protection of Child’s Record

Head Start establishes procedures for the protection of confidential records and information on the families and children we serve. We follow the Family Educational Rights and Privacy Act (FERPA). *Disclosure with parental consent Parents will complete a form for Release of Confidential Information during orientation or when a record is requested from a child’s campus. *Disclosure without parental consent

Files can be accessed by certain entities without parental consent. This would be a review by the Federal Auditors, Fiscal Auditors, USDA audit, Contractors of the program, Appropriate parties in an emergency, records that are subpoenaed by a judicial order, or records requested by Child Protective Services.

All files remain locked in the file cabinet in your child’s Family Service Workers office.

Parental Rights

Parents have the right to inspect child’s records. Only information relating to your child will be disclosed when requested. This request must be completed in writing. If a parent feels the information is incorrect, they can request that the record be amended. Parent has the right to appeal any record within the child’s file by contacting the Family Service Administrator at 903-756-5596 ext. 218.

Education

Early Head Start/ Head Start will provide your child with an individualized educational program based upon Frog Street 2020/Three's/ Infant/ Toddler. A lesson plan will be developed for your child on a weekly basis. Frog Street Curriculum addresses the Head Start Child Development and Early Learning Framework.

This means that your child's needs will be met in a responsive manner by his/her primary teacher. Infants and toddlers learn through play and exploring their environment. Your child's teacher will be provided activities and materials that encourage your child's development. Activities for children in the room will vary according to their own needs.

Early Head Start children will be provided a daily report on your child about your child's days. A minimum of two parent conferences and two home visits will be scheduled during the year to discuss your child's progress. However, your child's teacher is available to meet with you at any time if you have a question or concern.

Head Start/ Early Head Start staff provide an initial developmental, vision and hearing screening for your child. This screening is conducted within 45 days of enrollment into the Program. Early Head Start Developmental screening is Ages and Stages. Head Start uses Dial 4. The results are used to begin individual planning for each child.

Indoor/Outdoor Play

Early Head Start/ Head Start will promote indoor and outdoor physical activity throughout the day. A minimum of two daily opportunities for outdoor play, weather permitting, in which a child makes use of both small and large muscles for a total of 60 minutes daily. A balance of active and quiet play that incorporates group and individual activities, both indoors and outdoors for a minimum of 60 minutes daily for toddlers and 90 minutes daily for pre-kindergarten age children. There will be child initiated activities that include equipment, materials and supplies needed that are within reach of the child and the child will be able to choose the activity. The Teacher will also plan at least two activities daily to promote movement.

Outdoor play provides for greater freedom and flexibility, fuller expression through loud talk, and a greater range of active movement. Outdoor play also extends opportunities for large muscle development, social-emotional development, and small muscle development by offering variety, challenge, and complexity in ways that are not attainable in a confined indoor space. I am moving, I am Learning is a program we use to address obesity. This will include activities in the CSNT Head Start Classroom for indoor play that is a nutritious program that emphasizes healthy choices and movement.

THE TEACHER'S RESPONSIBILITY IS TO:

- Interact with your Child.
- Develop a relationship with your child.
- Consistently respond to your child's needs
- Know your child individual schedule.
- Know your child's moods and best way to comfort.
- Work with you to ensure that your child's needs are met.
- Ensure that you and your child are happy and comfortable in our program.

Sample Schedule

7:30-8:30 – Arrival Time/Handwashing/ Breakfast/ Tooth Brushing/ Free Choice Activities
8:30-8:50 - Circle Time/ Preview Centers/ Music/ Conscious Discipline Strategies
8:50-9:15 – Learning Centers/ Individualization/ Small Group
9:15-9:35 – Circle Time/ Language and Literacy
9:35- 9:50 – Learning Centers/ Individualization/Small Group
9:50- 10:20 – Outdoor Activities/ IMIL (I'm Moving, I'm Learning)
10:20-10:35 – Circle Time/ Math
10:35- 10:50 – Learning Centers/ Individualization/ Small Group
10:50- 11:00 – Cognitive Transition/ Restroom/ Hand Washing/ Prepare for Lunch.
11:00- 11:30 – Family Style Lunch
11:30- 11: 45 – Read Aloud/ Transitions from ISD Teacher to Head Start
11:45- 12:00 – Cognitive Transition/ Restroom/ Hand Washing/ Prepare for rest/ Read Aloud.
12:00- 1:00 – Rest/ Quiet Time/ Nap
1:00 – 1:15 – Cognitive Transition/ Restroom/ Hand Washing/ Music
1:15- 1:30 – Circle Time/ Science/ Social Studies
1:30- 2:00 – Outdoor Activities
2:00- 2:15 – Learning Centers/ Individualization/ Small Group
2:15- 2:30 – Snack
2:30- 3:00 – Circle Time/ Health Nutrition/ IMIL/ Recap/ Dismissal
3:00-4:00 – Teacher Planning Time

YOUR CHILD NEEDS:

- To build close trusting relationships.
- To explore a room that is safe and inviting.
- To engage in stimulating age-appropriate activities.

Field Trips

Field trips are a fun and important part of the Head Start experiences. We encourage parents to participate whenever possible. Please notify your child's teacher if you would like to be a chaperone. Parent chaperones must follow the same nutritional guidelines children are offered during the field trips. The purchase of outside food is not allowed while on the field trip. All food provided for children will also be provided for the chaperones. If you have a food allergy, please notify your child's teacher ahead of time so we can provide a substitute. Parent are asked to complete a request form giving permission for their child to participate prior to all field trips.

Field trips support the classroom educational experience, current curriculum, and the developmental level of the children. Head Start/Early Head Start is prohibited from asking parents for money for a field trip, therefore community sponsorships are welcomed.

Technology/Screen Time

Technology is important to your child's education. Technology may be used to supplement an activity or learning experience that your child has the classroom. In order to use technology, it must be a planned activity that meets an educational goal, is age-

appropriate, does not exceed one hour per day, is not used during mealtime, snack times, naptimes, or rest times, does not include advertisements or violence and is turned off when not in use.

Animals at the Campus

What steps are taken to have animals at each Campus?

- Notify parents in writing when animals are scheduled to be present
- Ensure the animals do not create unsafe or unsanitary conditions
- Ensure that children do not handle any animal that shows signs of illness, such as lethargy or diarrhea
- Ensure that caregivers and children practice good hygiene and hand washing after handling or coming in contact with an animal and items used by an animal, such as water bowls, food bowls, and cages.
- Ensure that all vaccinations for the animals are up to date by the Texas Health and Safety Code.

Water Activities

We do not have water activities for our Head Start children. The only water activities that the children have are a sand and water table inside the Campus.

Family Services

The focus of the Family Services/Parent Involvement Program is on the child, the family, and the community as a group of interacting personalities. The role of the staff is to provide support to the child and family. Family Service Workers also serve as a resource to the family by serving as a liaison between the Head Start Campus, the Family, and the Community. Out of this interaction, empowerment, enhancement of problem-solving skills, and self-reliance is the desired outcome for each family system.

Program Description and Eligibility/Enrollment

Enrollment in the Head Start/Early Head Start Program is limited to:

Families that met Federal Head Start/Early Head Start eligibility requirements.

Availability of the age-appropriate classroom slot

Parents will be notified in writing of changes to eligibility and enrollment criteria.

Drop Off and Pick Up Procedures:

- ⇒ Sign in sheets will be available at the drop off location or in each child's classroom. When dropping off your child in the mornings, please sign your child in. Daily sheets for parent/teacher communication are located in the classroom for Early Head Start students. The parent portion needs to be filled in completely. This includes who will pick up your child.
- ⇒ When picking up your child, be sure to sign your child out.
- ⇒ Your child will be released only to the parents or a person (18 years of age or older) designated by the parent on the Enrollment information form.
- ⇒ If it is necessary for a child to be picked up by someone other than those designated, the parent must call the Campus giving permission. A photo ID will be required. Whenever possible, we will ask you to notify us in writing by fax or email if someone else picks up your child.
- ⇒ Once your child is signed out of the Campus and left the classroom, the parent or person picking the child up assumes responsibility for the child.

Hours of Operation

- All Campuses are open Monday thru Friday from 7:30 am to 4:00 pm
- All Campuses are open from August to June.
- All Campuses will have emergency contact numbers posted.
- All information listed above will be posted in all Campuses.
- No child is accepted in the Campus after 8:30 a.m., unless approved by the Campus Director or other designated staff person.

Late Pick-Up

Children will look forward to going home daily. All children are to be picked up no later than 3:30 p.m. Children left after this time will worry about being picked up by their parents. If the parent is not there to pick up the child, staff will begin calling emergency phone numbers. If no response is received, the legal authorities (Child Protective Services/Police) will be contacted. The classroom Teacher or Family Service Worker will review the late pick-up policy with the parents.

Severe Weather Conditions

Head Start/Early Head Start classes abide by the public districts decision to keep schools open or to close them. Please tune into your local radio or television broadcasts. If your local school district cancels school, then your Head Start/Early Head Start classes will also be cancelled.

Absenteeism

Regular school attendance is essential to your child's development. Excessive absenteeism could result in your child not mastering the instructional materials and jeopardize your child's enrollment in Head Start. Parents should make every effort to avoid unnecessary absences. If your child is going to be absent, it is the responsibility of the parent or guardian to inform the Campus Director or Campus Staff as soon as possible.

All dually enrolled children are required to follow the Texas Education Code 25.085:

Compulsory School Attendance, which states once a parent enrolls a child in Kindergarten or Pre-Kindergarten, the child is required to attend school regularly. According to Texas Education Code 25.092, a child must attend 90% of the school year. Penalties against parents may be imposed if a school aged student is deliberately not attending school.

If your child is out 3 times, parent must meet with the Family Service Worker. Continual absenteeism without a documented reason may result in your child being dropped from the Program after 10 consecutive days. We do not wish to drop any child from the program; however, there is a waiting list of children who would like to attend school and are willing to attend sessions on a regular basis.

Please make every effort to send your child to school daily. If you have any Questions, please contact the Campus Director.

Up-To-Date Information

IMPORTANT In order to ensure timely communication in case of an emergency, late pick up, or early release, we must keep all children's information current. Please notify your child's Teacher, Campus Director or Family Service Worker immediately if any change in your current address, telephone numbers, emergency contact, and/or name change.

Campus Visits

Parents have the right to enter and inspect the Head Start Campus without advance notice to the teachers during the school hours.

Denial of Campus

Parents may be denied Campus visits if they pose a risk to the children in the Campus. A non-custodial parent may be denied visitation if the custodial parent has a court document and presents a written request not to permit the non-custodial parent access to the child.

Parent Concern

Any parent may file a written or verbal complaint about the Head Start Program. To address any complaint or problem, please follow the chain of command. Report to the lead teacher. If no response report to the Campus Director. If no response report to the Head Start Program Manager at 903-756-5596 ext. 213.

Suspension and Expulsion

No child will be suspended or expelled from the program unless necessary for the safety of the children. All measures will be taken to ensure the child can remain in the classroom.

Transition Tips—Head Start

Is your child starting preschool? During transitions, children often need a little extra time, attention and support from their parents. School transitions also signal a new stage of family life for everyone.

Children may feel....

- Sadness at the loss of the old school, friends, neighbors (and if a preschooler or kindergartner, separation from parents)
- Anxiety about the unknown
- Fear of not making friends, being accepted
- Apprehension about their ability to do their work or master the logistics involved (getting lost, getting lunch, learning the rules, finding the bathrooms, etc.).

Parents may feel....

- Sadness about their child growing up and moving on to the next stage
- Anxiety about whether the new school and/or teacher are the best for their child
- Uncertainty about what their own role should be in the new setting and how the new school views parent involvement
- Awareness that their child's growing up is linked to a new stage of life for parents too, and that family will change.

Health and Nutritional Services

Health, wellness, safety, and nutrition education for families and children

Vision and hearing screenings

Hemoglobin/Lead Screening

Blood Pressure

Height and weight measurements are completed twice during the year

Nutritious breakfast, snack (standalone Campuses only) and lunch served to each class daily. ISD Campuses will receive a supplemental snack if the child is hungry after lunch before leaving for the day. Daily menus and nutrition education are provided.

Child nutrition screening

Family nutritional counseling

Required Screenings

Occasionally you may receive a notice that your child will be screened. Head Start/Early Head Start is required to track height, weight, hearing, vision, nutrition, anemia, developmental and speech/language screenings. It is your responsibility as a parent to review the results for your child and follow-up with any necessary referrals or appointments for your child as requested by Head Start/Early Head Start. Your Family

Service Worker is available to assist you.

Masks

All children, over the age of two, and all staff must wear a CDC approved masks while in the center. Masks will not be worn while eating or drinking, napping, and playing outside when social distancing is allowed.

Accidents/Illness

In the event of an accident, illness or an emergency, the Head Start/Early Head Start program will notify you and provide detailed information, including a written report. If a critical illness or emergency requires the immediate attention of a physician, the HS/EHS Staff will:

- Call 911 for emergency medical services to assess and transport your child to the nearest emergency room, if required;
- Give your child first aid treatment or CPR, if required;
- Contact the physician of record in your child's record;
- Ensure supervision of all other children in your child's group.

Physical Examination

Before your child can enter the classroom, parents must provide a copy of the child's last physical exam signed by the doctor/clinic to the Family Service Worker. The exam must be appropriate to the child's age as recommended by the Texas Health Steps and Texas Department of State Health Services schedule (see below):

Physical Exam Schedule

12 months Exam	30 months Exam
15 months Exam	36 months Exam
18 months Exam	4 year Exam
24 months Exam	5 year Exam

Dental Exam

Dental exams are required at age 1 year and every 6 months after. Parents are responsible for providing a copy of this exam to your child's Family Service Worker and complete all follow-up appointments.

If you are having difficulty obtaining a copy of your child's exam, please notify the Family Service Worker at your Campus and we will work well with you to get one.

Daily Health Observations

A daily health check of each child is made upon arrival in the presence of the parent or caregiver. Communication between teachers and parents about the child's health status is vital to identify any specific signs or symptoms of illness and to prevent the spread of infection.

Head Start and Early Head Start Children with any symptoms of illness will not be allowed to remain in the campus and will not be allowed back on campus until fever/symptom free for 24 hours.

Temperature over 100 degrees and also has pain, behavior changes, or other symptoms of illness will not be allowed to remain in the Campus.

An unexplained rash	Conjunctivitis or pink eye, exclude with additional symptoms
Vomiting (in the past 24 hours)	Lice or nits
Diarrhea (in the past 24 hours)	A contagious disease (ex. Chicken Pox, Flu, Strep Throat, Corona Virus)
Blood or mucus in stools	Mouth sores with drooling

Medical Conditions

Children diagnosed with medical conditions may require medications and/or medical procedures during school hours.

Medical conditions must be reported to the Campus Director and/or Family services staff. Some medical conditions will require further documentation and/or Physician's directives that will ensure proper care is given/taken when indicated.

The following Medical Conditions that will or may require further documentation and/or physician's directives are:

- Asthma—Asthma Action Plan must be completed by parent or primary care physician if indicated
- Allergies requiring EPI Pen usage—Physician's directive required. (Food, medication or Chemical allergies, insect bites, etc.)
- Catheterization—Physician's directive required
- Tube Feedings—Physician's directive required
- Seizures—Physician's directive required
- Diabetes—Physician's directive required

Medications

No medication will be given without a parent/guardian's written permission and a

physician's written request. An Authorization for Medication Administration form can be obtained in the health office.

The following information must be on file in the school health office before ANY medication is given including sunscreen and insect repellent:

- a. Name of the medication
- b. Amount of medication to be administered
- c. Time of day or circumstance the medication is to be administered.
- d. Length of time the medication is to be administered (e.g., 1 day, 7 days or all school year, etc.)

All medication must be in the original container and be properly labeled.

Head Start Staff will work in collaboration with ISD Partnerships, accepting their requirements for administration and storage of medications when Head Start classrooms are located on their campus.

Students are not allowed to carry medication or self-medicate during the school day except as specified by state law.

FOOTWEAR

Children are not allowed to wear open-toed shoes or sandals for safety reasons. A child is allowed to wear modified footwear as deemed necessary by the parent. The parent must submit a written request/authorization to verify qualifying condition. After three (3) days a doctor's statement is required for the child to continue to wear the modified footwear.

Immunizations (Shots)

Before the child can enter the classroom or receive direct services (for example, home visits or center-based services) immunizations must be current and appropriate to the age as recommended by Texas Department of State Health Services schedule.

Parents are required to submit updated immunization records after each appointment to the Family Service Worker.

Nutrition

Meals

Nutritional needs and requirements are met by a variety of healthy foods, which are adequate in all nutrients. Meals are funded by USDA. USDA guidelines are followed to ensure each child gets 2/3 of the daily requirements (breakfast, lunch and an afternoon snack). Children are not to bring food from home. No homemade or home baked foods can be allowed due to health concerns.

Policy for Children Requiring Medically Based Diets or Special Dietary Requirements

1. Children who have certified medical or special dietary needs will be served

- appropriate substitutions. This includes children with food intolerance (s).
2. The parent/guardian of the child must provide a licensed medical authority's signed statement that includes the following:
 3. The medical or special dietary needs that restricts the child's diet.
 4. The major life activity affected by the disability.
 5. The foods that must not be served to the child.
 6. The foods that must be substituted.
 7. The Food Allergy Action Form will be used to obtain special diet information needed from the child's medical doctor, as stated in the policy on special diets.

Breastfeeding mothers have the right and are encouraged to come to the program setting to feed their children when possible. The program will provide a comfortable place with a seat that enables a mother to breastfeed her child.

[BREAKFAST/LUNCH/SNACK TIME](#)

Breakfast will be served from 7:30 am until 8:30 am. Children who arrive after 8:30 and are hungry will receive a nutritious supplement meeting USDA requirements and licensed dietician approval.

[Birthday Parties/Special Occasions](#)

The Campus Director can designate one day a month for all birthdays to be observed. This day will not fall on any one child's birthday. Healthy food is greatly encouraged for special occasions. Parents may donate store bought mini cupcakes/cookies or baked chips for these occasion. A healthy/low fat snack will be served. Example: sugar free Jello with cool whip, fruit parfait, fruit-kabob.

[USDA/CACFP Monitor:](#)

A USDA Monitoring of the Campus will be conducted three times a year by the Nutrition Manager.

[Disability Services](#)

Since 1972, Head Start has operated under the requirements of a congressional mandate to make available, at a minimum, ten percent of its enrollment opportunities to children with disabilities. Head Start staff plays an important role in helping to identify children who may need special services. Staff actively recruits families and offers enrollment opportunities for children with disabilities. The Program collaborates with other agencies that assist children with disabilities to ensure that children are identified and provided a full range of services to meet individual needs. Head Start's philosophy of inclusion supports the rights of all children to be active participants in natural settings within their communities.

[Children with Special Needs](#)

All children enrolled in the Head Start/Early Head Start program will receive a Developmental Screening within forty-five (45) days of the child's enrollment date with parental consent.

The purpose of the Dial 4 Screener is to obtain a snapshot of a child's development in order to identify the children who may need more comprehensive evaluation. When the decision is made to refer a child for further assessment because of failed screening assessments and/or previous services, the classroom teacher will conduct a conference with the parent of the child and discuss the developmental screenings and assessments.

Children, ages six weeks to three years, also receive the Ages and Stages Screener. Any child needing further assessments will be referred to Opportunities, Inc. upon written permission from the parent. The Mental Health Advocate will assist the family throughout this process.

Children three to five years of ages with suspected disabilities are referred to the Local Educational Agencies (LEA's), once the parental consent has been obtained. Services will be provided to address developmental needs through the implementation of an Individual Educational Plan (IEP).

Mental Health Services

In the over-arching goal of Head Start/Early Head Start to aid in the development of growth of the whole child, we strive to monitor, assess, and provide intervention related to the social, emotional, and behavioral learning needs of participating children. All Head Start/Early Head Start children will receive a social emotional screening within the first 45 days of entry using the Ages and Stages Social Emotional Screener.

We focus on developing healthy relationships with children and their caregivers, creating a supportive, nurturing, safe environment, and using age appropriate social/emotional curriculum to help children develop greater awareness and improved social functioning.

These strategies are typically effective at helping children reach social, emotional, and behavioral milestones, but for those children and families identified through early screening, teacher or parent referrals as needing additional support, more intensive individual and family interventions are available from trained mental health professionals and paraprofessionals, including observations, screenings, assessments, and treatment services for the child and family.

Transportation

Early Head Start DOES NOT provide transportation*

Head Start Transportation is very limited. Transportation to the Head Start Campus is provided only to those children with no transportation, or transportation issues. No bus services will be provided for children with adequate means of transportation. Families that are found with adequate transportation will be denied bus services or dropped from the bus route.

Bus Safety

Riding on the Bus

- ⇒ Students must go to a seat and be seated immediately upon boarding.
- ⇒ The bus will not move until all children are seated and buckled.
- ⇒ Students must remain seated while the bus is moving.
- ⇒ Students should keep arms, hands, legs and heads inside the bus at all times.
- ⇒ Fighting, scuffling and the use of profane or inappropriate language is not allowed.
- ⇒ The emergency doors and exit window controls should be used only during drills or actual emergencies.

Unloading from the Bus

- ⇒ All students will remain seated until the bus comes to a complete stop. **DO NOT RUSH!**
- ⇒ All students and Bus Monitor will move away from the bus immediately upon leaving the bus.
- ⇒ If a child must cross the street or road after getting off the bus, he/she should walk to the front of the crossing arm, then stop and look to the driver for a signal to cross in front of the bus with the Bus Monitor.

Children riding ISD school buses will follow the policies and procedures of the district.

In-Kind

The Federal Government requires that twenty percent (20%) of the Head Start grant will be matched with contributions from parents and the community. These contributions are called “in-kind” and consist of volunteering, attending Head Start activities, donating materials, working on your child’s educational goals at home, serving on Policy Council or Head Start Committee’s and many other ways. You will be asked to fill out an “in-kind” form when services or materials are provided to the Head Start /Early Head Start Program. If goods or materials are purchased, please submit receipt.

Volunteering or becoming active at the campus or with home activities is a great way to be engaged in your child’s education and is included with the Head Start Performance Standards. All of the activities listed) but not limited to) in this handbook are ways for parents to lend a helping hand and volunteer. The activities also count a “In-Kind” for the program. See chart below

Classroom of Campus Activities	Non-Classroom Activities	Home Activities
Reading or telling stories to children	Working on parent or classroom bulletin boards	Cutting out items for collages, arts and crafts items
Assisting the teacher in preparing a class activity (large or small group)	Attending Parent Committee, Policy Council and Agency Committee Meetings	Typing Campus meeting minutes

Participating in Circle Time	Attending Parent Training	Scheduling Reading Time in the Home
Assisting with office task or call other parents to encourage engagement	Chaperone Field Trips	Telling your neighbors about Head Start/posting flyers in your Community
Working on the Newsletter	Assisting with Annual Self—Assessment	Completing Home Activities with your child

If you want to volunteer on a consistent basis we will need you to complete a background screening and a TB skin test. *

Head Start Parent Responsibilities

My responsibilities as a parent/guardian in the Head Start/ Early Head Start program includes;

1. Ensure my child attends the program consistently and on time to support his/her development.
2. Participate actively in the program and take advantage of the opportunities that the program offers.
3. Work with teachers, faculty, and other families in a cooperative manner.
4. Be open to new ideas and experiences that can benefit me and my children.
5. Help make the HS/HS program better by offering my opinions, constructive criticism, and suggestions.
6. Ask questions of my child's Teacher, Family Service Worker, and the Campus Director or other members of the staff.
7. Reinforces what my child learns at the program by working with my child at home.
8. Ensure that my child is up to date on all required medical and dental needs.
9. Participate in two home visits each year with my child's Teacher and Family Service Worker.
10. Participate in two Parent/Teacher Conferences per year.
11. Ensure that my child has extra clothing at the center and has items for nap time.

Community Services Head Start 2023/2024 Menu

Cycle One

+ MEANS A GOOD SOURCE OF VITAMIN A

* MEANS A GOOD SOURCE OF VITAMIN C



The quantities of food specified are the minimum serving size for children ages 3-5 based on the Child and Adult Food Program

Component size		MONDAY	TUESDAY	WEDNESDAY	THURSDAY	FRIDAY
Milk - 3/4 c / 1/2 pt. Fruit/vegetable - 1/2 c Grain - 1/2 oz. eq. Meat/ma - maybe served 3 times a week in place of grain	BREAKFAST	MILK CINNAMON PEARS SAUSAGE BISCUIT**	MILK BANANA GOLDEN PORRIDGE	MILK FRESH FRUIT* WG CEREAL	MILK BERRY PINEAPPLE MIX *+ WW TOAST	MILK PEACHES MINI BAGEL**
Milk - 3/4 c or 1/2 pt. Vegetable - 1/4 c Fruit - 1/4 c Grain - 1/2 oz eq. Meat/ma - 1 1/2 oz eq.	LUNCH	MILK TROPICAL FRUIT*+ WW ROLL CHIX MIX	MILK PEAS & CARROTS*+ SWEET POTATO FRIES SLOPPY JOE	MILK SPINACH SALAD MIX *+ w/diced tomatoes BROWN RICE PINEAPPLE CHICKEN*	MILK GREEN BEANS ORANGE SMILES* BURGER WONDERLAND*+	MILK PINTO BEANS COLESLAW*+ CORNBREAD FISH**
Serve 2 of the 5 Milk - 1/2 c Vegetable - 1/2 c Fruit - 1/2 c Grain -1/2 oz eq. Meat/ma - 1/2 oz	PM SNACK	MANDARIN ORANGES* GRAHAM CRACKERS WATER	WHEAT THIN CRACKERS** CHEESE STICK WATER	FRESH VEGETABLES YOGURT DIP WATER	CHEESE TOAST WATER	RICE CAKE SUNBUTTER WATER

EXAMPLE OF SEASONAL FRESH FRUIT : Berries, Melon, Apple, Banana, Peach, Pineapple, Orange, Nectarine, Mangos, Kiwi, or Plum

The Milk we serve is 1/2 pint of 1% Unflavored, white.

** CN Product

Milk is served with Breakfast and Lunch. (Lactose free milk is served for children with milk allergies that have a Doctor statement)

*** We serve 1/2 cup water with our pm snacks



Community Services Head Start 2023/ 2024 Menu



Cycle Two

+ MEANS A GOOD SOURCE OF VITAMIN A

* MEANS A GOOD SOURCE OF VITAMIN C

The quantities of food specified are the minimum serving size for children ages 3-5 based on the Child and Adult Food Program

Component size		MONDAY	TUESDAY	WEDNESDAY	THURSDAY	FRIDAY
Milk - 3/4 c / 1/2 pt. Fruit/vegetable - 1/2 c Grain - 1/2 oz. eq. Meat/ma - maybe served 3 times a week in place of grain	BREAKFAST	MILK MIXED FRUIT WW BISCUIT w/jelly 1/2 BOILED EGG	MILK BERRY BANANA SPLIT*+	MILK APRICOTS*+ CINNAMON TOAST	MILK FRESH FRUIT WG CEREAL	MILK APPLESAUCE MINI CINNAMON ROLL**
Milk - 3/4 c or 1/2 pt. Vegetable - 1/4 c Fruit - 1/4 c Grain - 1/2 oz eq. Meat/ma - 1 1/2 oz eq.	LUNCH	MILK COLESLAW*+ SWEET POTATO FRIES CHOPPED BBQ CHICKEN SLIDDER	MILK APPLE SMILES* BEAN TOSTADA+	MILK GREEN BEANS CORNBREAD KICKIN' CHICKEN*+	MILK PEAS & CARROTS*+ ROSIE PEARS WW ROLL SALISBURY STEAK	MILK SPINACH MIX SALAD w/diced tomatoes*+ ORANGE SMILES* BEEF & CHEESE NACHOS
Serve 2 of the 5 Milk - 1/2 c Vegetable - 1/2 c Fruit - 1/2 c Grain -1/2 oz eq. Meat/ma - 1/2 oz	PM SNACK	WG GOLDFISH PRETZEL CRACKERS** YOGURT GO-GURT** WATER	PITA POCKET SUNBUTTER WATER	FRUIT-ASTIC SALSA*+ BUG BITE GRAHAM CRACKERS** WATER	TROPICAL SMOOTHIE* GRAHAM CRACKERS WATER	PEACHES 1/2 WW TOAST WATER

EXAMPLE OF SEASONAL FRESH FRUIT : Berries, Melon, Apple, Banana, Peach, Pineapple, Orange, Nectarine, Mangos, Kiwi, or Plum

The Milk we serve is 1/2 pint of 1% Unflavored, white.

** CN Product

Milk is served with Breakfast and Lunch. (Lactose free milk is served for children with milk allergies that have a Doctor statement)

*** We serve 1/2 cup water with our pm snacks

Community Services Head Start 2023/2024 Menu

Cycle Three

+ MEANS A GOOD SOURCE OF VITAMIN A

* MEANS A GOOD SOURCE OF VITAMIN C



The quantities of food specified are the minimum serving size for children ages 3-5 based on the Child and Adult Food Program

Component size		MONDAY	TUESDAY	WEDNESDAY	THURSDAY	FRIDAY
Milk - 3/4 c / 1/2 pt. Fruit/vegetable - 1/2 c Grain - 1/2 oz. eq. Meat/ma - maybe served 3 times a week in place of grain	BREAKFAST	MILK BANANA WG CEREAL	MILK APRICOTS*+ WW PANCAKE**	MILK TROPICAL FRUIT*+ GOLDEN PORRIDGE	MILK CINNAMON PEARS SAUSAGE BISCUIT**	MILK MIXED BERRIES*+ RICE CAKE
Milk - 3/4 c or 1/2 pt. Vegetable - 1/4 c Fruit - 1/4 c Grain - 1/2 oz eq. Meat/ma - 1 1/2 oz eq.	LUNCH	MILK BROCCOLI*+ MIXED FRUIT CHEESE RAVIOLI**	MILK CARROTS* APPLES SMILES* CHICKEN & WAFFLE	MILK SPINACH SALAD MIX w/diced tomatoes*+ MANDARIN ORANGES* PEPPERONI PIZZA**	MILK MANGOS*+ MONSTER MARINARA*	MILK GREEN SALAD MIX w/shredded carrots* SWEET POTATO FRIES CRABBY PATTY BURGER**
Serve 2 of the 5 Milk - 1/2 c Vegetable - 1/2 c Fruit - 1/2 c Grain -1/2 oz eq. Meat/ma - 1/2 oz	PM SNACK	BUG BITES GRAHAM CRACKERS** YOGURT GO-GURT** WATER	PEACHES RICE CAKE WATER	WW TOAST SUNBUTTER WATER	WG CHEEZ-IT CRACKERS** CHEESE WATER	HERRY'S BLUEBERRY LEMON PARFAIT*+ WATER

EXAMPLE OF SEASONAL FRESH FRUIT : Berries, Melon, Apple, Banana, Peach, Pineapple, Orange, Nectarine, Mangos, Kiwi, or Plum

The Milk we serve is 1/2 pint of 1% Unflavored, white.

** CN Product

Milk is served with Breakfast and Lunch. (Lactose free milk is served for children with milk allergies that have a Doctor statement)

*** We serve 1/2 cup water with our pm snacks

Community Services Head Start 2023/2024 Menu

Cycle Four

+ MEANS A GOOD SOURCE OF VITAMIN A

* MEANS A GOOD SOURCE OF VITAMIN C



The quantities of food specified are the minimum serving size for children ages 3-5 based on the Child and Adult Food Program

Component size		MONDAY	TUESDAY	WEDNESDAY	THURSDAY	FRIDAY
Milk - 3/4 c / 1/2 pt. Fruit/vegetable - 1/2 c Grain - 1/2 oz. eq. Meat/ma - maybe served 3 times a week in place of grain	BREAKFAST	MILK MIXED FRUIT MINI BAGEL**	MILK MANDARIN ORANGE 1/2 CINNAMON TOAST BOILED EGG	MILK BERRY BANANA SPLIT*+	MILK FRESH FRUIT* WG CEREAL	MILK BERRY*+ WW PANCAKE**
Milk - 3/4 c or 1/2 pt. Vegetable - 1/4 c Fruit - 1/4 c Grain - 1/2 oz eq. Meat/ma - 1 1/2 oz eq.	LUNCH	MILK BROCCOLLI SALAD*+ ORANGE SMILES* CHICKEN SALAD IN A POCKET	MILK PINTO BEANS COLESLAW*+ CORNBREAD FISH**	MILK FRESH FRUIT SALAD* CHICKEN RAMEN*	MILK MEXICAN CORN GREEN SALAD MIX w/diced tomatoes*+ BEAN & CHEESE BURRITO**	MILK GREEN BEANS BROWN RICE PINEAPPLE CHICKEN*
Serve 2 of the 5 Milk - 1/2 c Vegetable - 1/2 c Fruit - 1/2 c Grain -1/2 oz eq. Meat/ma - 1/2 oz	PM SNACK	WHEAT THIN CRACKERS** CHEESE WATER	1/2 SUNBUTTER SANDWICH WATER	FRUIT-ASTIC SALSA*+ TORTILLA CHIPS WATER	TROPICAL SMOOTHIE*+ GRAHAM CRACKER WATER	WG GOLDFISH PRETZEL CRACKERS** CHEESE WATER

EXAMPLE OF SEASONAL FRESH FRUIT : Berries, Melon, Apple, Banana, Peach, Pineapple, Orange, Nectarine, Mangos, Kiwi, or Plum

The Milk we serve is 1/2 pint of 1% Unflavored, white.

** CN Product

Milk is served with Breakfast and Lunch. (Lactose free milk is served for children with milk allergies that have a Doctor statement)

*** We serve 1/2 cup water with our pm snacks

Community Services Head Start 2023/2024 Menu

Cycle Five

+ MEANS A GOOD SOURCE OF VITAMIN A

* MEANS A GOOD SOURCE OF VITAMIN C



The quantities of food specified are the minimum serving size for children ages 3-5 based on the Child and Adult Food Program

Component size		MONDAY	TUESDAY	WEDNESDAY	THURSDAY	FRIDAY
Milk - 3/4 c / 1/2 pt. Fruit/vegetable - 1/2 c Grain - 1/2 oz. eq. Meat/ma - maybe served 3 times a week in place of grain	BREAKFAST	MILK ROSIE PEARS SAUSAGE BISCUIT	MILK PEACHES CINNAMON TOAST	MILK BANANA WG CEREAL	MILK ROSIE APRICOTS*+ GOLDEN PORRIDGE	MILK APPLESAUCE MINI CINNAMON ROLL**
Milk - 3/4 c or 1/2 pt. Vegetable - 1/4 c Fruit - 1/4 c Grain - 1/2 oz eq. Meat/ma - 1 1/2 oz eq.	LUNCH	MILK BERRIES*+ ROLY POLY ROLL-UP +	MILK GREEN BEANS MANGO*+ BURGER WONDERLAND*+	MILK TROPICAL FRUIT*+ PITA BREAD CHIX MIX	MILK APPLE SMILES* SWEET POTATO FRIES SLOPPY JOE	MILK BROCCOLI SALAD*+ MIXED FRUIT CHEESE RAVIOLI**
Serve 2 of the 5 Milk - 1/2 c Vegetable - 1/2 c Fruit - 1/2 c Grain -1/2 oz eq. Meat/ma - 1/2 oz	PM SNACK	APPLESAUCE BUG BITES GRAHAM CRACKERS** WATER	PINEAPPLE* YOGURT GO-GURT WATER	HERRY'S BLUEBERRY LEMON PARFAIT*+ WATER	WG CHEEZ-IT CRACKER** CHEESE STICK WATER	1/2 SUNBUTTER SANDWICH WATER

EXAMPLE OF SEASONAL FRESH FRUIT : Berries, Melon, Apple, Banana, Peach, Pineapple, Orange, Nectarine, Mangos, Kiwi, or Plum

The Milk we serve is 1/2 pint of 1% Unflavored, white.

** CN Product

Milk is served with Breakfast and Lunch. (Lactose free milk is served for children with milk allergies that have a Doctor statement)

*** We serve 1/2 cup water with our pm snacks

Community Services Head Start 2023/2024 Menu

Cycle Six

+ MEANS A GOOD SOURCE OF VITAMIN A

* MEANS A GOOD SOURCE OF VITAMIN C



The quantities of food specified are the minimum serving size for children ages 3-5 based on the Child and Adult Food Program

Component size		MONDAY	TUESDAY	WEDNESDAY	THURSDAY	FRIDAY
Milk - 3/4 c / 1/2 pt. Fruit/vegetable - 1/2 c Grain - 1/2 oz. eq. Meat/ma - maybe served 3 times a week in place of grain	BREAKFAST	MILK PINEAPPLE BERRY MIX*+ WW PANCAKE**	MILK PEACHES WW TOAST w/jelly	MILK ROSIE APPLESAUCE SAUSAGE BISCUIT	MILK BANANA WG CEREAL	MILK MANDARIN ORANGES WW BISCUIT w/jelly
Milk - 3/4 c or 1/2 pt. Vegetable - 1/4 c Fruit - 1/4 c Grain - 1/2 oz eq. Meat/ma - 1 1/2 oz eq.	LUNCH	MILK GREEN BEANS ORANGE SMILES* CORNBREAD SALISBURY STEAK	MILK CUCUMBER, TOMATO & BELL PEPPER MIX*+ PEARS CHICKEN SLIDDER	MILK APRICOTS*+ BEAN TOSTADA+	MILK BROCCOLI*+ APPLE SMILES* CHICKEN & WAFFLE	MILK GREEN SALAD MIX* MANGO*+ PEPPERONI PIZZA**
Serve 2 of the 5 Milk - 1/2 c Vegetable - 1/2 c Fruit - 1/2 c Grain -1/2 oz eq. Meat/ma - 1/2 oz	PM SNACK	WG GOLDFISH PRETZEL CRACKERS** CHEESE WATER	FRESH FRUIT SALAD* YOGURT DIP WATER	FRESH VEGETABLES* SUNBUTTER WATER	CHEESE TOAST WATER	MIXED FRUIT GRAHAM CRACKERS WATER

EXAMPLE OF SEASONAL FRESH FRUIT : Berries, Melon, Apple, Banana, Peach, Pineapple, Orange, Nectarine, Mangos, Kiwi, or Plum

The Milk we serve is 1/2 pint of 1% Unflavored, white.

** CN Product

Milk is served with Breakfast and Lunch. (Lactose free milk is served for children with milk allergies that have a Doctor statement)

*** We serve 1/2 cup water with our pm snacks



Community Services

Early Head Start 2023/2024 Menu



Cycle One

+ MEANS A GOOD SOURCE OF VITAMIN A

* MEANS A GOOD SOURCE OF VITAMIN C

The quantities of food specified are the minimum serving size for children ages 12 months - 36 months based on the Child and Adult Care Food Program

Component size		MONDAY	TUESDAY	WEDNESDAY	THURSDAY	FRIDAY
Milk - 1/2 c Fruit/vegetable - 1/4c Grain- 1/2 oz. eq. Meat/ma- may be served 3 times a week in place of grain	BREAKFAST	MILK CINNAMON PEARS 1/2 SAUSAGE BISCUIT **	MILK BANANA GOLDEN PORRIDGE	MILK FRESH FRUIT* WG CEREAL	MILK BERRY PINEAPPLE MIX **+ WW TOAST	MILK PEACHES MINI BAGEL**
Milk - 1/2c Vegetable- 1/8 c Fruit- 1/8 c Grain- 1/2 oz eq. Meat/ma - 1 oz eq.	LUNCH	MILK TROPICAL FRUIT*+ WW ROLL CHIX MIX	MILK PEAS & CARROTS*+ SWEET POTATO FRIES MINI SLOPPY JOE	MILK SPINACH SALAD MIX w/diced tomatoes*+ BROWN RICE PINEAPPLE CHICKEN*	MILK GREEN BEANS ORANGE SMILES* BURGER WONDERLAND*+	MILK PINTO BEANS COLESLAW*+ CORNBREAD FISH**
Serve 2 of the 5 Milk - 1/2 c Vegetable - 1/2 c Fruit - 1/2 c Grain -1/2 oz eq. Meat/ma - 1/2 oz	PM SNACK	MANDARIN ORANGES* GRAHAM CRACKERS WATER	WHEAT THIN CRACKERS** CHEESE SLICE WATER	CUCUMBER SLICES YOGURT DIP WATER	CHEESE TOAST WATER	RICE CAKE SUNBUTTER WATER

Milk is served with Breakfast and Lunch. (Lactose free milk is served for children with lactose intolerance that have a Doctor's statement)

The Milk we serve is whole unflavored to 1-2 years of age: 2-3 years of age we serve 1% unflavored milk.

** CN Product

Example of Seasonal Fresh Fruit: Berries, Melon, Apple, Banana, Peach, Pineapple, Orange, Nectarine, Mango, Kiwi, or Plum

*** We serve 1/2 cup water with our pm snacks



Community Services

Early Head Start 2023/2024 Menu

Cycle Two



+ MEANS A GOOD SOURCE OF VITAMIN A
* MEANS A GOOD SOURCE OF VITAMIN C

The quantities of food specified are the minimum serving size for children ages 12 months - 36 months based on the Child and Adult Care Food Program

Component size	MONDAY	TUESDAY	WEDNESDAY	THURSDAY	FRIDAY
Milk - 1/2 c Fruit/vegetable - 1/ 4c Grain - 1/2 oz. eq. Meat/ma - may be served 3 times a week in place of grain	BREAKFAST MILK MIXED FRUIT WW BISCUIT w/jelly	MILK BERRY BANANA SPLIT*+	MILK APRICOTS*+ 1/2 CINNAMON TOAST	MILK FRESH FRUIT WG CEREAL	MILK APPLESAUCE MINI CINNAMON ROLL**
Milk - 1/2c Vegetable - 1/8 c Fruit - 1/8 c Grain - 1/2 oz eq. Meat/ma - 1 oz eq.	LUNCH MILK COLESLAW*+ SWEET POTATO FRIES CHOPPED BBQ CHICKEN SLIDDER	MILK APPLE SMILES* BEAN TOSTADA+	MILK GREEN BEANS CORNBREAD KICKIN' CHICKEN*+	MILK PEAS & CARROTS*+ ROSIE PEARS WW ROLL SALISBURY STEAK	MILK SPINACH MIX SALAD w/diced tomatoes*+ ORANGE SMILES* BEEF & CHEESE NACHOS
Serve 2 of the 5 Milk - 1/2 c Vegetable - 1/2 c Fruit - 1/2 c Grain -1/2 oz eq. Meat/ma - 1/2 oz	PM SNACK WG GOLDFISH PRETZEL CRACKERS** YOGURT GO-GURT** WATER	CRACKERS BEAN DIP WATER	FRUIT-ASTIC SALSA*+ BUG BITE GRAHAM CRACKERS** WATER	TROPICAL SMOOTHIE* GRAHAM CRACKERS WATER	PEACHES 1/2 WW TOAST WATER

Milk is served with Breakfast and Lunch. (Lactose free milk is served for children with lactose intolerance that have a Doctor's statement)

The Milk we serve is whole unflavored to 1-2 years of age: 2-3 years of age we serve 1% unflavored milk.

** CN Product

Example of Seasonal Fresh Fruit: Berries, Melon, Apple, Banana, Peach, Pineapple, Orange, Nectarine, Mango, Kiwi, or Plum

*** We serve 1/2 cup water with our pm snacks



Community Services

Early Head Start 2023/2024 Menu

Cycle Three



+ MEANS A GOOD SOURCE OF VITAMIN A
* MEANS A GOOD SOURCE OF VITAMIN C

The quantities of food specified are the minimum serving size for children ages 12 months - 36 months based on the Child and Adult Care Food Program

Component size	MONDAY	TUESDAY	WEDNESDAY	THURSDAY	FRIDAY
BREAKFAST Milk - 1/2 c Fruit/vegetable - 1/4 c Grain- 1/2 oz. eq. Meat/ma- may be served 3 times a week in place of grain	MILK BANANA WG CEREAL	MILK APRICOTS*+ WW PANCAKE**	MILK TROPICAL FRUIT*+ GOLDEN PORRIDGE	MILK CINNAMON PEARS 1/2 SAUSAGE BISCUIT**	MILK MIXED BERRIES*+ RICE CAKE
LUNCH Milk - 1/2c Vegetable- 1/8 c Fruit- 1/8 c Grain- 1/2 oz eq. Meat/ma - 1 oz eq.	MILK BROCCOLI*+ MIXED FRUIT CHEESE RAVIOLI**	MILK CARROTS* APPLE SMILES* CHICKEN & WAFFLE	MILK SPINACH SALAD MIX w/diced tomatoes*+ MANDARIN ORANGES* PEPPERONI PIZZA**	MILK MANGOS*+ MONSTER MARINARA*	MILK GREEN SALAD MIX w/shredded carrots* SWEET POTATO FRIES CRABBY PATTY BURGER**
PM SNACK Serve 2 of the 5 Milk - 1/2 c Vegetable - 1/2 c Fruit - 1/2 c Grain -1/2 oz eq. Meat/ma - 1/2 oz	BUG BITES GRAHAM CRACKERS** YOGURT GO-GURT** WATER	PEACHES RICE CAKE WATER	GRAHAM CRACKERS SUNBUTTER WATER	WG CHEEZ-IT CRACKERS** CHEESE SLICE WATER	HERRY'S BLUEBERRY LEMON PARFAIT*+ WATER

Milk is served with Breakfast and Lunch. (Lactose free milk is served for children with lactose intolerance that have a Doctor's statement)

The Milk we serve is whole unflavored to 1-2 years of age: 2-3 years of age we serve 1% unflavored milk.

** CN Product

Example of Seasonal Fresh Fruit: Berries, Melon, Apple, Banana, Peach, Pineapple, Orange, Nectarine, Mango, Kiwi, or Plum

*** We serve 1/2 cup water with our pm snacks



Community Services

Early Head Start 2023/2024 Menu

Cycle Four



+ MEANS A GOOD SOURCE OF VITAMIN A

* MEANS A GOOD SOURCE OF VITAMIN C

The quantities of food specified are the minimum serving size for children ages 12 months - 36 months based on the Child and Adult Care Food Program

Component size	MONDAY	TUESDAY	WEDNESDAY	THURSDAY	FRIDAY
Milk - 1/2 c Fruit/vegetable - 1/ 4c Grain - 1/2 oz. eq. Meat/ma - may be served 3 times a week in place of grain	BREAKFAST MILK MIXED FRUIT MINI BAGEL**	BREAKFAST MILK MANDARIN ORANGE 1/2 CINNAMON TOAST 1/2 BOILED EGG	BREAKFAST MILK BERRY BANANA SPLIT*+	BREAKFAST MILK FRESH FRUIT* WG CEREAL	BREAKFAST MILK BERRY*+ WW PANCAKE**
Milk - 1/2c Vegetable - 1/8 c Fruit - 1/8 c Grain - 1/2 oz eq. Meat/ma - 1 oz eq.	LUNCH MILK BROCCOLLI SALAD*+ ORANGE SMILES* MINI CHICKEN SALAD SANDWICH	LUNCH MILK PINTO BEANS COLESLAW*+ CORNBREAD FISH**	LUNCH MILK FRESH FRUIT SALAD* CHICKEN RAMEN*	LUNCH MILK MEXICAN CORN GREEN SALAD MIX w/diced tomatoes*+ CHEESE QUESADILLA	LUNCH MILK GREEN BEANS BROWN RICE PINEAPPLE CHICKEN*
Serve 2 of the 5 Milk - 1/2 c Vegetable - 1/2 c Fruit - 1/2 c Grain -1/2 oz eq. Meat/ma - 1/2 oz	PM SNACK WHEAT THIN CRACKERS** YOGURT GO-GURT** WATER	PM SNACK 1/2 SUNBUTTER SANDWICH WATER	PM SNACK FRUIT-ASTIC SALSA*+ TORTILLA CHIPS WATER	PM SNACK TROPICAL SMOOTHIE*+ GRAHAM CRACKER WATER	PM SNACK WG GOLDFISH PRETZEL CRACKERS** CHEESE WATER

Milk is served with Breakfast and Lunch. (Lactose free milk is served for children with lactose intolerance that have a Doctor's statement)

The Milk we serve is whole unflavored to 1-2 years of age: 2-3 years of age we serve 1% unflavored milk.

** CN Product

Example of Seasonal Fresh Fruit: Berries, Melon, Apple, Banana, Peach, Pineapple, Orange, Nectarine, Mango, Kiwi, or Plum

***** We serve 1/2 cup water with our pm snacks**



Community Services

Early Head Start 2023/2024 Menu

Cycle Five



+ MEANS A GOOD SOURCE OF VITAMIN A
* MEANS A GOOD SOURCE OF VITAMIN C

The quantities of food specified are the minimum serving size for children ages 12 months - 36 months based on the Child and Adult Care Food Program

Component size	MONDAY	TUESDAY	WEDNESDAY	THURSDAY	FRIDAY
BREAKFAST Milk - 1/2 c Fruit/vegetable - 1/4 c Grain- 1/2 oz. eq. Meat/ma- may be served 3 times a week in place of grain	MILK ROSIE PEARS 1/2 SAUSAGE BISCUIT	MILK PEACHES 1/2 CINNAMON TOAST	MILK BANANA WG CEREAL	MILK ROSIE APRICOTS*+ GOLDEN PORRIDGE	MILK APPLESAUCE MINI CINNAMON ROLL**
LUNCH Milk - 1/2c Vegetable- 1/8 c Fruit- 1/8 c Grain- 1/2 oz eq. Meat/ma - 1 oz eq.	MILK BERRIES*+ ROLY POLY ROLL-UP +	MILK GREEN BEANS MANGO*+ BURGER WONDERLAND*+	MILK TROPICAL FRUIT*+ 1/2 WW BREAD CHIX MIX	MILK APPLE SMILES* SWEET POTATO FRIES MINI SLOPPY JOE	MILK BROCCOLI SALAD*+ MIXED FRUIT CHEESE RAVIOLI**
PM SNACK Serve 2 of the 5 Milk - 1/2 c Vegetable - 1/2 c Fruit - 1/2 c Grain -1/2 oz eq. Meat/ma - 1/2 oz	APPLESAUCE BUG BITES GRAHAM CRACKERS** WATER	PINEAPPLE* YOGURT GO-GURT WATER	HERRY'S BLUEBERRY LEMON PARFAIT*+ WATER	WG CHEEZ-IT CRACKER** CHEESE STICK WATER	GRAHAM CRACKERS SUNBUTTER WATER

Milk is served with Breakfast and Lunch. (Lactose free milk is served for children with lactose intolerance that have a Doctor's statement)

The Milk we serve is whole unflavored to 1-2 years of age: 2-3 years of age we serve 1% unflavored milk.

** CN Product

Example of Seasonal Fresh Fruit: Berries, Melon, Apple, Banana, Peach, Pineapple, Orange, Nectarine, Mango, Kiwi, or Plum

*** We serve 1/2 cup water with our pm snacks



Community Services

Early Head Start 2023/2024 Menu

Cycle Six



+ MEANS A GOOD SOURCE OF VITAMIN A
* MEANS A GOOD SOURCE OF VITAMIN C

The quantities of food specified are the minimum serving size for children ages 12 months - 36 months based on the Child and Adult Care Food Program

Component size	MONDAY	TUESDAY	WEDNESDAY	THURSDAY	FRIDAY
BREAKFAST Milk - 1/2 c Fruit/vegetable - 1/4c Grain- 1/2 oz. eq. Meat/ma- may be served 3 times a week in place of grain	MILK PINEAPPLE BERRY MIX*+ WW PANCAKE**	MILK PEACHES 1/2 WW TOAST w/jelly	MILK ROSIE APPLESAUCE 1/2 SAUSAGE BISCUIT	MILK BANANA WG CEREAL	MILK MANDARIN ORANGES WW BISCUIT w/jelly
LUNCH Milk - 1/2c Vegetable- 1/8 c Fruit- 1/8 c Grain- 1/2 oz eq. Meat/ma - 1 oz eq.	MILK GREEN BEANS ORANGE SMILES* CORNBREAD SALISBURY STEAK	MILK CUCUMBER, TOMATO & BELL PEPPER MIX*+ PEARS CHICKEN SLIDDER	MILK APRICOTS*+ BEAN TOSTADA+	MILK BROCCOLI*+ APPLE SMILES* CHICKEN & WAFFLE	MILK GREEN SALAD MIX* MANGO*+ PEPPERONI PIZZA**
PM SNACK Serve 2 of the 5 Milk - 1/2 c Vegetable - 1/2 c Fruit - 1/2 c Grain -1/2 oz eq. Meat/ma - 1/2 oz	GRAHAM CRACKERS CHEESE SLICE WATER	FRESH FRUIT SALAD* YOGURT DIP WATER	DICED CUCUMBERS* YOGURT DIP WATER	CHEESE TOAST WATER	MIXED FRUIT GRAHAM CRACKERS WATER

Milk is served with Breakfast and Lunch. (Lactose free milk is served for children with lactose intolerance that have a Doctor's statement)

The Milk we serve is whole unflavored to 1-2 years of age: 2-3 years of age we serve 1% unflavored milk.

** CN Product

Example of Seasonal Fresh Fruit: Berries, Melon, Apple, Banana, Peach, Pineapple, Orange, Nectarine, Mango, Kiwi, or Plum

*** We serve 1/2 cup water with our pm snacks

Justification
Head Start/Early Head Start Continuation Grant
#06CH011282/05

Date	Description
5/23/2022	<p>CSNT Head Start is requesting approval to submit the Continuation Grant Application for Head Start/Early Head Start for a total of \$5,866,791.</p> <p>\$4,647,794 Program Expenditures \$ 45,638 Training and Technical Assistance <u>\$1,173,359 NFS</u> \$5,886,791 Total Budget Amount \$ 464,779 Indirect Cost Pool</p>

Budget Line Items by Program

Budget Category	Head Start Budget Amount	Early Head Start Budget Amount	Total Budget Amount
Personnel	\$2,189,913	\$146,274	\$2,336,186
Fringe	\$536,529	\$35,837	\$572,366
Travel (4120)	\$10,000	\$2,190	\$12,190
Equipment	\$48,000	\$0	\$48,000
Supplies	\$245,000	\$19,000	\$264,000
Contractual	\$291,066	\$0	\$291,066
Facilities/ Construction	\$0	\$0	\$0
Other (4120)	\$29,750	\$2,867	\$32,617
Other (4122)	\$640,353	\$31,043	\$671,396
Indirect Costs	\$438,985	\$25,795	\$464,780
	HS	EHS	TOTAL
Expenditures	\$4,389,845	\$257,949	\$4,647,794
Total (T&TA)	\$40,381	\$5,257	\$45,638
NFS	\$1,107,557	\$65,802	\$1,173,359
Total Budget	\$5,537,783	\$329,008	\$5,866,791

Approving purchase of (1) Van for IT – Administrative Office
Approving Agency Purchasing Agent

**Justification – No COLA/Quality
Head Start/Early Head Start Continuation Grant
#06CH011282/05**

Date	Description
5/23/2023	<p>CSNT Head Start is requesting approval to submit the Continuation Grant Application for Head Start/Early Head Start for a total of \$5,394,929.</p> <p>\$4,270,305 Program Expenditures \$ 45,638 Training and Technical Assistance <u>\$1,078,986 NFS</u> \$5,394,929 Total Budget Amount \$ 427,030 – Indirect Cost Pool</p>

Budget Line Items by Program

Budget Category	Head Start Budget Amount	Early Head Start Budget Amount	Total Budget Amount
Personnel	\$2,190,906	\$146,279	\$2,337,185
Fringe	\$536,272	\$35,838	\$572,610
Travel (4120)	\$10,000	\$2,190	\$12,190
Equipment	\$48,000	\$0	\$48,000
Supplies	\$160,000	\$11,000	\$171,627
Contractual	\$275,350	\$0	\$275,000
Facilities/ Construction	\$0	\$0	\$0
Other (4120)	\$29,750	\$2,867	\$32,617
Other (4122)	\$418,154	\$20,976	\$439,130
Indirect Costs	\$403,242	\$23,788	\$427,030
	HS	EHS	TOTAL
Expenditures	\$4,032,305	\$237,881	\$4,270,305
Total (T&TA)	\$40,381	\$5,257	\$45,638
NFS	\$1,018,201	\$60,785	\$1,078,986
Total Budget	\$5,091,006	\$303,923	\$5,394,929

*Approving purchase of (1) Van for IT – Administrative Office
Approving Agency Purchasing Agent*

Community Services of Northeast Texas

School Readiness Goals

2023 - 2024

Approaches to Learning

Goal: Children will demonstrate initiative and independence.

*Early Learning Outcomes Framework: Approaches to Learning Domain: Goal Infant/Toddler-ATL-6 thru Goal IT-ATL-9;
Goal Preschool-ATL-10 thru Goal P-ATL-13*

Texas Pre- Kindergarten Guidelines: Social and Emotional Domain: Goal I.A.4.

Objective: 90% of the children will meet or exceed expectations demonstrating an interest in various topics and activities.

Implementation Strategies

- Staff provides manipulatives, toys and other equipment and games that are of interest.
- Staff rotates materials often to create interest.
- Staff model deliberate, strategic engagement in activities.

Cognitive Mathematics Development

Goal: Children will know number names and the count sequence.

*Early Learning Outcomes Framework: Mathematics Development Domain: Goal Infant/Toddler-C-8 thru Goal IT-C-10;
Goal Preschool-Math-1 thru Goal P- Math-10*

Texas Pre- Kindergarten Guidelines: Mathematics Domain: Goal V.A.4. – Goal V.E.3.

Objective: 40% of Infants/Toddlers will meet or exceed expectations in naming numbers and sequence counting.
50% of the 3-year-old children will meet or exceed expectations in naming numbers and sequence counting.
60% of the 4-year-old children will meet or exceed expectations in naming numbers and sequence counting.

Implementation Strategies

Community Services of Northeast Texas

School Readiness Goals

2023 - 2024

- Staff will utilize a variety of materials for children to count.
- Staff model counting out loud by starting with 1 and counting throughout the day.
- Staff will look at individual child data to drive small group instruction and use CIRCLE activities for math concept skills.

Language and Literacy

Language Goal: Children will develop strong receptive and expressive language skills.

*Early Learning Outcomes Framework: Language and Communication Domain: Goal Infants/Toddlers-LC-7 thru IT-LC-8;
Goal Preschool-LC-7*

Texas Pre- Kindergarten Guidelines: Language and Communication Domain: Goal II.D.3.

Literacy Goal: Children will learn and demonstrate alphabet knowledge.

*Early Learning Outcomes Framework: Emergent Literacy Domain: Goal Infant/Toddlers-LC-13;
Literacy Domain Goal Preschool-Lit-3*

Texas Pre- Kindergarten Guidelines: Emerging Literacy/Reading Domain: Goal III.C.1.

Objective: 45% of the 3-year-old children will name 15 upper/13 lowercase and produce sounds associated with letters.
60% of the 4-year-old children will name 20 upper/17 lower case letters and produce sounds associated with letters.

Implementation Strategies

- Staff will look at individual child data to drive small group instruction and use CIRCLE activities for language and literacy.
- Staff utilizes the letter wall with advanced vocabulary for theme units.
- Staff give children opportunities to play with words and sounds in songs.

Community Services of Northeast Texas
School Readiness Goals
2023 - 2024

Perceptual, Motor, and Physical Development

Goal: Children will demonstrate control of large and small muscles for movement, coordination, and balance.

*Early Learning Outcomes Framework: Perceptual, Motor, and Physical Development Domain: Goal Infants/Toddlers-PMP 3;
Goal Preschool-PMP 1*

Texas Pre- Kindergarten Guidelines: Physical Development Domain: Goal IX.A.2.

Objective: *100% of Infants/Toddlers will coordinate movement and action with a purpose.*

100% of the 3-year-old children will meet or exceed expectations demonstrating control, movement, coordination, and balance of large and small muscles.

100% of the 4-year-old children will meet or exceed expectations demonstrating control, movement, coordination, and balance of large and small muscles.

Implementation Strategies

- Staff uses a variety of gross motor activities in the classroom.
- Staff will utilize *I Am Moving, I Am Learning*.
- Staff will spend time engaged in gross motor play in the classroom, gym and outdoors to gain gross motor manipulative skills.
- Staff will guide children on the process of how to open and close hands (e.g. by using clothes pins, stress balls and/or tongs leading to cutting with scissors).

Social and Emotional Development

Goal: Children will demonstrate interact with peers, cooperating and solving social problems.

Early Learning Outcomes Framework: Social and Emotional Development Domain: Goal Infants/Toddlers-SE-4

Goal Preschool-SE 3

Community Services of Northeast Texas

School Readiness Goals

2023 - 2024

Texas Pre- Kindergarten Guidelines: Social and Emotional Development Domain: Goal I.B 1.c

Objective: 70% of Infants/Toddlers will show increasing interest in interacting with other children.

80% of the 3-year-old children will meet or exceed expectations in demonstrating self- regulating skills with occasional reminders or assistance from the teacher.

90% of the 4-year-old children will meet or exceed expectations in demonstrating self- regulating skills with occasional reminders or assistance from the teacher.

Implementation Strategies

- Staff plans activities with the children that promote connection and self-control, including Conscious Discipline Strategies (Example: Feeling buddies, I Love You Rituals, Shubert Books).
- Staff establishes consistent and developmentally appropriate classroom routines and rules with children input.

Parent Goal

Goal: Families will work with child/children to complete weekly Home Activities.

Early Learning Outcomes Framework: Social and Emotional Development Domain: Goal Infants/Toddlers-SE-1;

Goal Preschool-SE 1

Texas Pre- Kindergarten Guidelines: Social and Emotional Development Domain: Goal I.C.3.

Objective: 80% of all parents will work with their child/children to complete Home Activities.

Implementation Strategies

- Staff will send Activities home on Tuesday and Thursday of each week.
- Parents will sign how many minutes spent with child.
- Parents will sign Home Activities Form indicating activity has been completed.

Parent, Family, and Community Engagement Framework School Readiness Goals 2023-2024

1. Goal: Parents will ensure that all children are healthy.

Objective: 85% of all students will complete health requirements.

Action Steps:

1. 85% compliance of all EPTSD physical requirements.
2. 92% Compliance on initial physicals.
3. 85% Compliance on all six month dentals.
4. 85% compliance on lead and hemoglobin.

2. Goal: Parents will increase family engagement skills.

Objective: 80% of Parents will participate in Family Engagement Activities.

Action Steps:

1. 40% Parent Meeting Attendance
2. 75% participation in Read Across America.
3. 80% Ready Rosie Parent Participation

3. Goal: Parents will be prepared for transition into Kindergarten.

Objective: 80% of parents will complete activities that will ensure their child is ready to transition to ISD campus.

Action Steps:

1. 85% parent participation in Home Visits and Parent Teacher Conferences.
2. 80% completion of home activities.
3. 80% participation at the end of the year transition meeting.

4. Goal: Parent and Staff will participate in Mental Wellness activities.

Objective: 85% of parents and staff will participate in mental wellness activities.

Action Steps:

1. 50% participation in quarterly staff wellness activity.
2. 80% of parents will receive a quarterly Health/Wellness Newsletter.



This data reflects demographic information on the students who participated in this assessment session.

Total Students Participating:	450
--------------------------------------	------------

Students Age

Three Year Old :	48%	Four Year Old:	52%
-------------------------	------------	-----------------------	------------

Race

White: 31%	Black/African American: 54%	Hispanic: 6%
Multiracial: 9%		Not Specified: 0%

Language*

English: 94%	Spanish 6%	Unknown: 0%
-------------------------------	-----------------------------	------------------------------

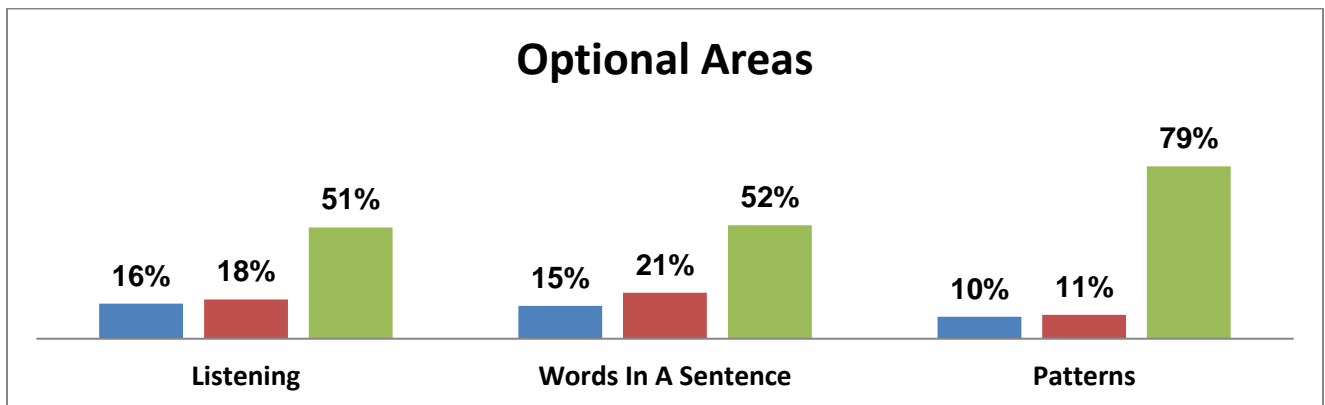
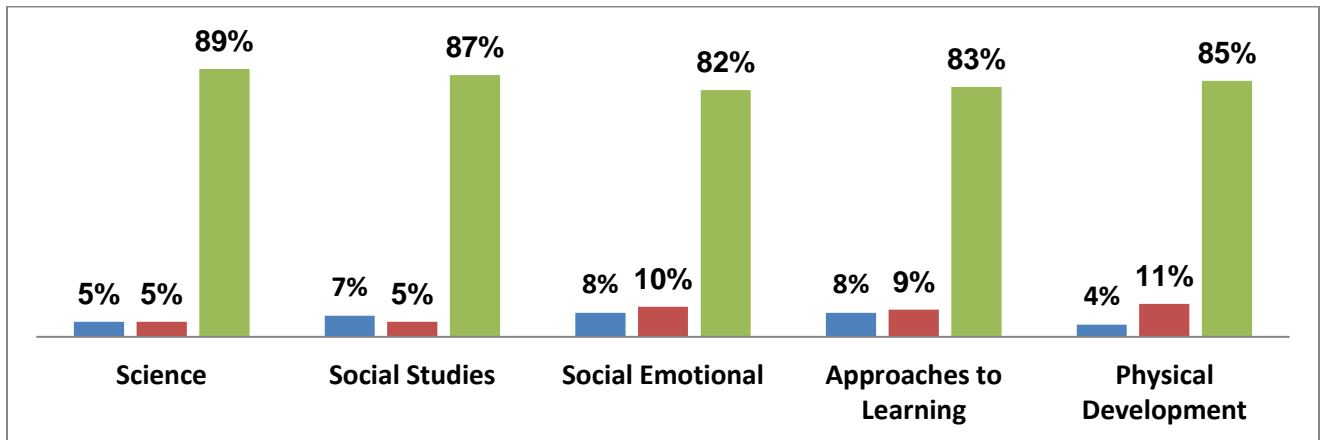
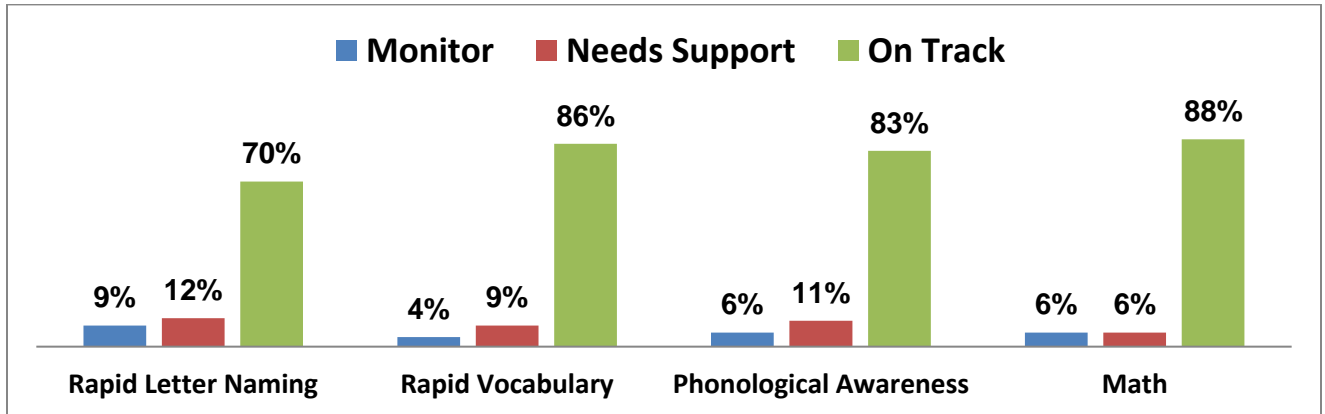
Disabilities

Yes:	12%	No:	88%
-------------	------------	------------	------------

CSNT Head Start

CIRCLE Assessment 2022-2023

Wave 3 Program Report



*Out of Range: The child is not within the specified age range or there is no established threshold at this time.

Percentage for the Out-of-Range areas is Rapid Letter naming 9%, Rapid Vocabulary 1%, Science 1%, Listening 15%, Words in a Sentence 12%, Social Studies 1%.

CSNT Head Start – CIRCLE Assessment

On-Track Comparison Data 2022-2023

	Wave 1	Wave 2	Wave 3
Rapid Letter Naming	33%	59%	70%
Rapid Vocabulary	70%	84%	86%
Phonological Awareness	79%	80%	83%
Math	87%	88%	88%
Science	90%	92%	89%
Social Studies	91%	87%	87%
Social Emotional	97%	86%	82%
Approaches to Learning	89%	84%	83%
Physical Development	91%	82%	85%
Listening	19%	36%	51%
Words In a Sentence	22%	38%	52%
Patterns	78%	80%	79%
Total Students Tested	449	441	450

Listening, Words in a Sentence and Patterns are Optional areas

CSNT Head Start – CIRCLE Assessment

Wave 3 Age Comparison Data 2022-2023

	3 Year Olds	4 Year Olds
Rapid Letter Naming	64%	76%
Rapid Vocabulary	92%	82%
Phonological Awareness	87%	78%
Math	87%	88%
Science	90%	90%
Social Studies	85%	88%
Social Emotional	82%	80%
Approaches to Learning	84%	82%
Physical Development	92%	79%
Listening & Words in a Sentence (Optional PA)	87%	85%
Patterns (Optional Math)	79%	79%
Total Students Tested	218	232

Percentage based on “On Target”

CSNT Head Start – CIRCLE Assessment

Wave 3 Race Comparison Data 2022-2023


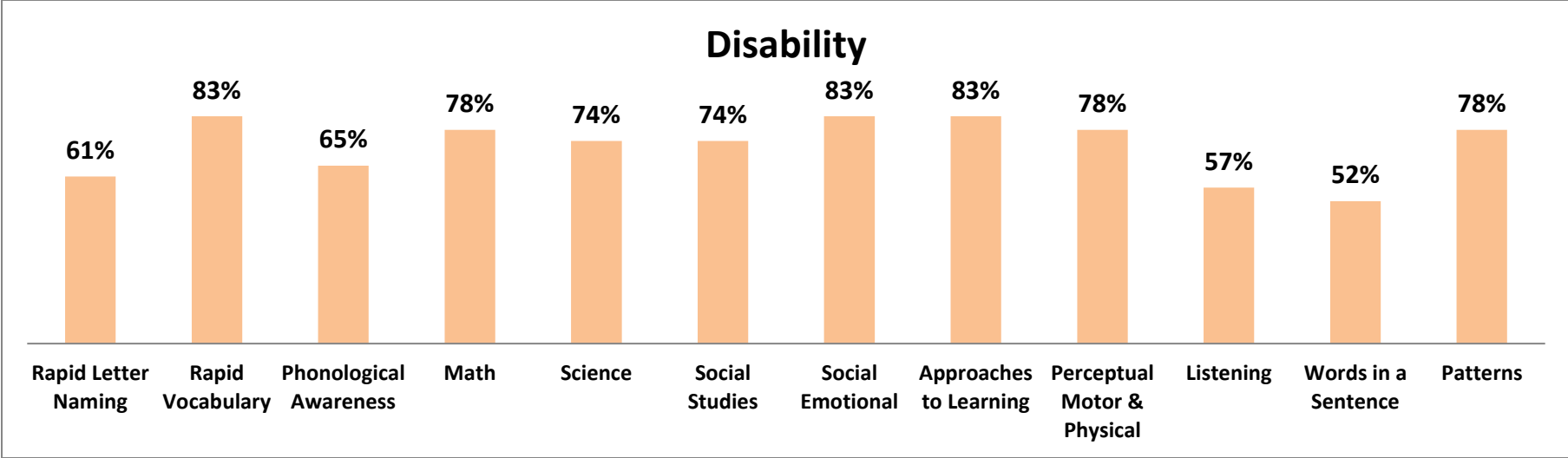
	White	Black / African American	Hispanic	Multiracial
Rapid Letter Naming	66%	73%	69%	67%
Rapid Vocabulary	90%	85%	78%	90%
Phonological Awareness	88%	79%	78%	90%
Math	86%	89%	86%	93%
Science	91%	88%	97%	93%
Social Studies	91%	84%	97%	83%
Social Emotional	85%	81%	86%	80%
Approaches to Learning	90%	83%	78%	76%
Physical Development	88%	86%	72%	88%
Listening	54%	49%	56%	62%
Words in a Sentence	53%	50%	50%	55%
Patterns	91%	70%	86%	80%
Total Students Tested	140	242	26	42

Percentage based on “On Target”

Listening, Words in a Sentence and Patterns are Optional areas.

CSNT Head Start – CIRCLE Assessment

Wave 3 2022-2023 (On Track)



Early Head Start CIRCLE Assessment 2022-2023 Wave 3



This data reflects demographic information on the students who participated in this assessment session.

Total Students Participating:	1 – Infants 12-18 Months
--------------------------------------	-------------------------------------

Gender

Male:	100%	Female:	0%
--------------	-------------	----------------	-----------

Race

White: 100%	Black/African American: 0%	Hispanic: 0%
Multiracial: 0%		Not Specified: 0%

Language

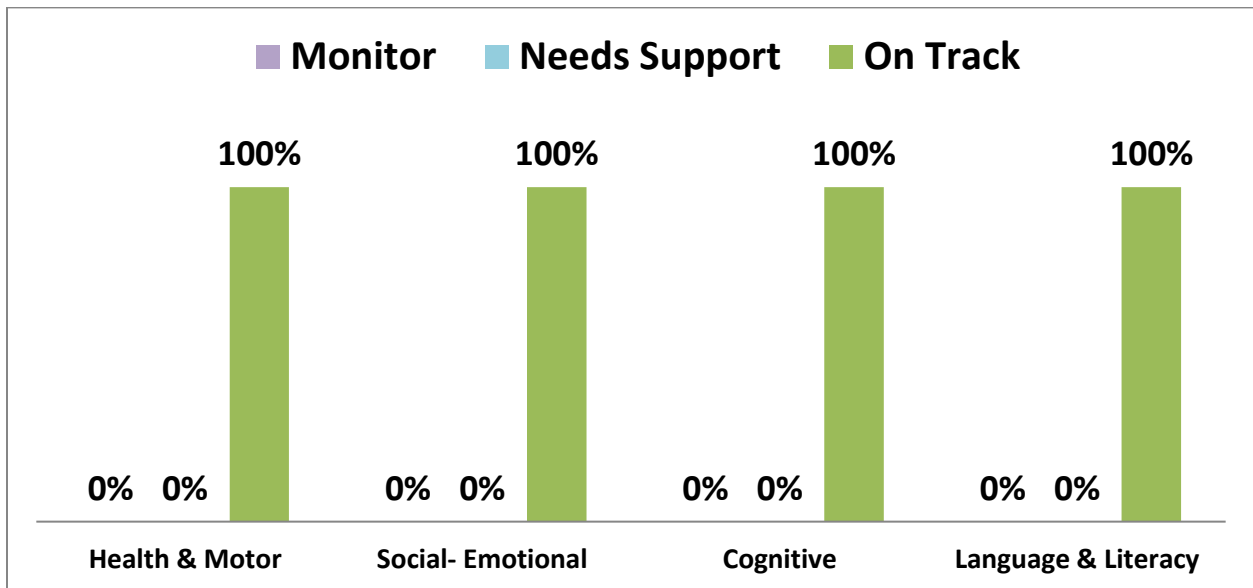
English: 100%	Spanish 0%	Unknown: 0%
--------------------------------	-----------------------------	------------------------------

Disabilities

Yes:	0%	No:	100%
-------------	-----------	------------	-------------

CSNT Early Head Start – CIRCLE Assessment 2022-2023

Wave 3 - Infants



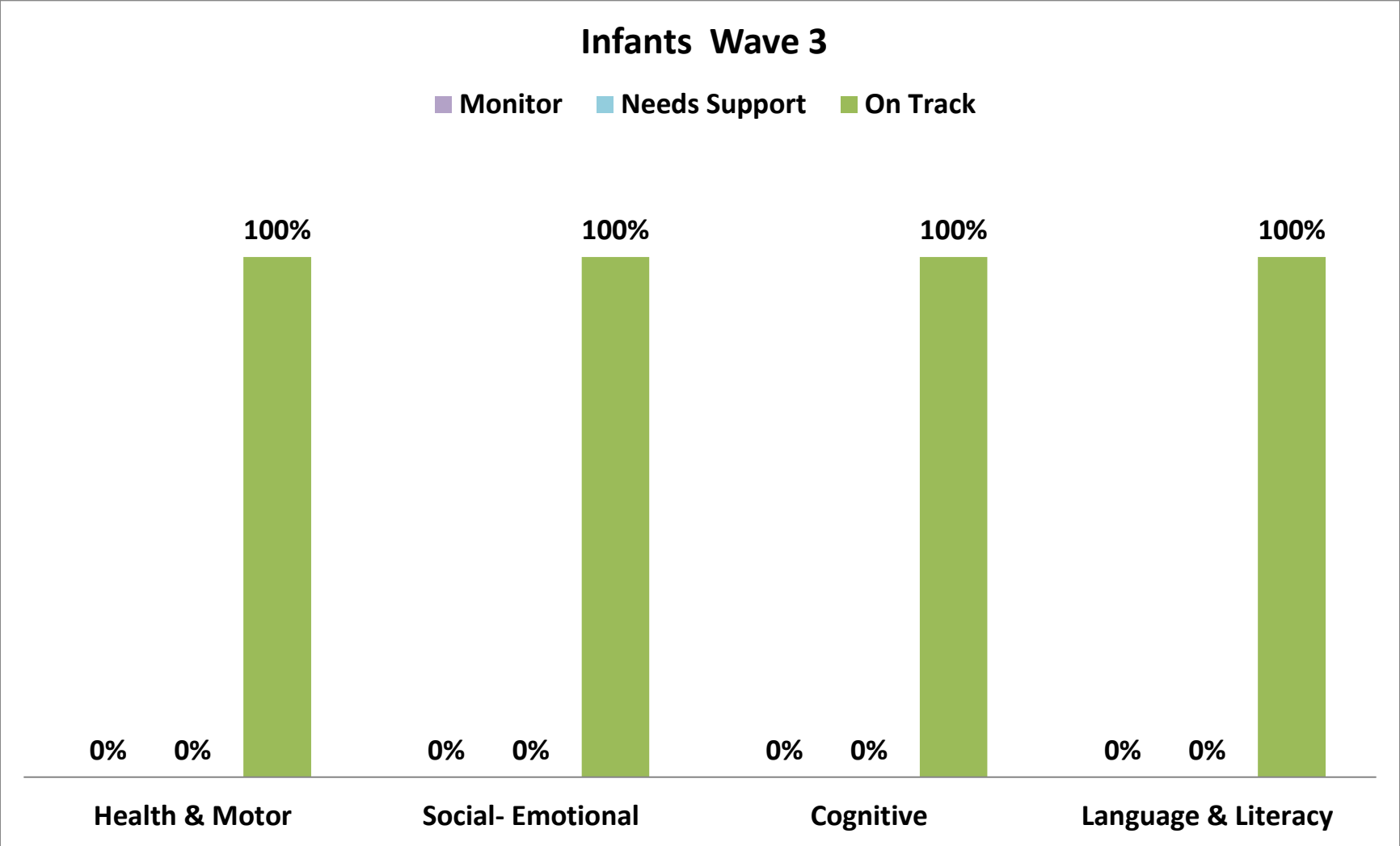
No Disability for Infants

No Dual Language Learners for Infants

Race	White	Black / African American	Hispanic	Multiracial
Health & Motor	100%	0%	0%	0%
Social - Emotional	100%	0%	0%	0%
Cognitive	100%	0%	0%	0%
Language & Literacy	100%	0%	0%	0%
Total Students Tested	1	0	0	0

Percentage based on “On Target” for Race

CSNT Early Head Start 2022-2023 – CIRCLE Assessment





This data reflects demographic information on the students who participated in this assessment session.

Total Students Participating:	1 – Toddlers 18-24 Months
--------------------------------------	--------------------------------------

Gender

Male:	0%	Female:	100%
--------------	-----------	----------------	-------------

Race

White: 0%	Black/African American: 0%	Hispanic: 0%
Multiracial: 100%		Not Specified: 0%

Language

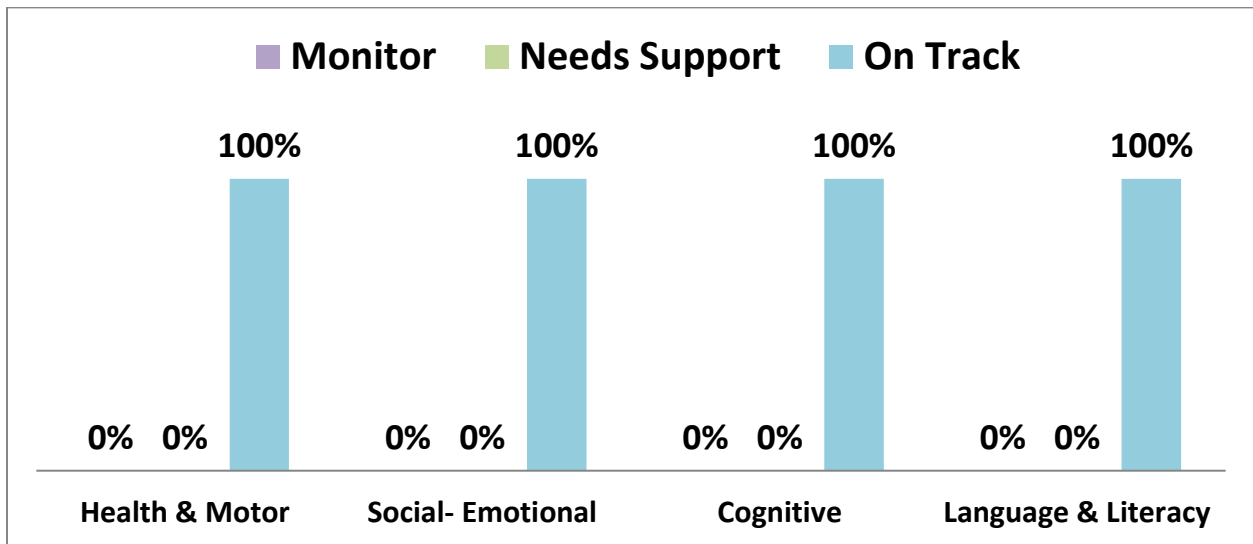
English: 100%	Spanish 0%	Unknown: 0%
--------------------------------	-----------------------------	------------------------------

Disabilities

Yes:	0%	No:	100%
-------------	-----------	------------	-------------

CSNT Early Head Start – CIRCLE Assessment 2022-2023

Wave 3 - Toddlers



No Disability for Toddlers

No Dual Language Learners Data for Toddlers

Race	White	Black / African American	Hispanic	Multiracial
Health & Motor	0%	0%	0%	100%
Social - Emotional	0%	0%	0%	100%
Cognitive	0%	0%	0%	100%
Language & Literacy	0%	0%	0%	100%
Total Students Tested	0	0	0	1

Percentage based on "On Target" for Race



This data reflects demographic information on the students who participated in this assessment session.

Total Students Participating:	9 – Toddlers 2-3 Years Old
--------------------------------------	---------------------------------------

Gender

Male:	78%	Female:	22%
--------------	------------	----------------	------------

Race

White: 22%	Black/African American: 56%	Hispanic: 22%
Multiracial: 0%		Not Specified: 0%

Language


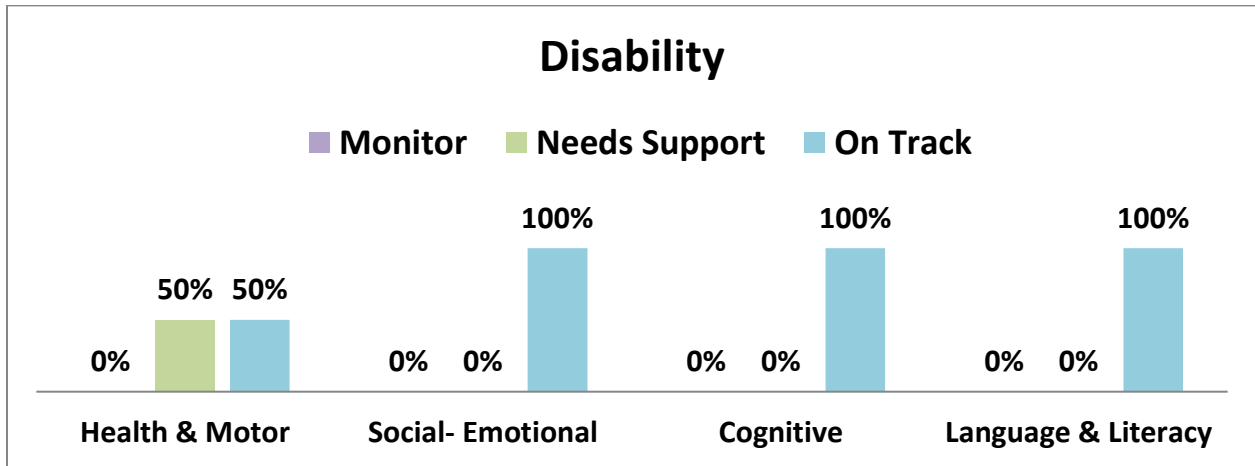
English: 89%	Spanish 11%	Unknown: 0%
-------------------------------	------------------------------	------------------------------

Disabilities

Yes: 22%	No: 78%
-----------------	----------------

CSNT Early Head Start – CIRCLE Assessment 2022-2023

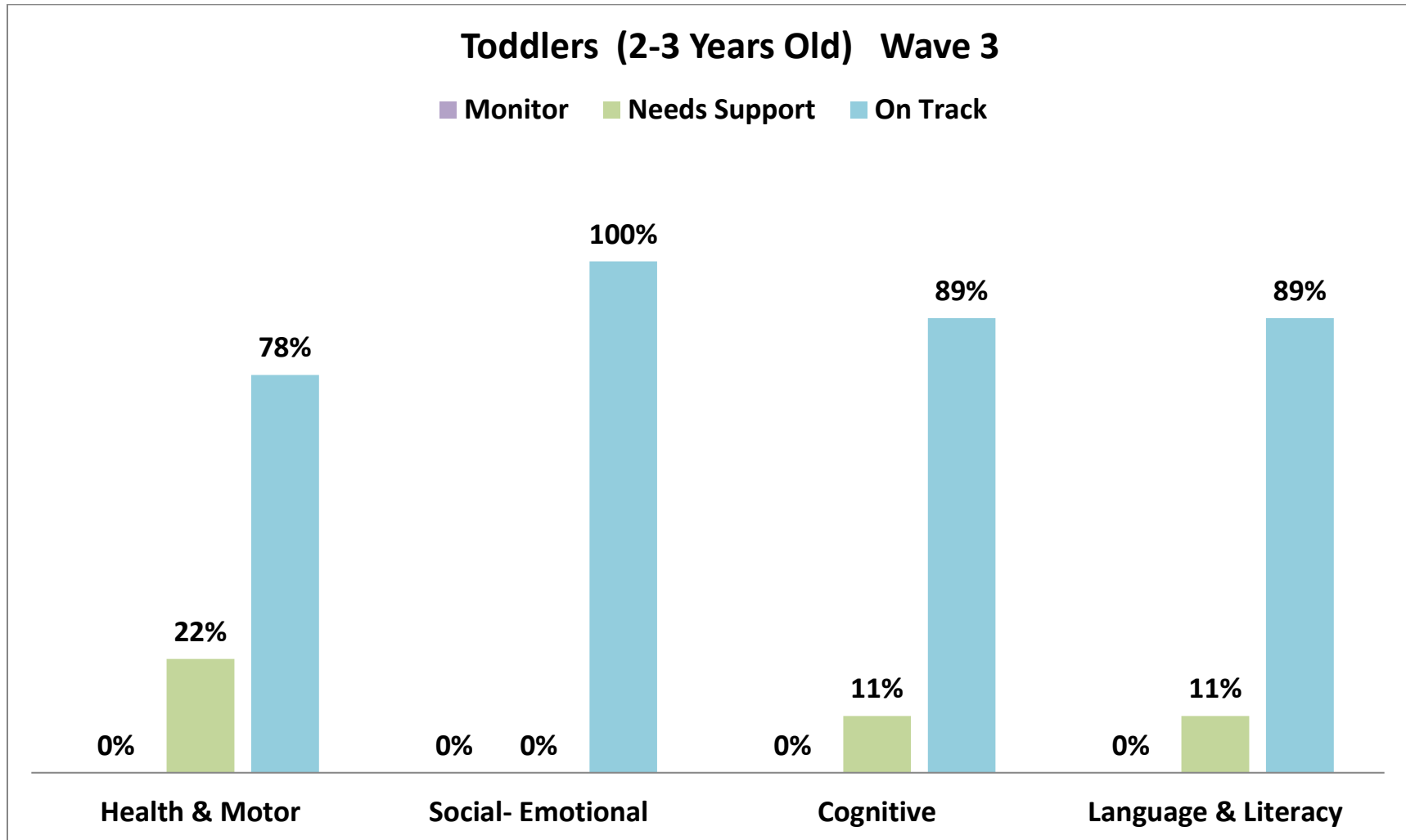
Wave 3 – Toddlers 2-3 years Old



Race	White	Black / African American	Hispanic	Multiracial
Health & Motor	100%	60%	100%	0%
Social - Emotional	100%	100%	100%	0%
Cognitive	100%	80%	100%	0%
Language & Literacy	100%	80%	100%	0%
Total Students Tested	2	5	2	0

Percentage based on “On Target”

CSNT Early Head Start 2022-2023 – CIRCLE Assessment





This data reflects demographic information on the students who participated in this assessment session.

Total Students Participating:	5– Pre-School Entry 3-4 Years
--------------------------------------	--

Gender

Male: 60%	Female: 40%
-------------------------	---------------------------

Race

White: 20%	Black/African American: 40%	Hispanic: 0%
Multiracial: 40%		Not Specified: 0%

Language

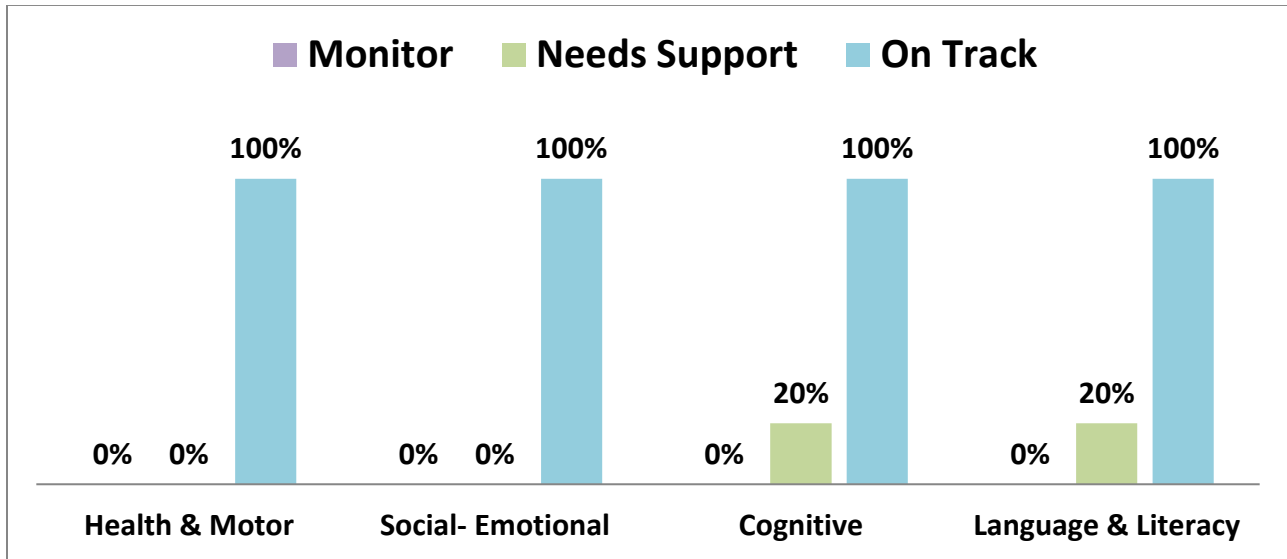
English: 100%	Spanish 0%	Unknown: 0%
--------------------------------	-----------------------------	------------------------------

Disabilities

Yes: 0%	No: 100%
-----------------------	------------------------

CSNT Early Head Start – CIRCLE Assessment 2022-2023

Wave 3 - Pre-School Entry



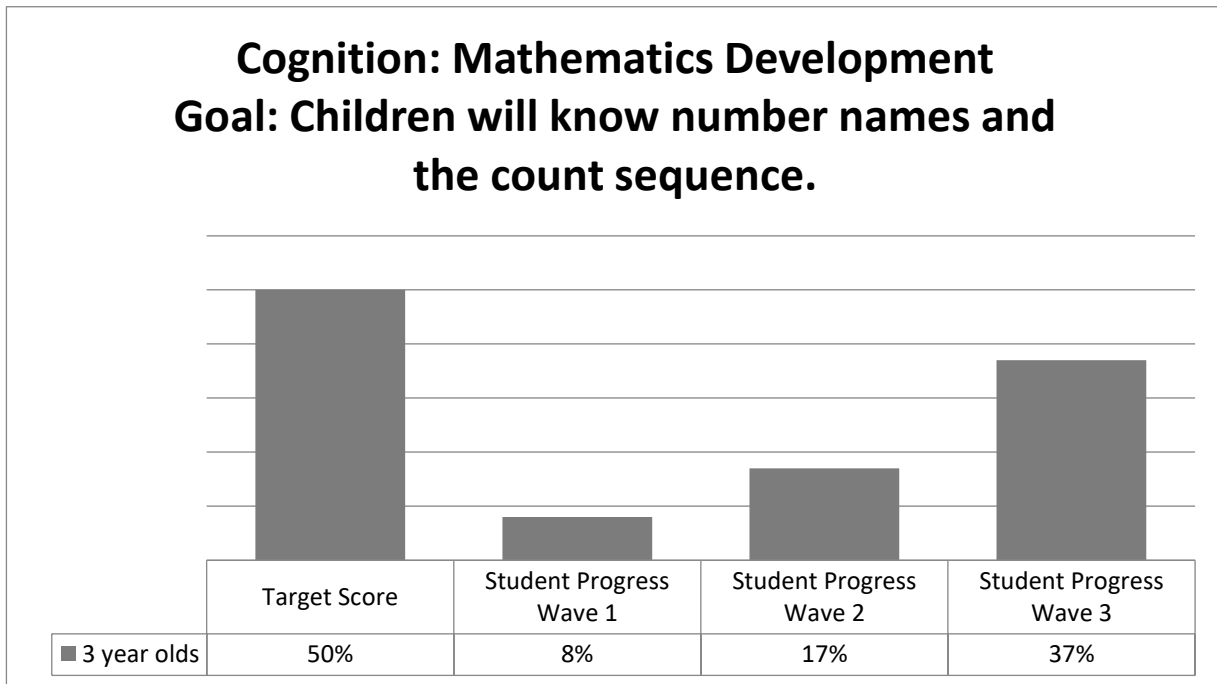
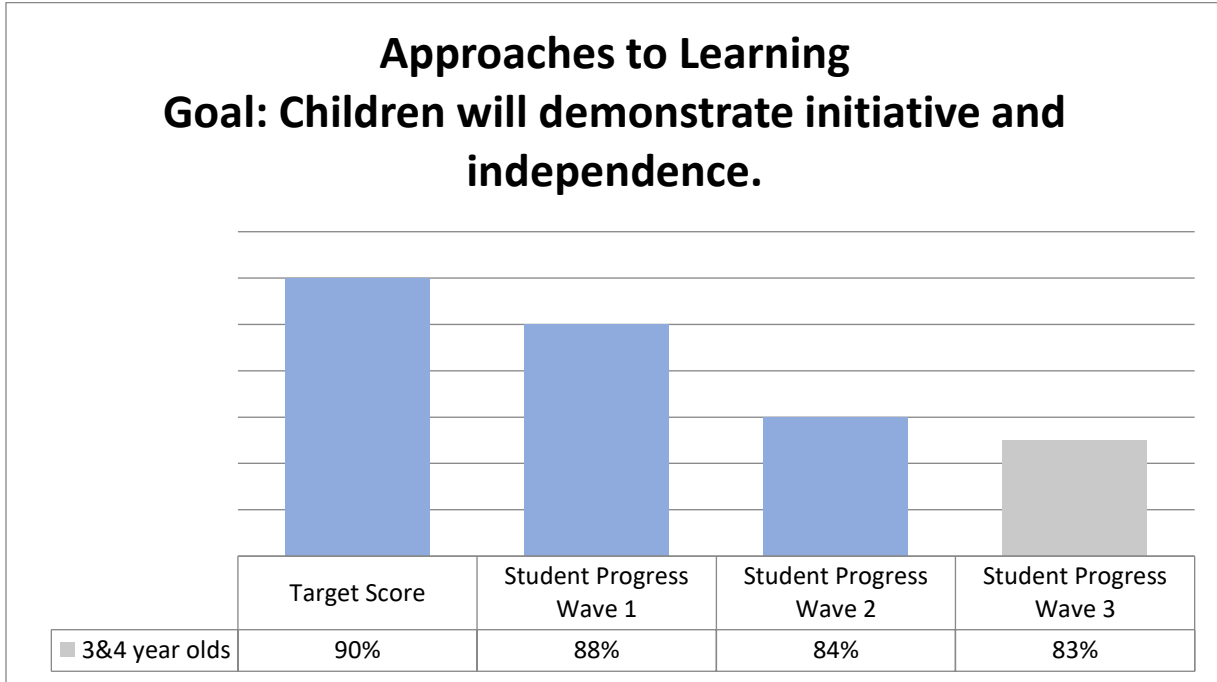
No Disability for Pre-School Entry

No Dual Language for Pre-School Entry

Race	White	Black / African American	Hispanic	Multiracial
Health & Motor	100%	100%	0%	100%
Social - Emotional	100%	100%	0%	100%
Cognitive	100%	50%	0%	100%
Language & Literacy	100%	50%	0%	100%
Total Students Tested	1	2	0	2


Percentage based on "On Target" for Race

CSNT Head Start
School Readiness Performance Data Report
Head Start
2022-2023



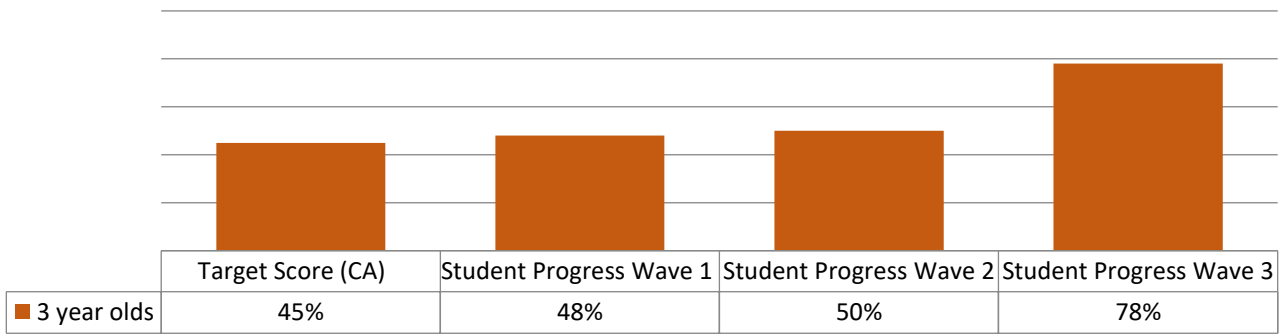
Percentages are based on actual data from Frog Street/Circle Assessment.

CSNT Head Start
School Readiness Performance Data Report
Head Start
2022-2023



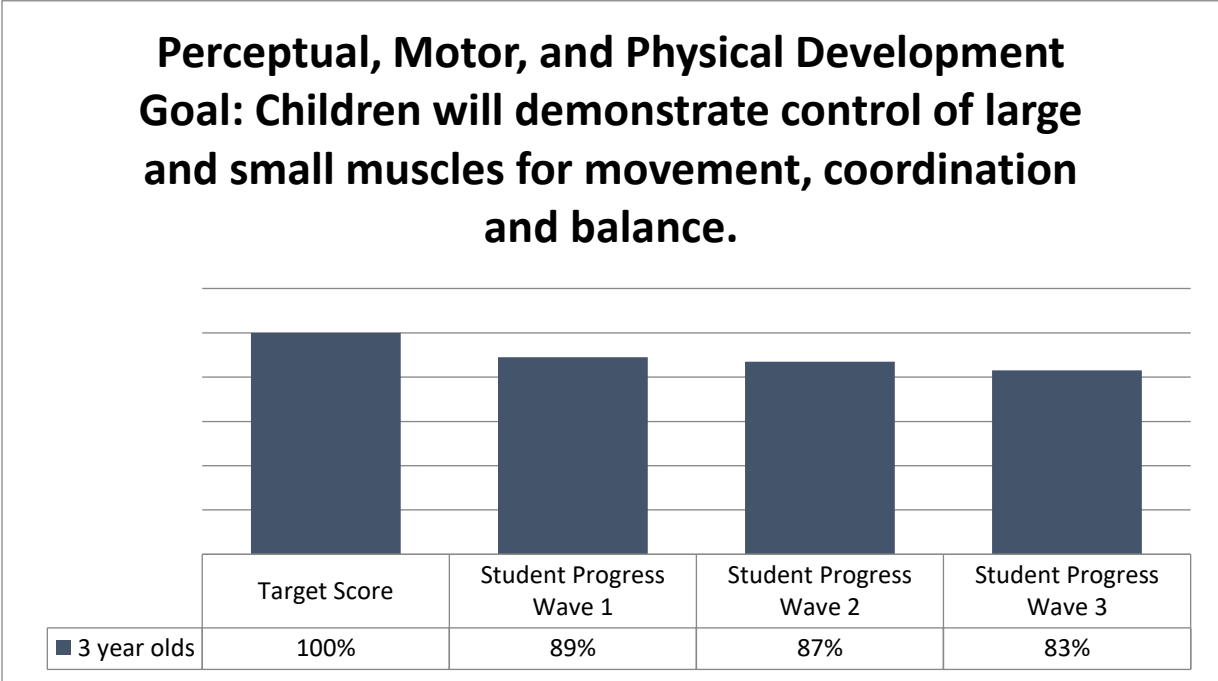
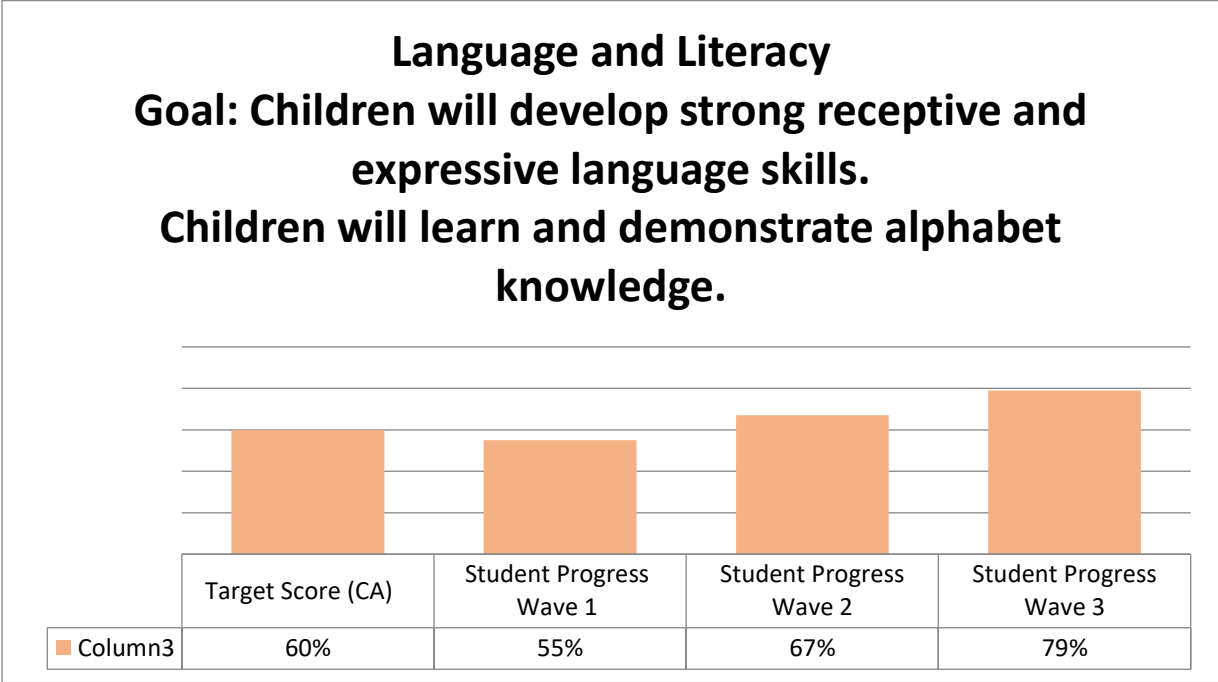
CSNT Head Start
School Readiness Performance Data Report
Head Start
2022-2023

Language and Literacy
Goal: Children will develop strong receptive and expressive language skills.
Children will learn and demonstrate alphabet knowledge....



Percentages are based on actual data from Frog Street/Circle Assessment.

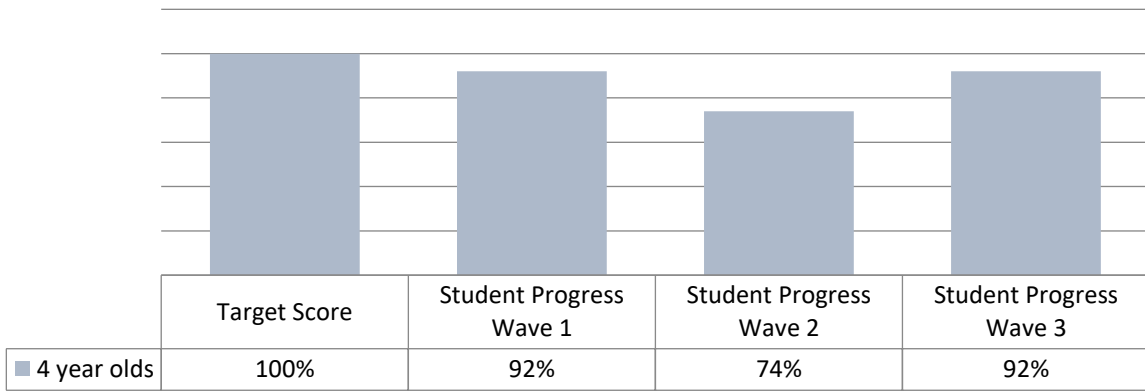
CSNT Head Start
School Readiness Performance Data Report
Head Start
2022-2023



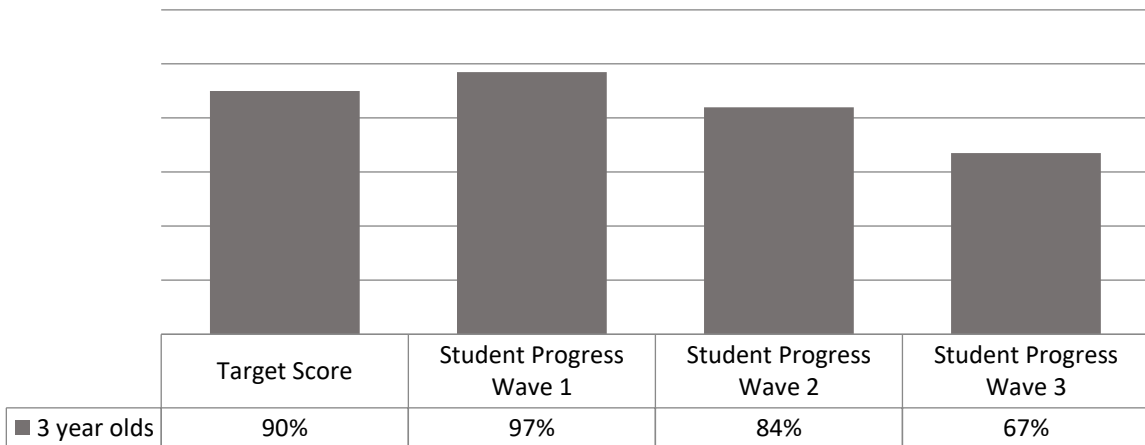
Percentages are based on actual data from Frog Street/Circle Assessment.

CSNT Head Start
School Readiness Performance Data Report
Head Start
2022-2023

Perceptual, Motor, and Physical Development
Goal: Children will control of large and small muscles for movement, coordination and balance.

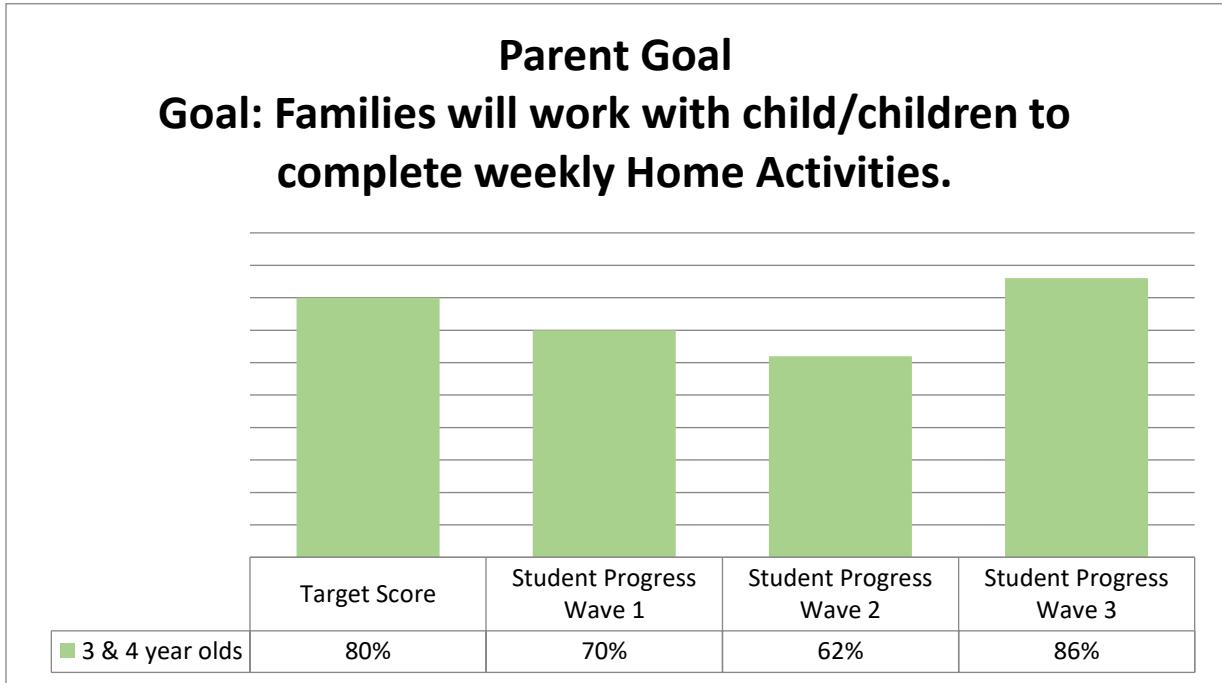
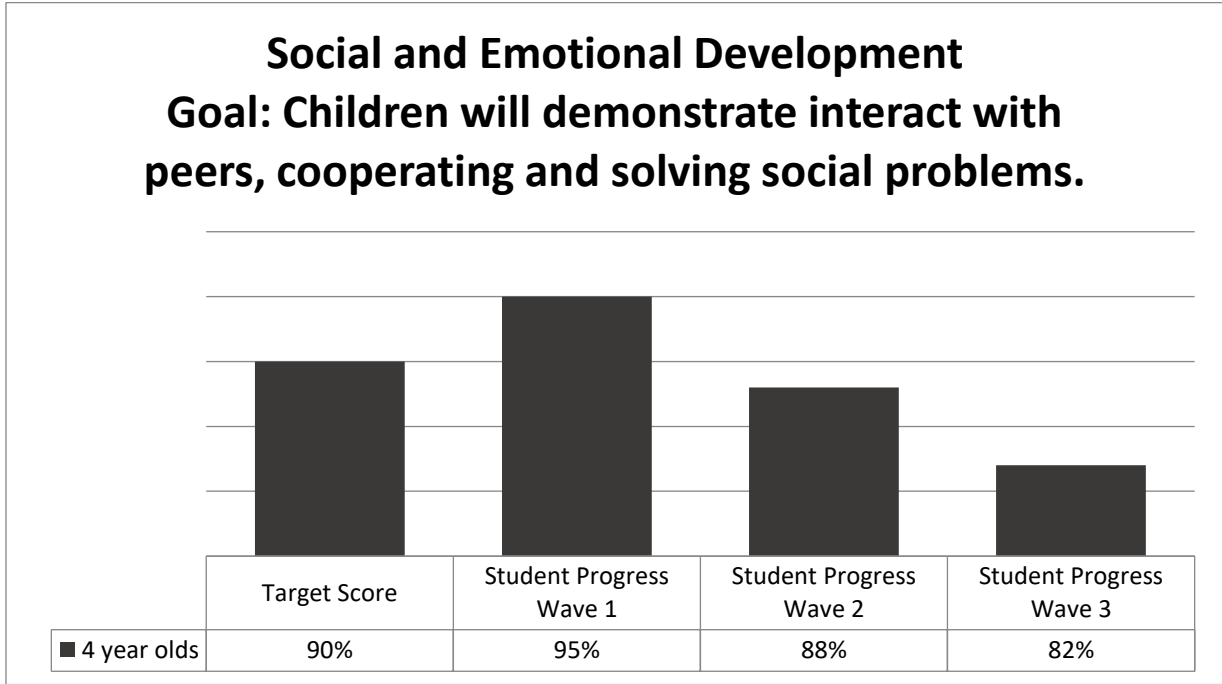


Social and Emotional Development
Goal: Children will demonstrate interact with peers, cooperating and solving problems.



Percentages are based on actual data from Frog Street/Circle Assessment.

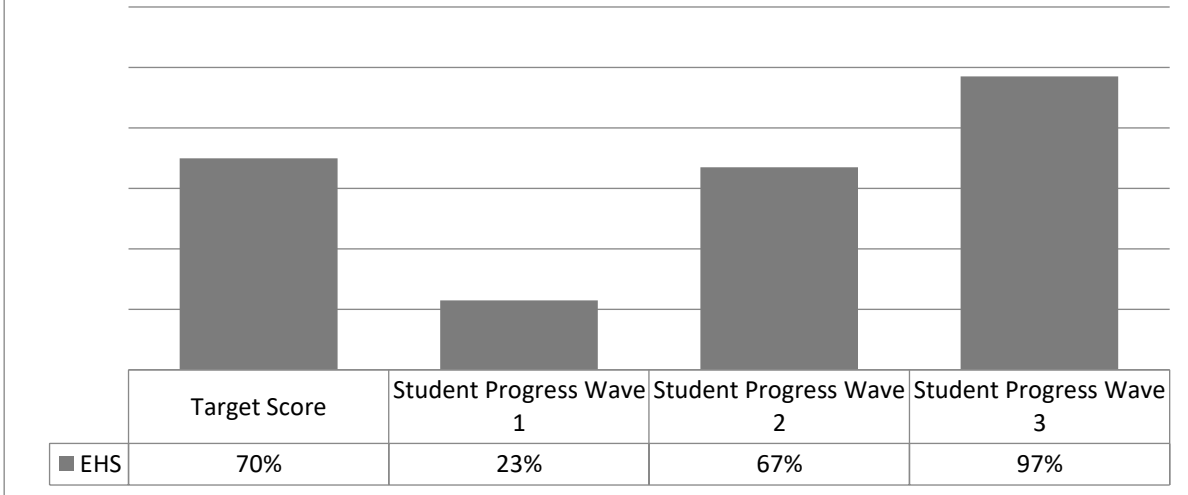
CSNT Head Start
School Readiness Performance Data Report
Head Start
2022-2023



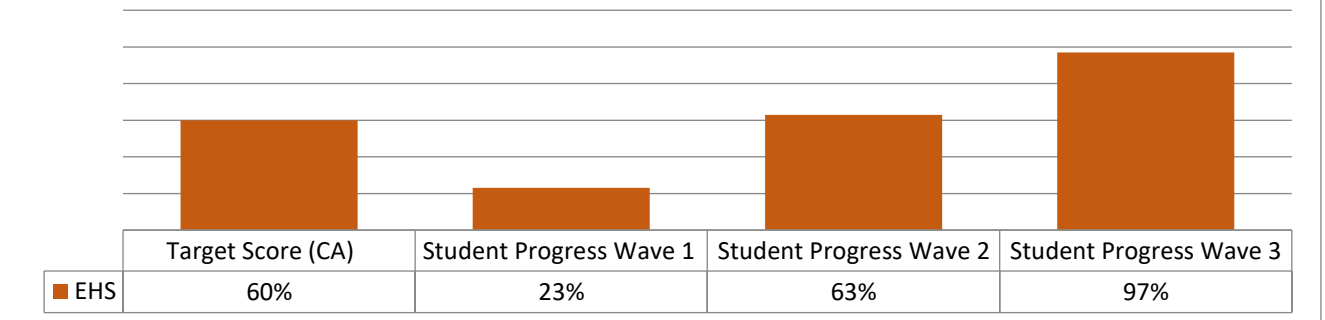
Percentages are based on actual data from Frog Street/Circle Assessment.

CSNT Head Start
School Readiness Performance Data Report
Early Head Start
2022-2023

Cognition: Mathematics Development
Goal: Children will know number names.



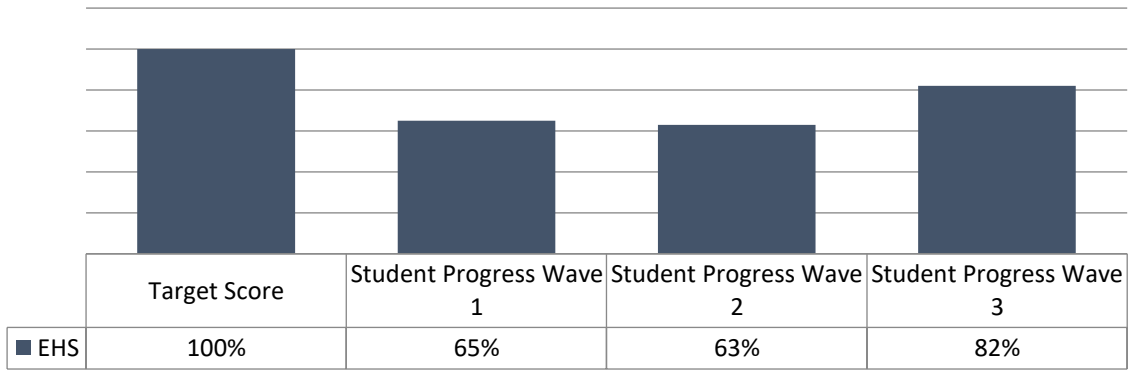
Language and Literacy
Goal: Children will develop strong receptive and expressive language skills.
Children will learn and demonstrate alphabet knowledge....



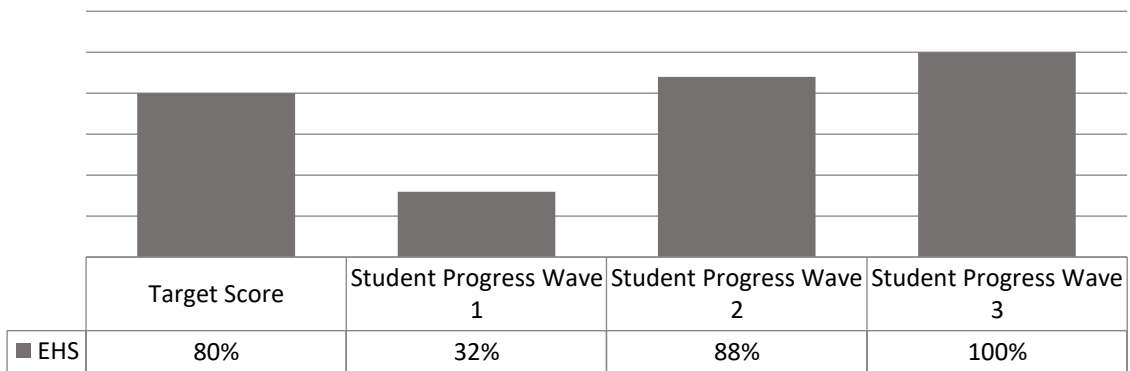
Percentages are based on actual data from Frog Street/Circle Assessment.

CSNT Head Start
School Readiness Performance Data Report
Early Head Start
2022-2023

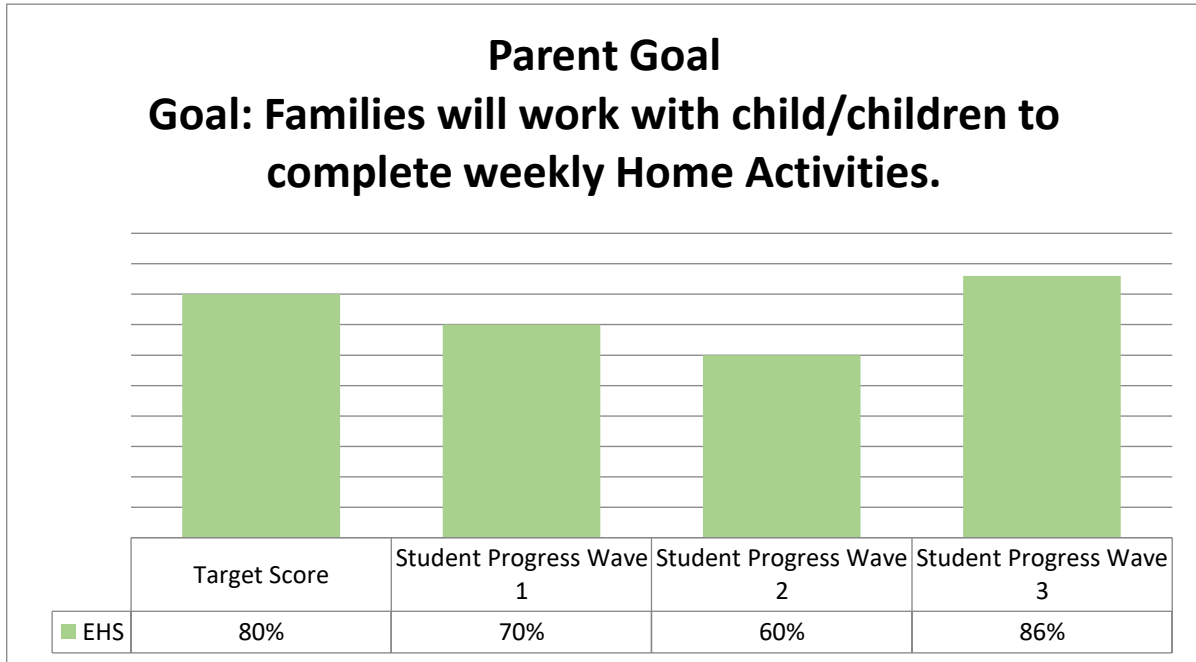
Perceptual, Motor, and Physical Development
Goal: Children will demonstrate control of large and small muscles for movement, coordination and balance.



Social and Emotional Development
Goal: Children will demonstrate interact with peers, cooperating and solving social problems.



CSNT Head Start
School Readiness Performance Data Report
Early Head Start
2022-2023



Percentages are based on actual data from Frog Street/Circle Assessment.

Parent, Family, and Community Engagement Framework School Readiness Goals 2022-2023- Spring Progress

1. Goal: Parents will ensure that all children are healthy.

Objective: 87% of all students will complete health requirements. – **78%**

Action Steps:

1. 87% compliance of all EPTSD physical requirements. – **85%**
2. 92% Compliance on initial physicals. -**85%**
3. 87% Compliance on all six month dentals. – **75%**
4. 85% compliance on lead and hemoglobin. – **67%**

2. Goal: Parents will increase family engagement skills.

Objective: 80% of Parents will participate in Family Engagement Activities. – **71%**

Action Steps:

1. 40% Parent Meeting Attendance -**20%**
2. 75% participation in Literacy Program/Walk Across Texas. – **100%**
3. 100% of parents needing a GED will receive information/resources to complete GED program. – **100%**
4. 80% Ready Rosie Parent Participation – **64%**

3. Goal: Parents will be prepared for transition into Kindergarten.

Objective: 80% of parents will complete activities that will ensure their child is ready to transition to ISD campus. – **87%**

Action Steps:

1. 85% parent participation in Home Visits and Parent Teacher Conferences.-**99%**
2. 80% completion of home activities. – **86%**
3. 40% participation at the end of the year transition parent meeting. -**75%**

4. Goal: Parent and Staff will participate in Mental Wellness activities.

Objective: 85% of parents and staff will participate in mental wellness activities. **72%**

Action Steps:

1. 90% participation in wellness trainings at staff meetings. **95%**
2. 40% participation in wellness trainings at parent meetings. **20%**
3. 80% of parents will receive a monthly Health/Wellness Newsletter. -**100%**

CSNT Head Start 2022-2023 Program Goals Progress Report

Program Goal 1: Strengthen comprehensive Health Services within the program.					
Year Four Objective One Outcome: 85% of parents will obtain (EPDST) health requirements for their children					
Fall Progress	87%	Winter Progress	86%	Spring Progress	85%
Program Goal 1 Challenges: Parents understanding the importance of completing health steps					

Program Goal 1: Strengthen comprehensive Health Services within the program.					
Year Four Objective Two Outcome: 85% of parents/staff will participate in wellness activities					
Fall Progress	97.5%	Winter Progress	97.5%	Spring Progress	72%
Program Goal 1 Challenges: Parents/staff feeling connected to the activities offered					

Program Goal 2: Provide Comprehensive School Readiness					
Year Four Objective One Outcome: 66% of Head Start children will name upper and lowercase letters					
Fall Progress	33%	Winter Progress	59%	Spring Progress	70%
Program Goal 2 Challenges: Teachers individualizing according to the data in the child assessment system					

Program Goal 2: Provide Comprehensive School Readiness					
Year Four Objective Two Outcome: 70% of children will sequence count to 50					
Fall Progress	12%	Winter Progress	36%	Spring Progress	54%
Program Goal 2 Challenges: Teachers individualizing according to the data in the child assessment system					

Program Goal 2: Provide Comprehensive School Readiness.					
Year Four Objective Three Outcome: <u>Head Start</u> - 6 (Quality Score) in CLASS Emotional Support (ES) And Classroom Organization (CO) and 3 (Quality Score) increase in Instructional Support (IS) <u>Early Head Start</u> – Emotional & Behavior score of 6 and Engaged Learning score of 6 and Responsive Caregiving score of 6					
Fall Progress	ES - 6.04 CO – 5.34 IS – 4.29 EB – 6.10 EL – 5.75 RC – 6.19	Winter Progress	ES – 5.79 CO – 5.22 IS – 3.33 EB EL RC	Spring Progress	ES – 5.93 CO – 5.4 IS – 4.04 EB – 6.2 EL – 5.59 RC – 6.88
Program Goal 2 Challenges: Staff turnover, Teacher motivation, lack of understanding concepts					

Program Goal 2: Provide Comprehensive School Readiness					
Year Four Objective Four Outcome: 80% of Early Head Start children will demonstrate interactions with their peers					
Fall Progress	32%	Winter Progress	88%	Spring Progress	82%
Program Goal 2 Challenges: Teachers individualizing according to the data in the child assessment system					

Program Goal 3: Increase Parent Involvement in the Head Start Program					
Year Four Objective One Outcome: 65% of parents will be involved in their child’s education					
Fall Progress	64%	Winter Progress	60%	Spring Progress	87%
Program Goal 3 Challenges: Parent’s ability to participate in activities due to other commitments such as work or family responsibilities					

CSNT CLASS Program Scores-Head Start **Spring 2022** Vs. **Spring 2023**

Pre-K-CLASS Averages

5/17/2023
9:45 AM

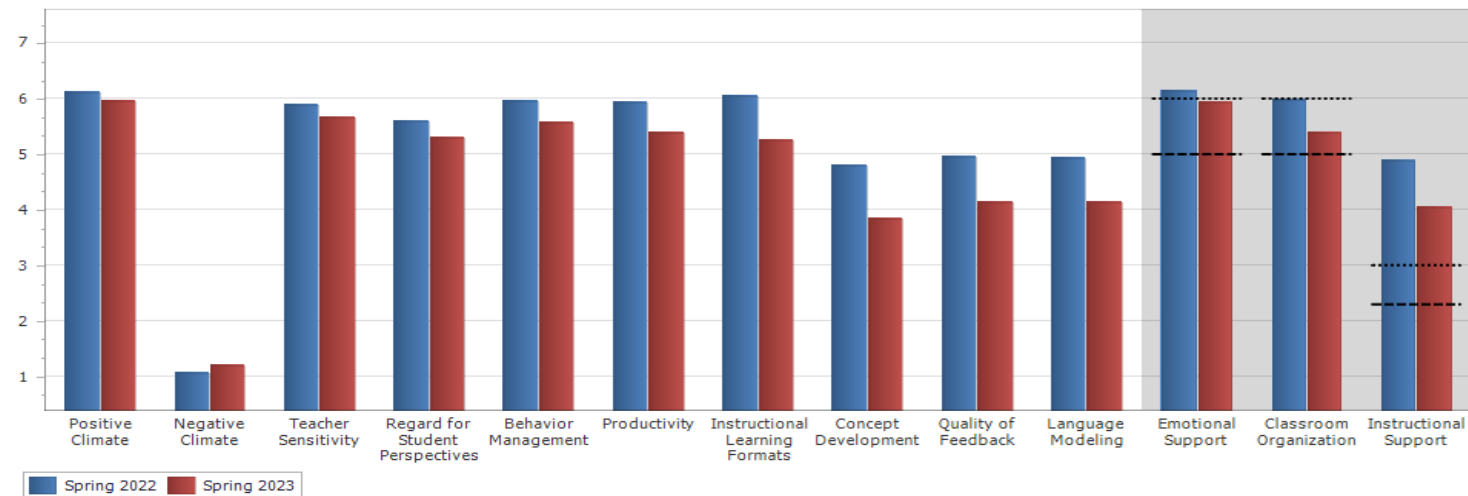


Community Services Of Northeast Tex
5630 - Pre-K CLASS® Average Score Charts
Observation Periods: Spring 2023, Spring 2022

Page 1 of 1
RHudson

Community Services Of Northeast Tex

Quality Thresholds
Re-competition Level - - - -



	PC	NC	TS	RSP	BM	PD	ILF	CD	QF	LM	ES	CO	IS
Spring 2022	6.13	1.05	5.88	5.6	5.95	5.93	6.05	4.8	4.95	4.93	6.14	5.98	4.89
Spring 2023	5.95	1.2	5.66	5.3	5.57	5.39	5.25	3.84	4.14	4.14	5.93	5.4	4.04

Competitive Thresholds	Quality Thresholds	CSNT CLASS Scores Spring 2022	CSNT CLASS Scores Spring 2023
Emotional Support-5	Emotional Support-6	Emotional Support-6.14	Emotional Support 5.93
Classroom Organization-5	Classroom Organization-6	Classroom Organization-5.98	Classroom Organization 5.40
Instructional Support-2.3	Instructional Support-3	Instructional Support-4.89	Instructional Support 4.04

***Spring 2022**-Out of the 22 classrooms, we had 4 Teacher Assistants taking on the duties of Lead Teacher.

***Spring 2023**-Out of 22 classroom, we had 5 new Teachers that were observed.

CSNT CLASS Program Scores **Spring 2022** Vs. **Spring 2023**

Early Head Start Averages-Toddlers

5/17/2023
9:43 AM

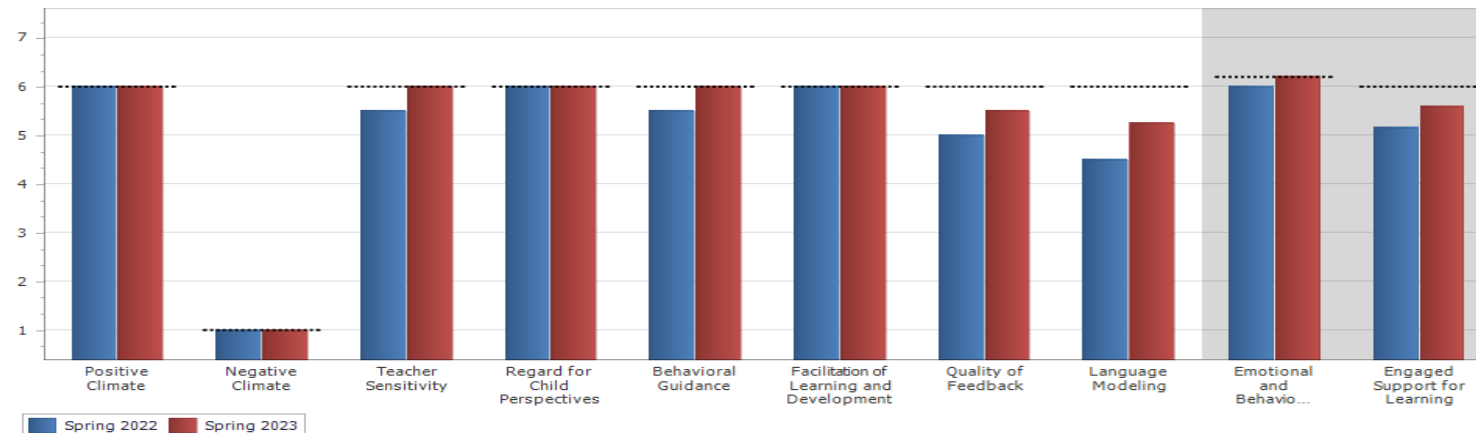


Community Services Of Northeast Tex
5631 - Toddler CLASS® Average Score Charts
Observation Periods: Spring 2023, Spring 2022

Page 1 of 1
RHudson

Community Services Of Northeast Tex

Quality



	PC	NC	TS	RCP	BG	FLD	QF	LM	EBS	ESL
Spring 2022	6	1	5.5	6	5.5	6	5	4.5	6	5.17
Spring 2023	6	1	6	6	6	6	5.5	5.25	6.2	5.59

Quality Thresholds	CSNT CLASS Scores Spring 2022	CSNT CLASS Scores Spring 2023
Emotional and Behavioral Support 6.00	Emotional and Behavioral Support 6.00	Emotional and Behavioral Support 6.20
Engaged Support for Learning 6.00	Engaged Support for Learning 5.17	Engaged Support for Learning 5.59

***Spring 2022**-We had a new teacher in the classroom.

***Spring 2023**-We had 1 new teacher in the classroom.

CSNT CLASS Program Scores **Fall 2021** Vs. **Spring 2022**

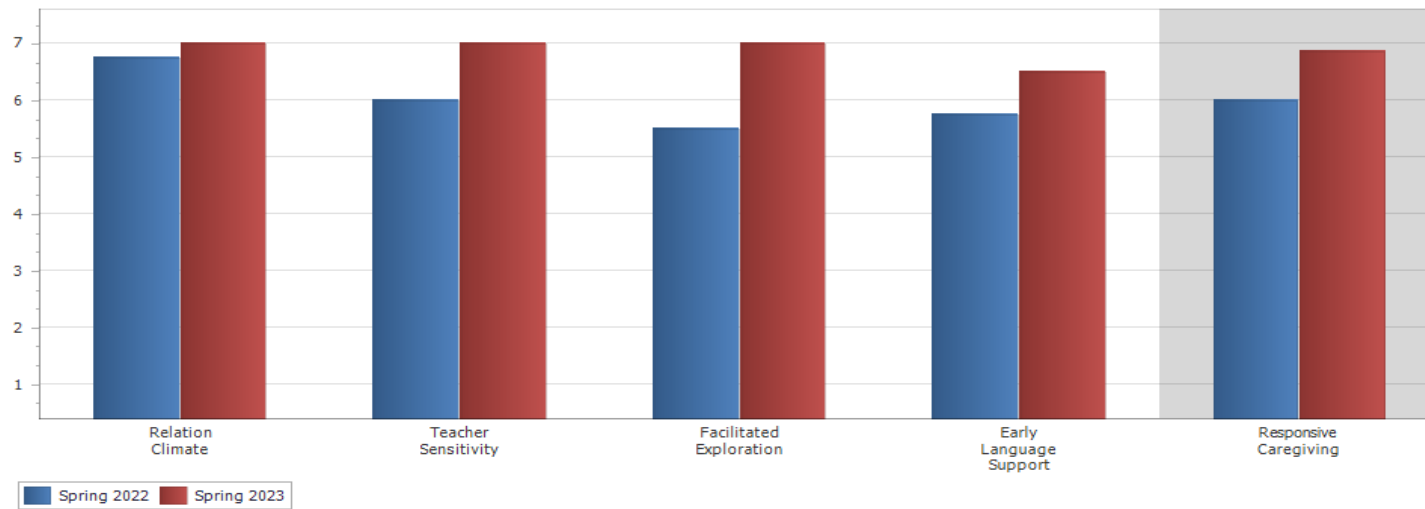
Early Head Start Averages-Infants

5/17/2023
9:28 AM 

Community Services Of Northeast Tex
5632 - Infant CLASS® Average Score Charts
Observation Periods: Spring 2023, Spring 2022

Page 1 of 1
RHudson

Community Services Of Northeast Tex



	RC	TS	FE	ELS	RCG
Spring 2022	6.75	6	5.5	5.75	6
Spring 2023	7	7	7	6.5	6.88

Quality Thresholds	CSNT CLASS Scores Spring 2022	CSNT CLASS Scores Spring 2023
Responsive Caregiving 6.00	Responsive Caregiving 6.00	Responsive Caregiving 6.88

***Spring 2022**-We had a new teacher in the classroom.

***Spring 2023**-We had a new teacher in the classroom.