



This data reflects demographic information on the students who participated in this assessment session.

<b>Total Students Participating:</b>	<b>450</b>
--------------------------------------	------------

**Students Age**

<b>Three Year Old :</b>	<b>48%</b>	<b>Four Year Old:</b>	<b>52%</b>
-------------------------	------------	-----------------------	------------

**Race**

<b>White:</b> <b>31%</b>	<b>Black/African American:</b> <b>54%</b>	<b>Hispanic:</b> <b>6%</b>
<b>Multiracial:</b> <b>9%</b>		<b>Not Specified:</b> <b>0%</b>

**Language\***

<b>English:</b> <b>94%</b>	<b>Spanish</b> <b>6%</b>	<b>Unknown:</b> <b>0%</b>
-------------------------------	-----------------------------	------------------------------

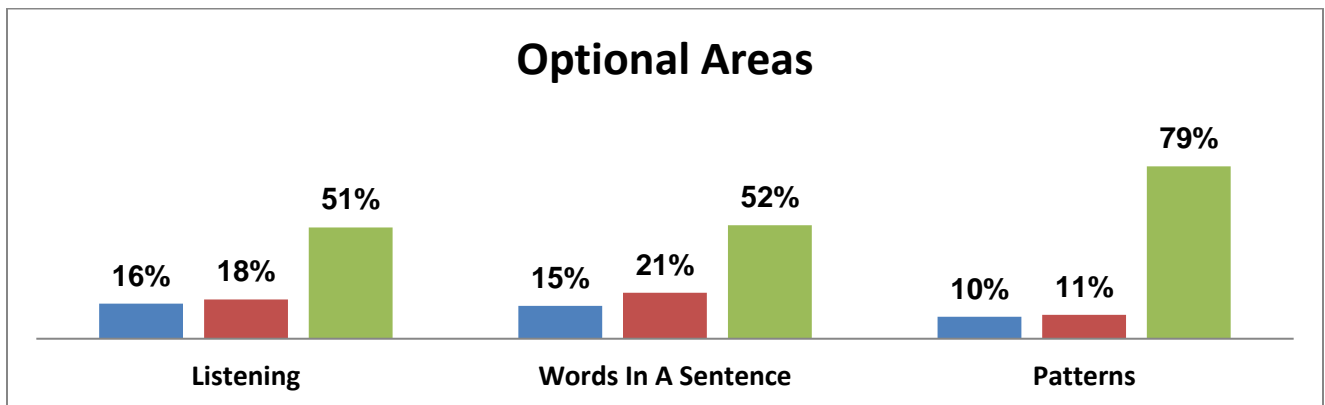
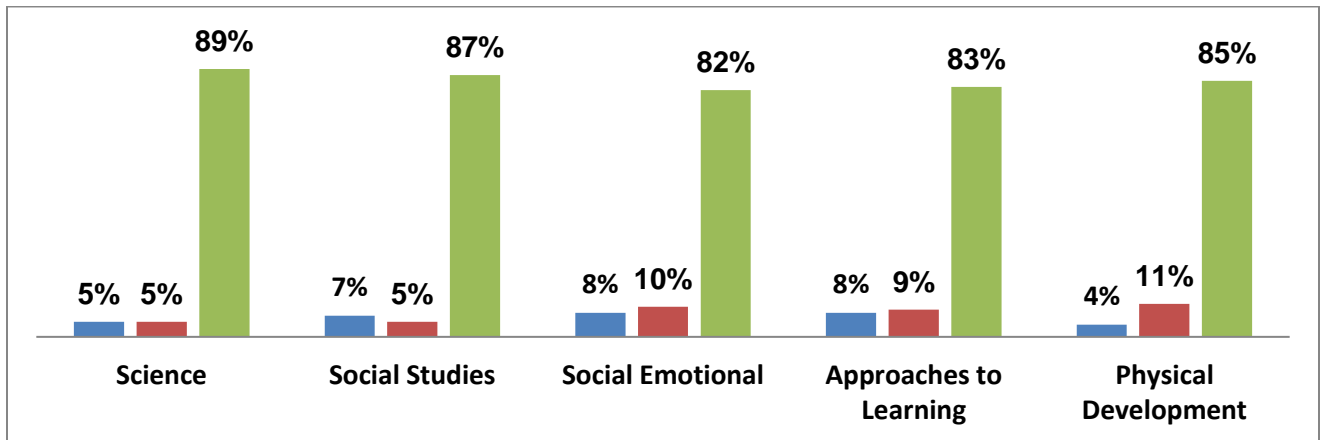
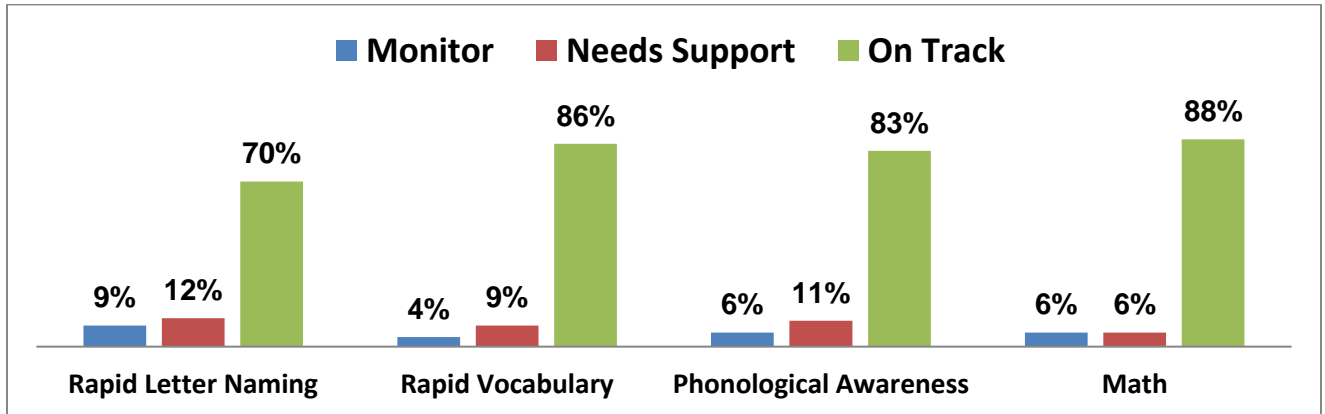
**Disabilities**

<b>Yes:</b>	<b>12%</b>	<b>No:</b>	<b>88%</b>
-------------	------------	------------	------------

# CSNT Head Start

## CIRCLE Assessment 2022-2023

### Wave 3 Program Report



\*Out of Range: The child is not within the specified age range or there is no established threshold at this time.

Percentage for the Out-of-Range areas is Rapid Letter naming 9%, Rapid Vocabulary 1%, Science 1%, Listening 15%, Words in a Sentence 12%, Social Studies 1%.

# CSNT Head Start – CIRCLE Assessment

## On-Track Comparison Data 2022-2023

	Wave 1	Wave 2	Wave 3
Rapid Letter Naming	33%	59%	70%
Rapid Vocabulary	70%	84%	86%
Phonological Awareness	79%	80%	83%
Math	87%	88%	88%
Science	90%	92%	89%
Social Studies	91%	87%	87%
Social Emotional	97%	86%	82%
Approaches to Learning	89%	84%	83%
Physical Development	91%	82%	85%
Listening	19%	36%	51%
Words In a Sentence	22%	38%	52%
Patterns	78%	80%	79%
Total Students Tested	449	441	450

Listening, Words in a Sentence and Patterns are Optional areas

**CSNT Head Start – CIRCLE Assessment**  
**Wave 3 Age Comparison Data 2022-2023**

	3 Year Olds	4 Year Olds
Rapid Letter Naming	64%	76%
Rapid Vocabulary	92%	82%
Phonological Awareness	87%	78%
Math	87%	88%
Science	90%	90%
Social Studies	85%	88%
Social Emotional	82%	80%
Approaches to Learning	84%	82%
Physical Development	92%	79%
Listening & Words in a Sentence (Optional PA)	87%	85%
Patterns (Optional Math)	79%	79%
<b>Total Students Tested</b>	<b>218</b>	<b>232</b>

Percentage based on “On Target”

# CSNT Head Start – CIRCLE Assessment

## Wave 3 Race Comparison Data 2022-2023


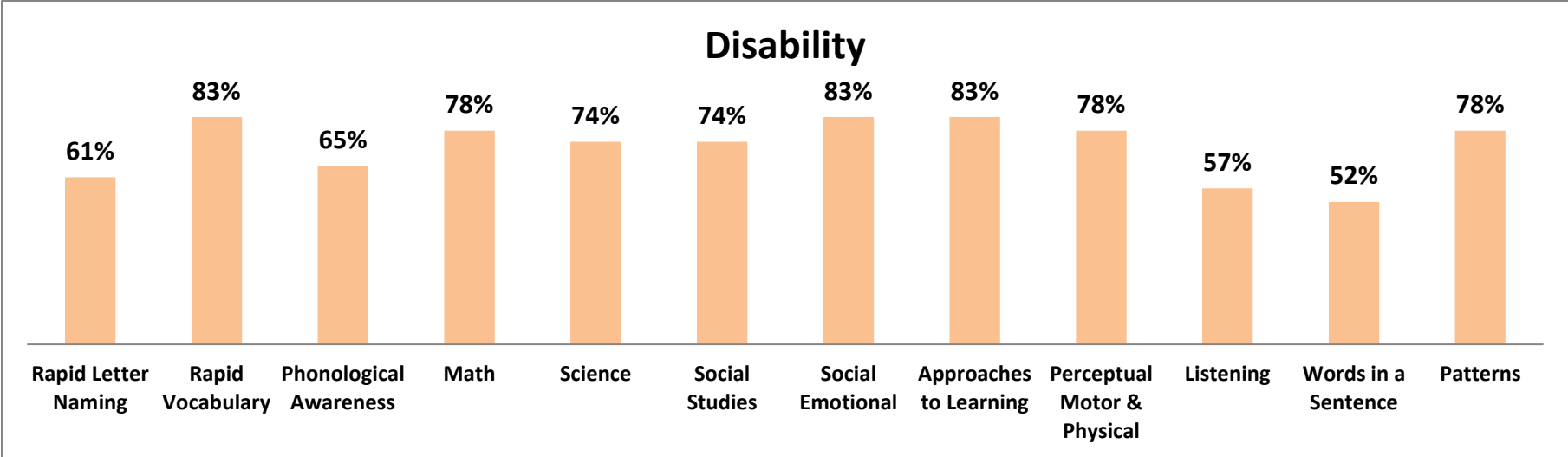
	White	Black / African American	Hispanic	Multiracial
Rapid Letter Naming	66%	73%	69%	67%
Rapid Vocabulary	90%	85%	78%	90%
Phonological Awareness	88%	79%	78%	90%
Math	86%	89%	86%	93%
Science	91%	88%	97%	93%
Social Studies	91%	84%	97%	83%
Social Emotional	85%	81%	86%	80%
Approaches to Learning	90%	83%	78%	76%
Physical Development	88%	86%	72%	88%
Listening	54%	49%	56%	62%
Words in a Sentence	53%	50%	50%	55%
Patterns	91%	70%	86%	80%
<b>Total Students Tested</b>	<b>140</b>	<b>242</b>	<b>26</b>	<b>42</b>

Percentage based on “On Target”

Listening, Words in a Sentence and Patterns are Optional areas.

# CSNT Head Start – CIRCLE Assessment

## Wave 3 2022-2023 (On Track)





This data reflects demographic information on the students who participated in this assessment session.

<b>Total Students Participating:</b>	<b>1 – Infants 12-18 Months</b>
--------------------------------------	-------------------------------------

**Gender**

<b>Male:</b>	<b>100%</b>	<b>Female:</b>	<b>0%</b>
--------------	-------------	----------------	-----------

**Race**

<b>White:</b> <b>100%</b>	<b>Black/African American:</b> <b>0%</b>	<b>Hispanic:</b> <b>0%</b>
<b>Multiracial:</b> <b>0%</b>		<b>Not Specified:</b> <b>0%</b>

**Language**

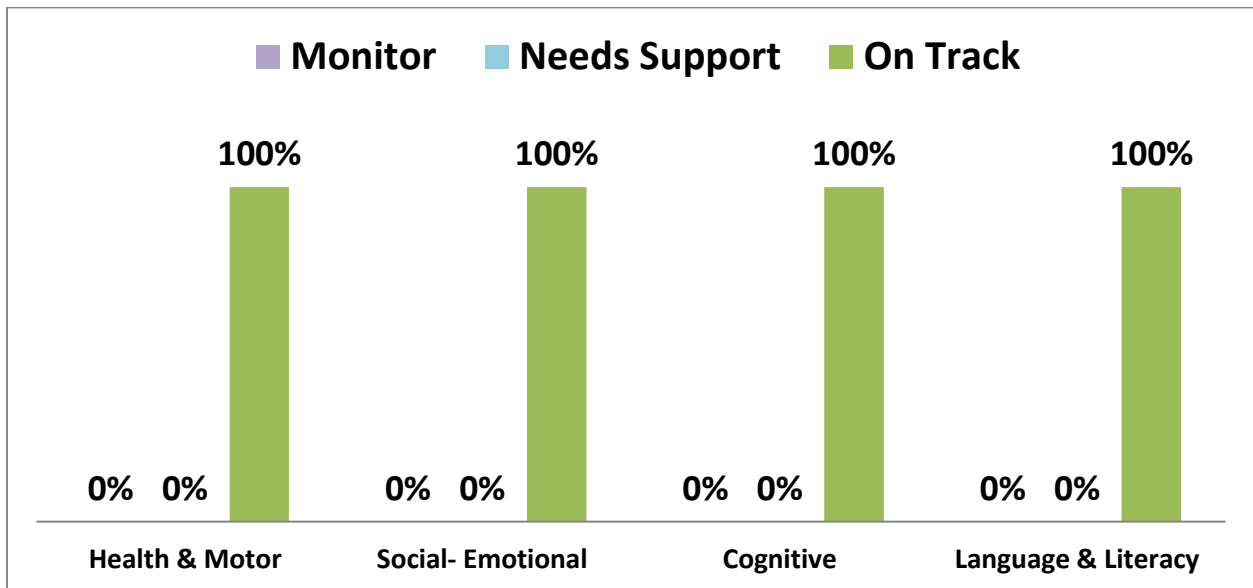
<b>English:</b> <b>100%</b>	<b>Spanish</b> <b>0%</b>	<b>Unknown:</b> <b>0%</b>
--------------------------------	-----------------------------	------------------------------

**Disabilities**

<b>Yes:</b>	<b>0%</b>	<b>No:</b>	<b>100%</b>
-------------	-----------	------------	-------------

# CSNT Early Head Start – CIRCLE Assessment 2022-2023

## Wave 3 - Infants



**No Disability for Infants**

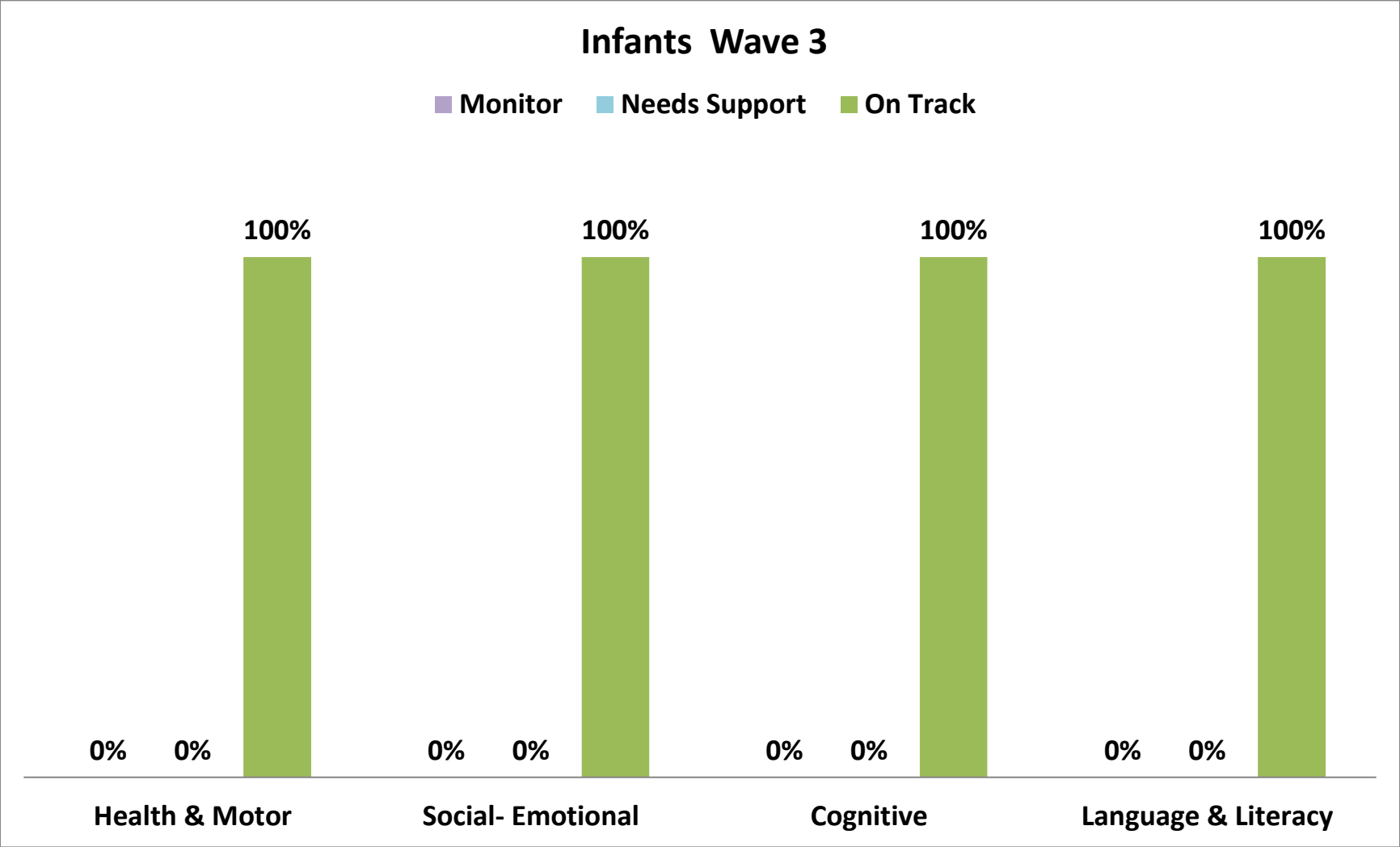
**No Dual Language Learners for Infants**

Race	White	Black / African American	Hispanic	Multiracial
Health & Motor	100%	0%	0%	0%
Social - Emotional	100%	0%	0%	0%
Cognitive	100%	0%	0%	0%
Language & Literacy	100%	0%	0%	0%
<b>Total Students Tested</b>	<b>1</b>	<b>0</b>	<b>0</b>	<b>0</b>

Percentage based on "On Target" for Race



# CSNT Early Head Start 2022-2023 – CIRCLE Assessment





This data reflects demographic information on the students who participated in this assessment session.

<b>Total Students Participating:</b>	<b>1 – Toddlers 18-24 Months</b>
--------------------------------------	--------------------------------------

**Gender**

<b>Male:</b>	<b>0%</b>	<b>Female:</b>	<b>100%</b>
--------------	-----------	----------------	-------------

**Race**

<b>White:</b> <b>0%</b>	<b>Black/African American:</b> <b>0%</b>	<b>Hispanic:</b> <b>0%</b>
<b>Multiracial:</b> <b>100%</b>		<b>Not Specified:</b> <b>0%</b>

**Language**

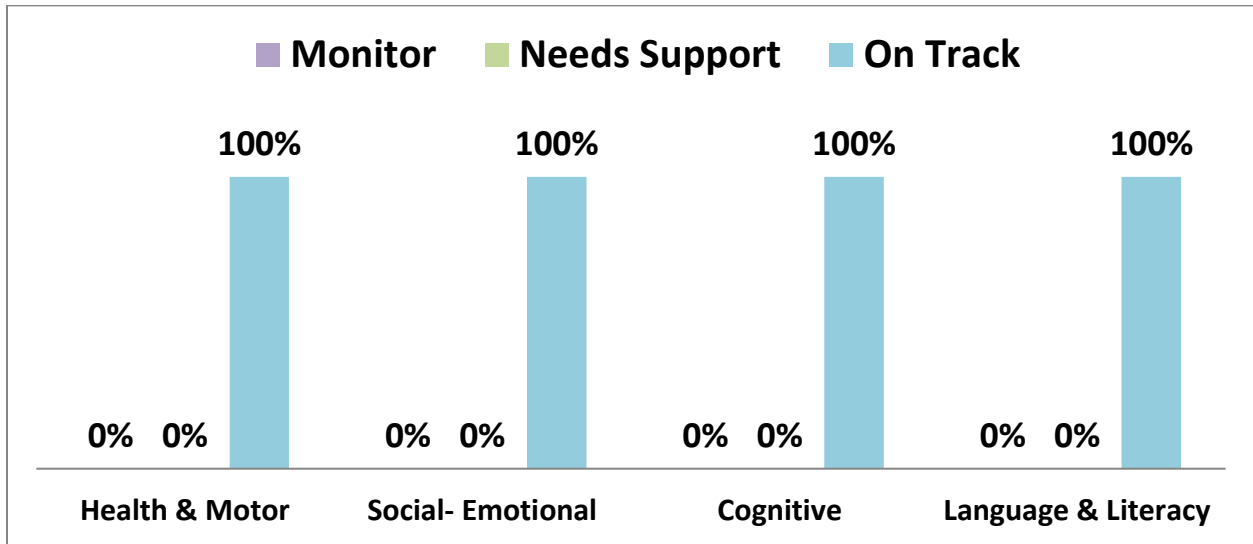
<b>English:</b> <b>100%</b>	<b>Spanish</b> <b>0%</b>	<b>Unknown:</b> <b>0%</b>
--------------------------------	-----------------------------	------------------------------

**Disabilities**

<b>Yes:</b>	<b>0%</b>	<b>No:</b>	<b>100%</b>
-------------	-----------	------------	-------------

# CSNT Early Head Start – CIRCLE Assessment 2022-2023

## Wave 3 - Toddlers



### No Disability for Toddlers

### No Dual Language Learners Data for Toddlers

Race	White	Black / African American	Hispanic	Multiracial
Health & Motor	0%	0%	0%	100%
Social - Emotional	0%	0%	0%	100%
Cognitive	0%	0%	0%	100%
Language & Literacy	0%	0%	0%	100%
<b>Total Students Tested</b>	<b>0</b>	<b>0</b>	<b>0</b>	<b>1</b>

Percentage based on "On Target" for Race



This data reflects demographic information on the students who participated in this assessment session.

<b>Total Students Participating:</b>	<b>9 – Toddlers 2-3 Years Old</b>
--------------------------------------	---------------------------------------

**Gender**

<b>Male:</b>	<b>78%</b>	<b>Female:</b>	<b>22%</b>
--------------	------------	----------------	------------

**Race**

<b>White:</b> <b>22%</b>	<b>Black/African American:</b> <b>56%</b>	<b>Hispanic:</b> <b>22%</b>
<b>Multiracial:</b> <b>0%</b>		<b>Not Specified:</b> <b>0%</b>

**Language**


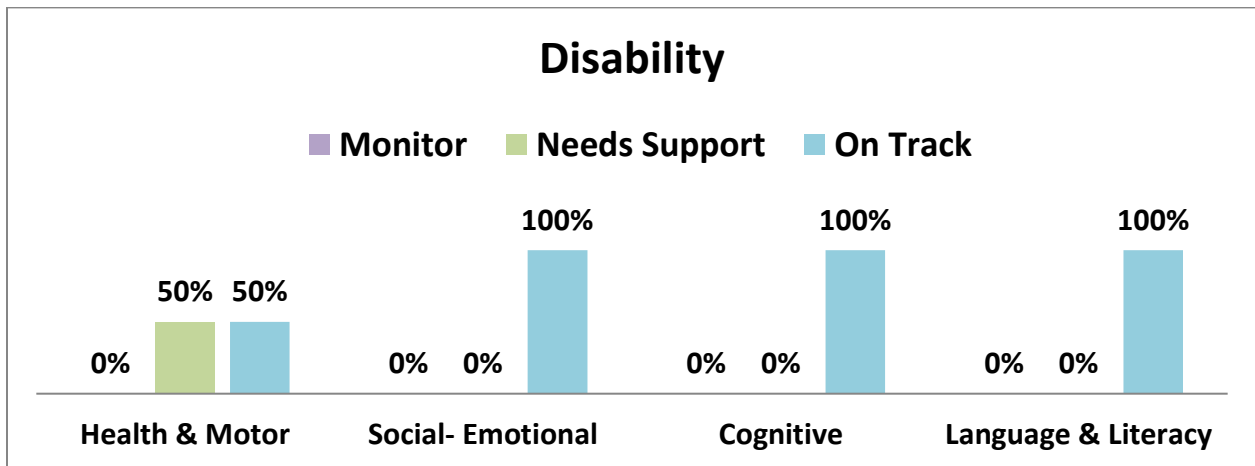
<b>English:</b> <b>89%</b>	<b>Spanish</b> <b>11%</b>	<b>Unknown:</b> <b>0%</b>
-------------------------------	------------------------------	------------------------------

**Disabilities**

<b>Yes: 22%</b>	<b>No: 78%</b>
-----------------	----------------

# CSNT Early Head Start – CIRCLE Assessment 2022-2023

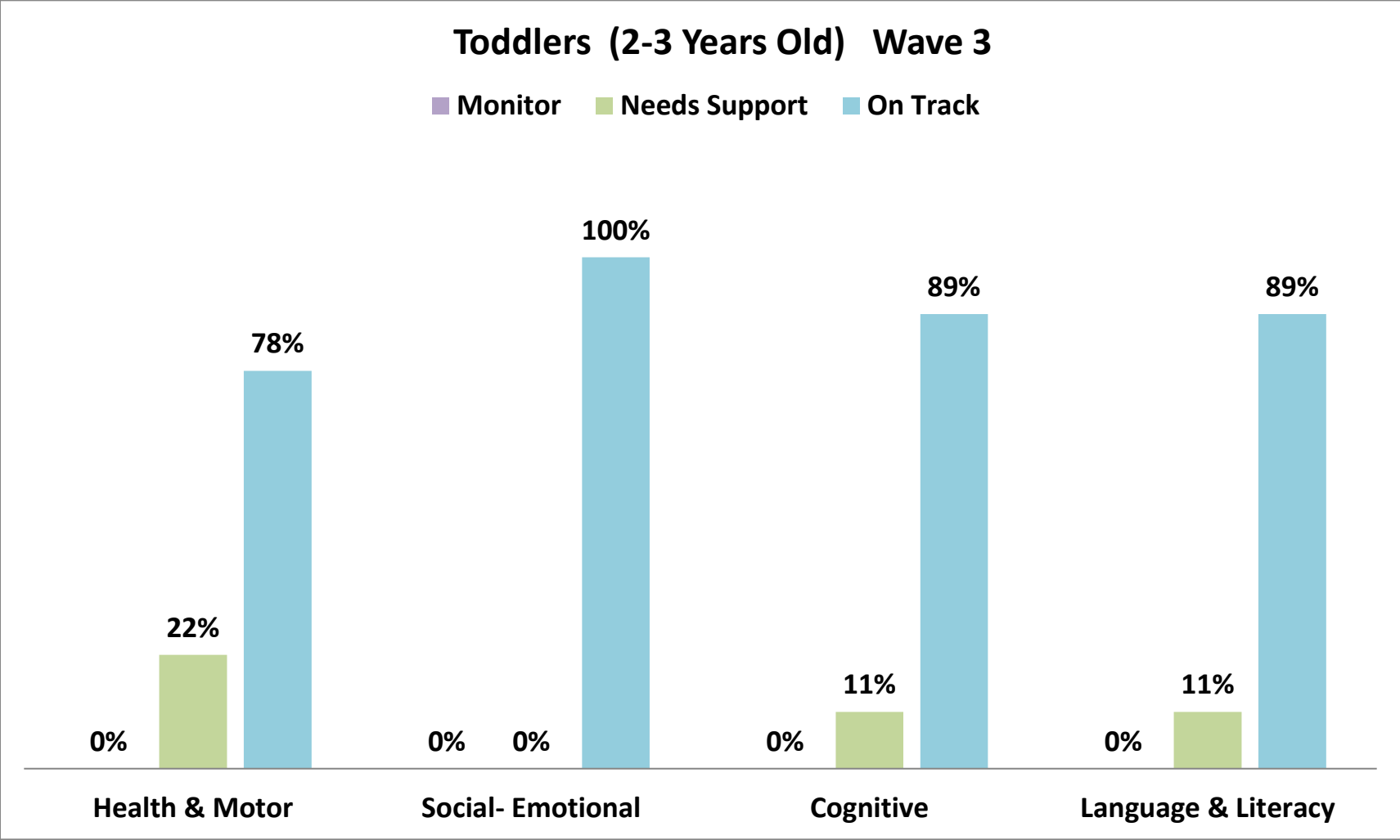
## Wave 3 – Toddlers 2-3 years Old



Race	White	Black / African American	Hispanic	Multiracial
Health & Motor	100%	60%	100%	0%
Social - Emotional	100%	100%	100%	0%
Cognitive	100%	80%	100%	0%
Language & Literacy	100%	80%	100%	0%
Total Students Tested	2	5	2	0

Percentage based on “On Target”

# CSNT Early Head Start 2022-2023 – CIRCLE Assessment





This data reflects demographic information on the students who participated in this assessment session.

<b>Total Students Participating:</b>	<b>5– Pre-School Entry</b> <b>3-4 Years</b>
--------------------------------------	--

**Gender**

<b>Male:</b> <b>60%</b>	<b>Female:</b> <b>40%</b>
-------------------------	---------------------------

**Race**

<b>White:</b> <b>20%</b>	<b>Black/African American:</b> <b>40%</b>	<b>Hispanic:</b> <b>0%</b>
<b>Multiracial:</b> <b>40%</b>		<b>Not Specified:</b> <b>0%</b>

**Language**

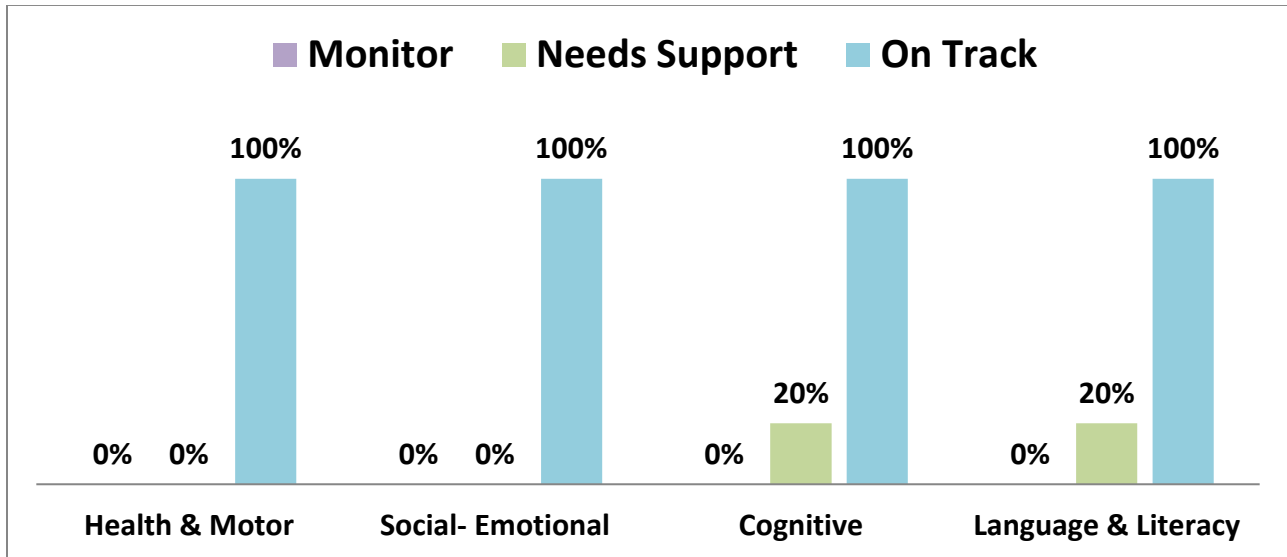
<b>English:</b> <b>100%</b>	<b>Spanish</b> <b>0%</b>	<b>Unknown:</b> <b>0%</b>
--------------------------------	-----------------------------	------------------------------

**Disabilities**

<b>Yes:</b> <b>0%</b>	<b>No:</b> <b>100%</b>
-----------------------	------------------------

# CSNT Early Head Start – CIRCLE Assessment 2022-2023

## Wave 3 - Pre-School Entry



### No Disability for Pre-School Entry

### No Dual Language for Pre-School Entry

Race	White	Black / African American	Hispanic	Multiracial
Health & Motor	100%	100%	0%	100%
Social - Emotional	100%	100%	0%	100%
Cognitive	100%	50%	0%	100%
Language & Literacy	100%	50%	0%	100%
<b>Total Students Tested</b>	<b>1</b>	<b>2</b>	<b>0</b>	<b>2</b>

Percentage based on "On Target" for Race