



This data reflects demographic information on the students who participated in this assessment session.

Total Students Participating:	456
--------------------------------------	------------

Students Age

Three Year Old :	49%	Four Year Old:	51%
-------------------------	------------	-----------------------	------------

Race

White: 30%	Black/African American: 52%	Hispanic: 7%
Multiracial: 11%		Not Specified: 0%

Language*

English: 94%	Spanish 6%	Unknown: 0%
-------------------------------	-----------------------------	------------------------------

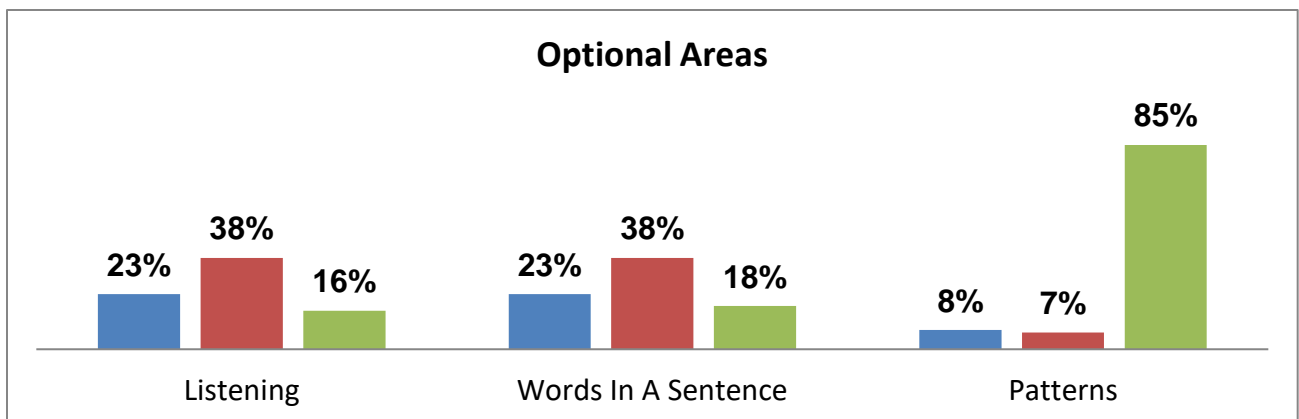
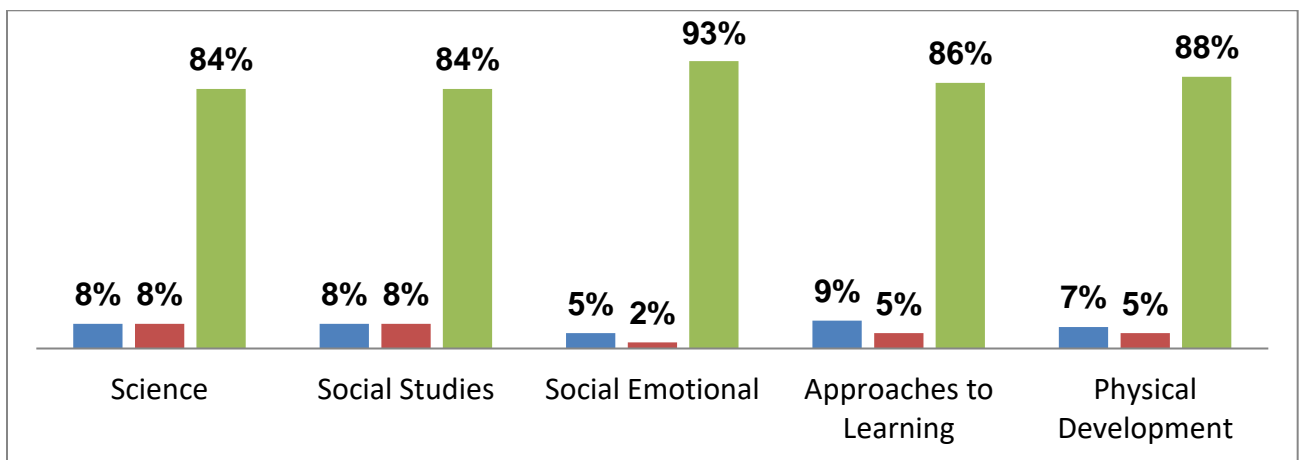
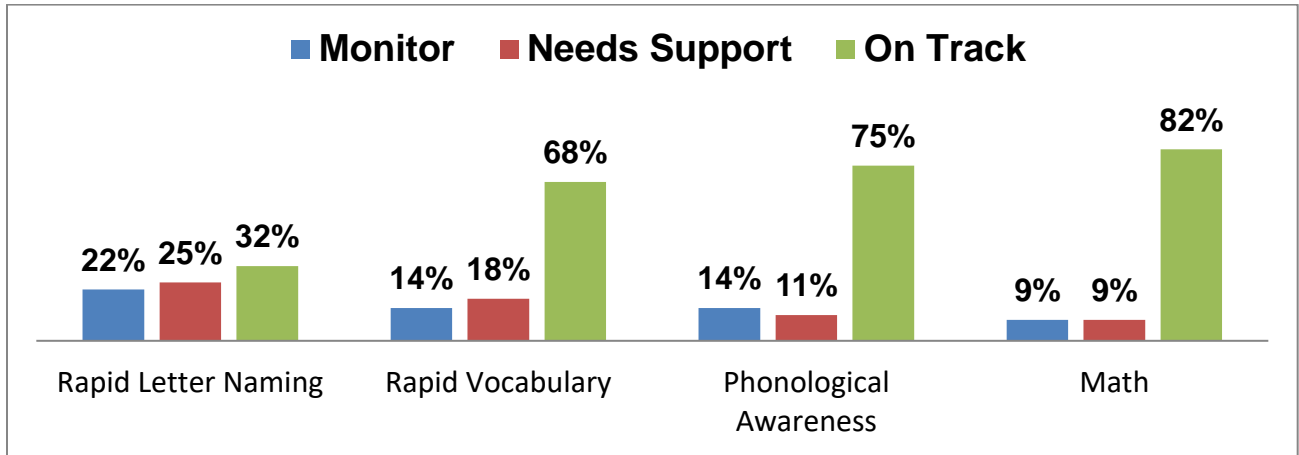
Disabilities

Yes:	4%	No:	94%
-------------	-----------	------------	------------

CSNT Head Start

CIRCLE Assessment 2023-2024

Wave 1 Program Report



*Out of Range: The child is not within the specified age range or there is no established threshold at this time.

Rapid Letter Naming 21%, Listening 23% and Words in a Sentence 21%.

CSNT Head Start – CIRCLE Assessment
Wave 1 Age Comparison Data 2023-2024

	3 Year Olds	4 Year Olds
Rapid Letter Naming	14%	50%
Rapid Vocabulary	72%	64%
Phonological Awareness	71%	79%
Math	82%	83%
Science	84%	84%
Social Studies	84%	85%
Social Emotional	91%	95%
Approaches to Learning	83%	89%
Physical Development	86%	89%
Listening & Words in a Sentence (Optional PA)	7%	25%
Patterns (Optional Math)	83%	87%
Total Students Tested	223	233

Percentage based on “On Target”

CSNT Head Start – CIRCLE Assessment

Wave 1 Race Comparison Data 2023-2024


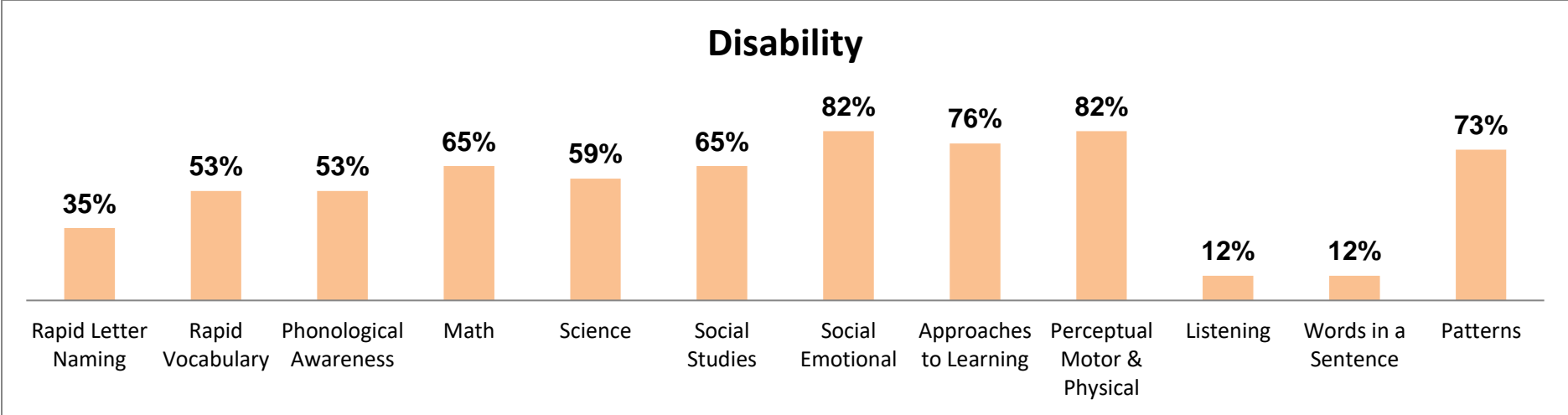
	White	Black / African American	Hispanic	Multiracial
Rapid Letter Naming	32%	51%	22%	0%
Rapid Vocabulary	75%	63%	71%	100%
Phonological Awareness	74%	75%	75%	100%
Math	84%	85%	82%	100%
Science	90%	80%	94%	100%
Social Studies	89%	80%	94%	100%
Social Emotional	89%	92%	90%	100%
Approaches to Learning	83%	86%	82%	100%
Physical Development	82%	88%	84%	100%
Listening	17%	17%	8%	100%
Words in a Sentence	26%	24%	27%	0%
Patterns	88%	79%	83%	100%
Total Students Tested	136	241	31	48

Percentage based on “On Target”

Listening, Words in a Sentence and Patterns are Optional areas.

CSNT Head Start – CIRCLE Assessment

Wave 1 2023-2024



Percentage Based on "On Target"



This data reflects demographic information on the students who participated in this assessment session.

Total Students Participating:	2 – Infants 12-18 Months
--------------------------------------	-------------------------------------

Gender

Male:	50%	Female:	50%
--------------	------------	----------------	------------

Race

White: 50%	Black/African American: 50%	Hispanic: 0%
	Multiracial: 0%	Not Specified: 0%

Language

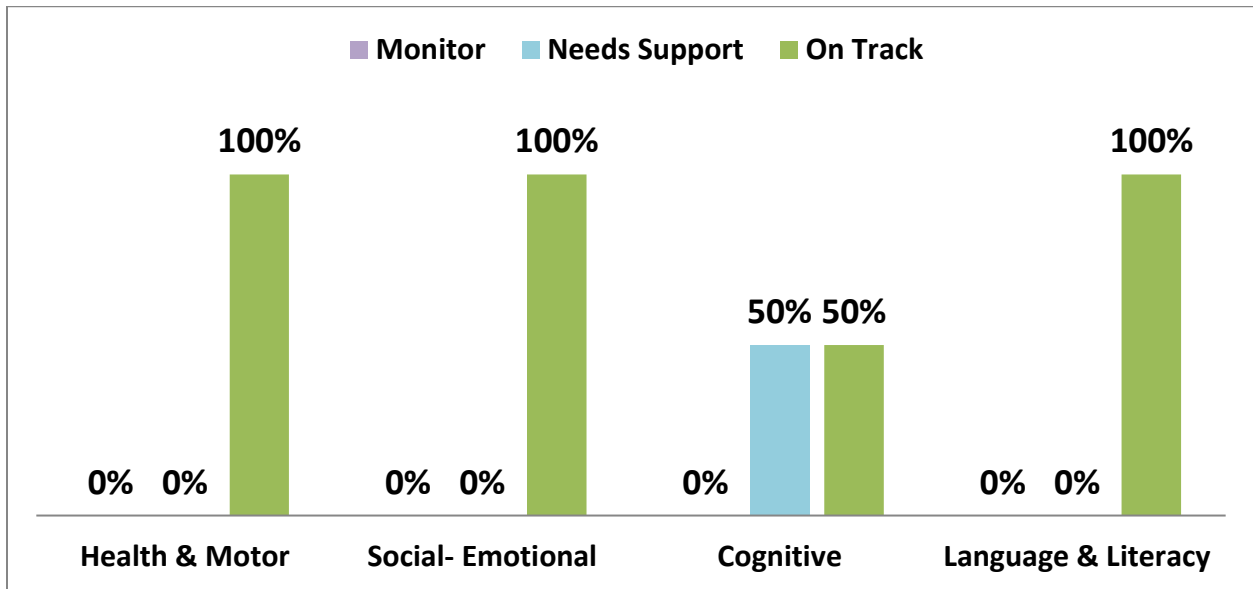
English: 100%	Spanish 0%	Unknown: 0%
--------------------------------	-----------------------------	------------------------------

Disabilities

Yes:	0%	No:	100%
-------------	-----------	------------	-------------

CSNT Early Head Start – CIRCLE Assessment 2023-2024

Wave 1 - Infants



No Dual Language Learners for Infants

No Disability for Infants

Race	White	Black / African American	Hispanic	Multiracial
Health & Motor	100%	100%	0%	0%
Social - Emotional	100%	100%	0%	0%
Cognitive	100%	0%	0%	0%
Language & Literacy	100%	100%	0%	0%
Total Students Tested	1	1	0	0

Percentage based on "On Target" for Race

Early Head Start CIRCLE Assessment 2023-2024 Wave 1



This data reflects demographic information on the students who participated in this assessment session.

Total Students Participating:	6 – Toddlers 18- 24 Months
--------------------------------------	---------------------------------------

Gender

Male:	67%	Female:	33%
--------------	------------	----------------	------------

Race

White: 50%	Black/African American: 33%	Hispanic: 17%
	Multiracial: 0%	Not Specified: 0%

Language

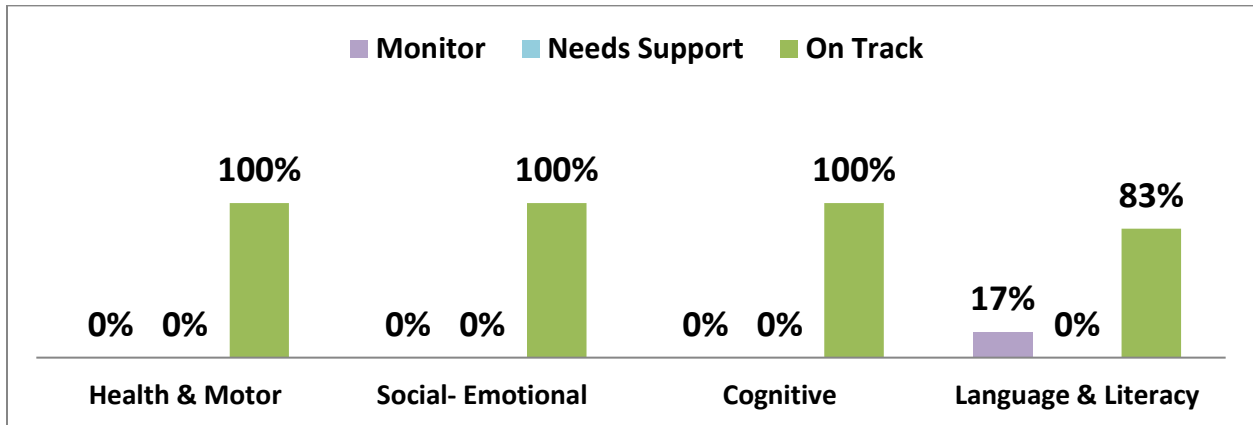
English: 83%	Spanish 17%	Unknown: 0%
-------------------------	------------------------	------------------------

Disabilities


Yes: 0%	No: 100%
----------------	-----------------

CSNT Early Head Start – CIRCLE Assessment 2023-2024

Wave 1 - Toddlers



No Disability Data for Toddlers



Race	White	Black / African American	Hispanic	Multiracial
Health & Motor	100%	100%	100%	0%
Social - Emotional	100%	100%	100%	0%
Cognitive	100%	100%	100%	0%
Language & Literacy	100%	100%	0%	0%
Total Students Tested	3	2	1	0

Percentage based on "On Target" for Race



This data reflects demographic information on the students who participated in this assessment session.

Total Students Participating:	8 – Pre-School Entry 2-3 Years
--------------------------------------	---

Gender

Male: 50%	Female: 50%
------------------	--------------------

Race

White: 24%	Black/African American: 50%	Hispanic: 13%
Multiracial: 13%		Not Specified: 0%

Language

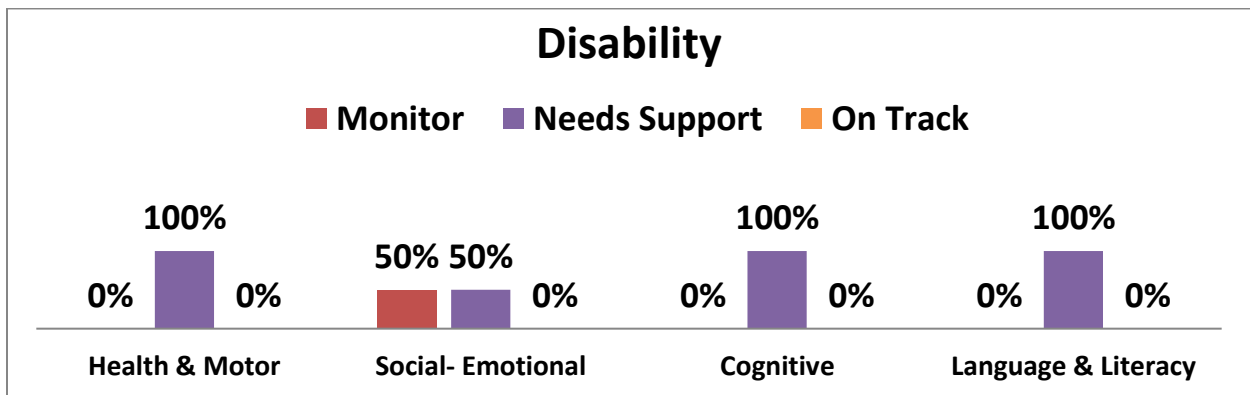
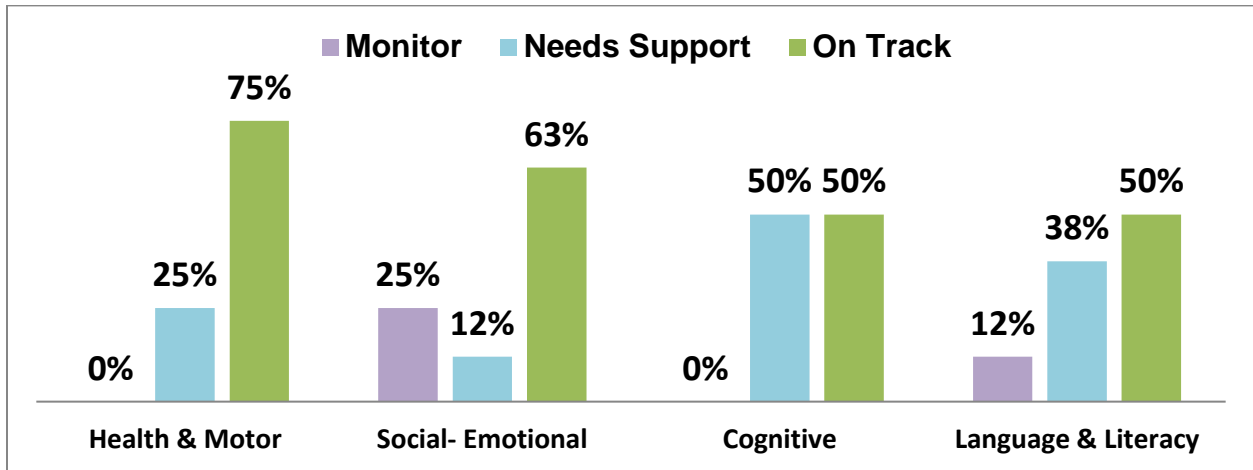
English: 100%	Spanish 0%	Unknown: 0%
-------------------------	----------------------	-----------------------

Disabilities

Yes: 25%	No: 75%
-----------------	----------------

CSNT Early Head Start – CIRCLE Assessment 2023-2024

Wave 1 – Pre School Entry



No Dual Language Learners for Pre-School Entry

Race	White	Black / African American	Hispanic	Multiracial
Health & Motor	50%	75%	100%	100%
Social - Emotional	0%	75%	100%	100%
Cognitive	0%	75%	100%	0%
Language & Literacy	0%	75%	100%	0%
Total Students Tested	2	4	1	1

Percentage based on “On Target” for Race