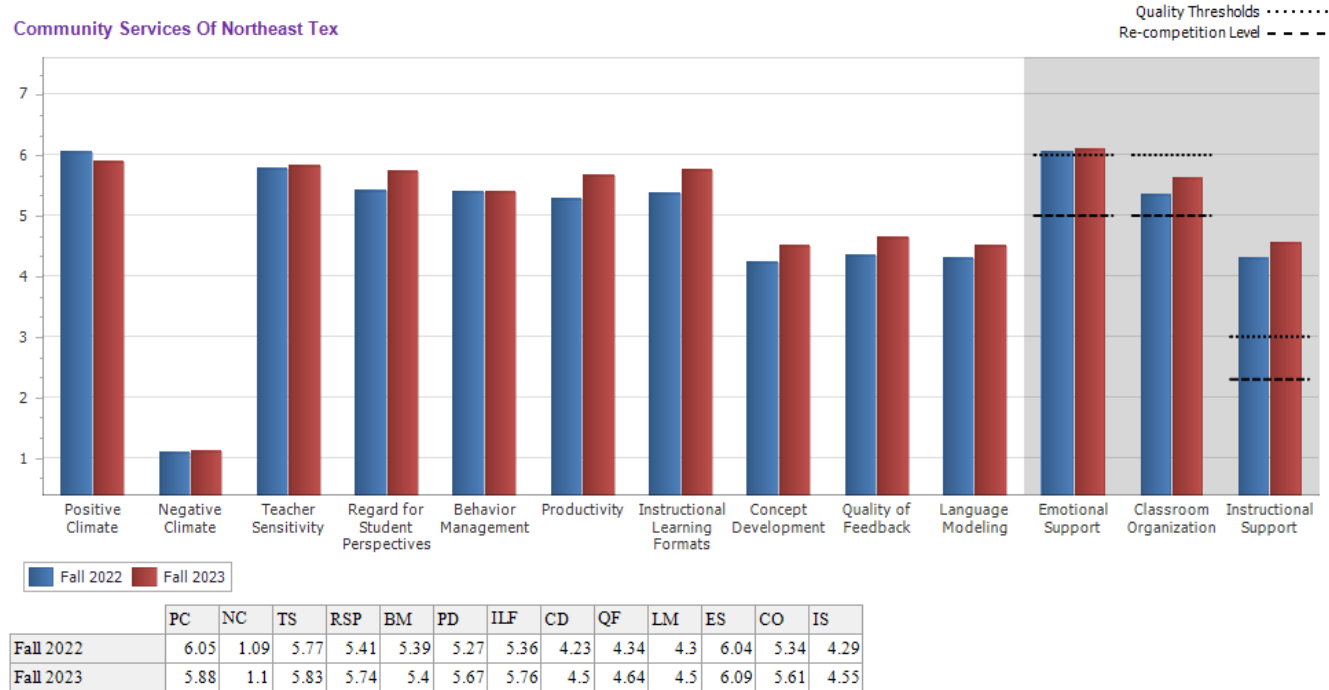


CSNT CLASS Program Scores-Head Start **Fall 2022** Vs. **Fall 2023**

Pre-K-CLASS Averages



Competitive Thresholds	Quality Thresholds	CSNT CLASS Scores Fall 2022	CSNT CLASS Scores Fall 2023
Emotional Support-5	Emotional Support-6	Emotional Support-6.04	Emotional Support 6.09
Classroom Organization-5	Classroom Organization-6	Classroom Organization-5.34	Classroom Organization 5.61
Instructional Support-2.3	Instructional Support-3	Instructional Support-4.29	Instructional Support 4.55

***Fall 2022**-Out of 22 classroom, we had 4 new teachers and 1 teacher’s assistant conducting the duties as a teacher.

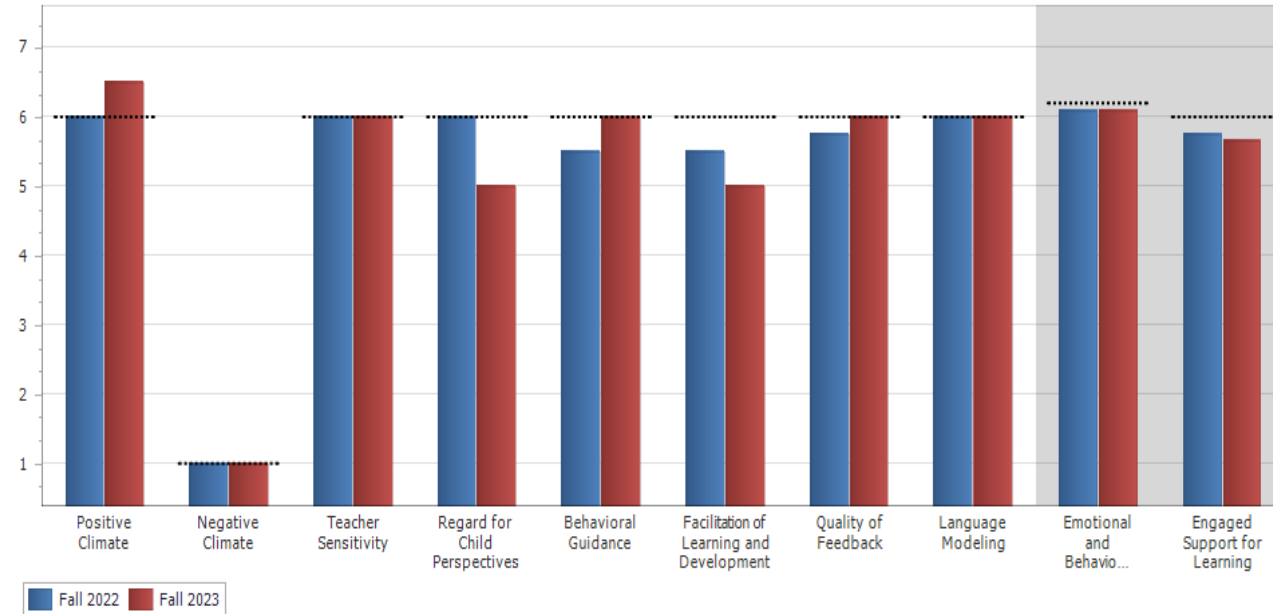
***Fall 2023**-Out of 22 classrooms, we have 4 new teachers and 1 classroom wasn’t observed because of shortage of staff and no lead teacher.

CSNT CLASS Program Scores **Fall 2022** Vs. **Fall 2023**

Early Head Start Averages-Toddlers

Community Services Of Northeast Tex

Quality



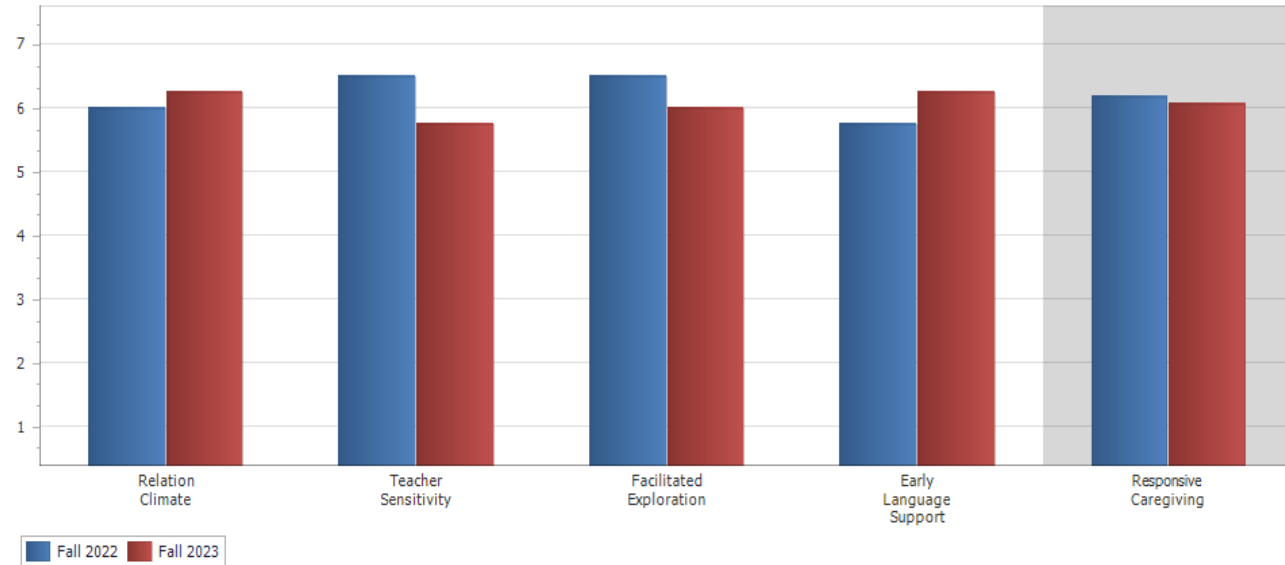
	PC	NC	TS	RCP	BG	FLD	QF	LM	EBS	ESL
Fall 2022	6	1	6	6	5.5	5.5	5.75	6	6.1	5.75
Fall 2023	6.5	1	6	5	6	5	6	6	6.1	5.67

Quality Thresholds	CSNT CLASS Scores Fall 2022	CSNT CLASS Scores Fall 2023
Emotional and Behavioral Support 6.00	Emotional and Behavioral Support 6.10	Emotional and Behavioral Support 6.10
Engaged Support for Learning 6.00	Engaged Support for Learning 5.75	Engaged Support for Learning 5.67

CSNT CLASS Program Scores **Fall 2022** Vs. **Spring 2023**

Early Head Start Averages-Infants

Community Services Of Northeast Tex



	RC	TS	FE	ELS	RCG
Fall 2022	6	6.5	6.5	5.75	6.19
Fall 2023	6.25	5.75	6	6.25	6.07

Quality Thresholds	CSNT CLASS Scores Fall 2022	CSNT CLASS Scores Fall 2023
Early Language Support 6.00	Early Language Support 5.75	Early Language Support 6.25
Responsive Caregiving 6.00	Responsive Caregiving 6.19	Responsive Caregiving 6.07

***Fall 2022**-We had a new teacher in the classroom.

***Fall 2023**-We have a new teacher in the classroom.